



# Monthly Economic Bulletin January 2026

Summary of Key Statistics and  
Within the Ministry's Departments

Prepared by:  
Strategic Planning and Research  
Department



# Contents

**Introduction**

**Kuwait Business Centre (KBC)**

**Commercial Control and Consumer Protection Department**

**Advertising and Promotional Licensing Department**

**Joint Stock Companies Department**

**Precious Metals Department**

**Real Estate Services and Valuation Department**

**Anti-Money Laundering and Counter-Terrorism Financing Department**

**Trademarks and Patent Department**

**International Relations Department**

**Supply Department**

**Key Administrative and Ministerial Decisions Issued in January 2026**

**Conclusion**

# Introduction

We are pleased to present this monthly economic bulletin, a regular publication that highlights the key statistics and achievements of the departments within the Ministry of Commerce and Industry, as well as the most prominent economic developments each month. It is issued specifically for those interested in the economic affairs of the State of Kuwait and is made available on the Ministry's website.

Al-Jawhara Al-Sabah  
Director of Strategic Planning and Research  
Department

# Kuwait Business Centre

## Establishment and Licensing Department:

### Firstly: Incorporation Applications:

#### Establishment of Partnerships

Total Approved Applications Following Review			
Companies Established	2025Dec	2026Jan	Percentage Change
	1949	1633	-16%
Licences			
Total Applications for Partnership Licences			
Companies Established	2025Dec	2026Jan	Percentage Change
	4118	3471	-16%

Referring to the data presented in the above table, and upon analysing the available data for January 2026, it is noted that the total number of approved applications following review amounted to (1,633) incorporation applications for companies established, representing a decrease of 16% compared to the previous month. Furthermore, the total number of issued partnership company licence applications reached (3,471), reflecting a decrease of 16% compared to December 2025.

#### Licensing of Freelance Businesses

Total Approved Applications Following Review			
Companies Established	2025Dec	2026Jan	Percentage Change
	922	765	-17%
Freelance Business Licences			
Issued Licences	2025Dec	2026Jan	Percentage Change
	896	662	-26%

It is evident from the above table that the total number of approved applications following review amounted to (765) incorporation applications for companies established, representing a decrease of 17% compared to the previous month. In addition, the number of issued freelance business licences reached (662), reflecting a decrease of 26% compared to December 2025.

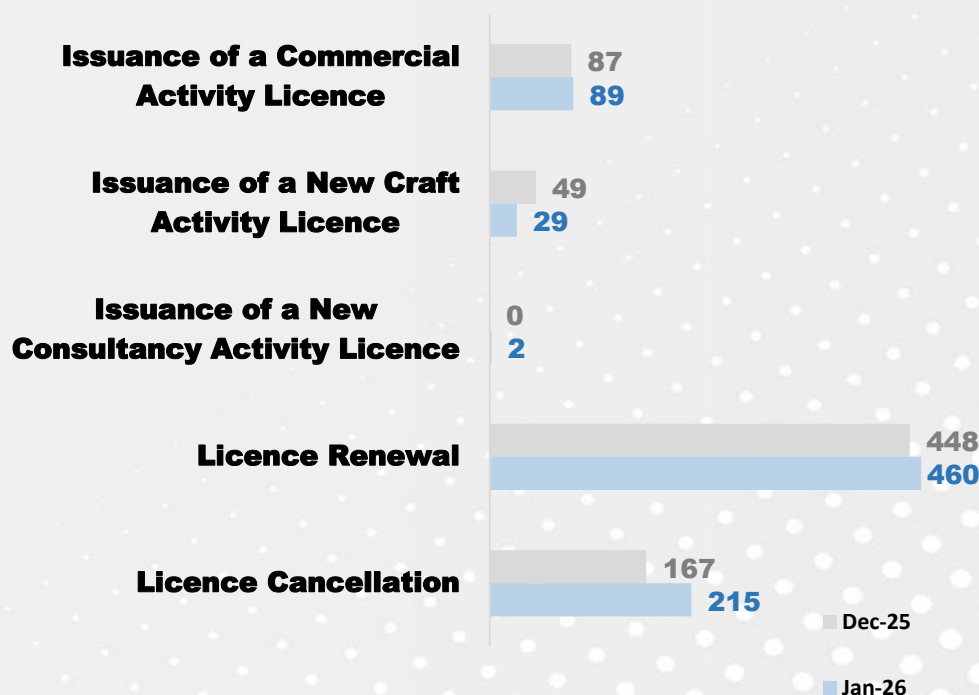
## Secondly: Commercial Licences:

### A- Individual (Natural Person) Licences

N.	Type of Transaction	Natural Person		
		2025Dec	2026Jan	Percentage Change
1	Issuance of a Commercial Activity Licence	87	89	2%
2	Issuance of a New Craft Activity Licence	49	29	-41%
3	Issuance of a New Consultancy Activity Licence	0	2	0%
4	Licence Renewal	448	460	3%
5	Licence Cancellation	167	215	29%
<b>Total</b>		<b>751</b>	<b>795</b>	<b>6%</b>

Based on the data on commercial licences (natural persons) for January 2026, the following is observed: A total of (89) commercial activity licences were issued, representing an increase of 2% compared to the previous month. In addition, (29) new craft activity licences were issued, reflecting a decrease of 41%. Moreover, (2) new consultancy activity licences were issued. Furthermore, (460) renewal licences for natural persons were issued, representing an increase of 3% compared to the previous month. Finally, (215) licences were cancelled, reflecting an increase of 29% in January 2026.

#### **transactions of natural persons during january 2026 compared with december 2025**

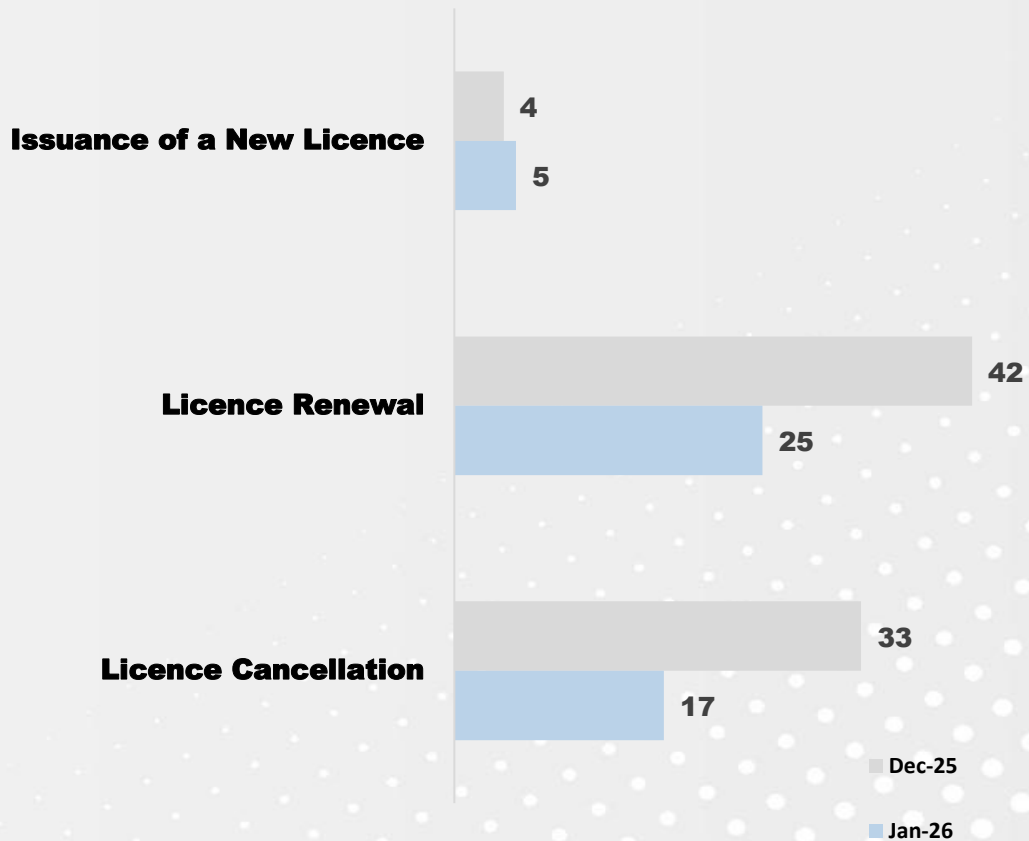


## A- Legal Entity Licences

NO.	Type of transactions	Legal Entity		
		2025Dec	2026Jan	Percentage Change
1	Issuance of a New Licence	4	5	25%
2	Licence Renewal	42	25	-40%
3	Licence Cancellation	33	17	-48%
<b>Total</b>		<b>79</b>	<b>47</b>	<b>-41%</b>

Based on the data on commercial licences (legal entities) for January 2025, the following is observed: The number of new licence issuance transactions amounted to (5), representing an increase of 25% compared to the previous month. Renewal transactions totalled (25) licences for legal entities, reflecting a decrease of 40%. In addition, (17) licences for legal entities were cancelled, representing a decrease of 48% in January 2025.

### transactions of legal persons during january 2025 compard with december 2025



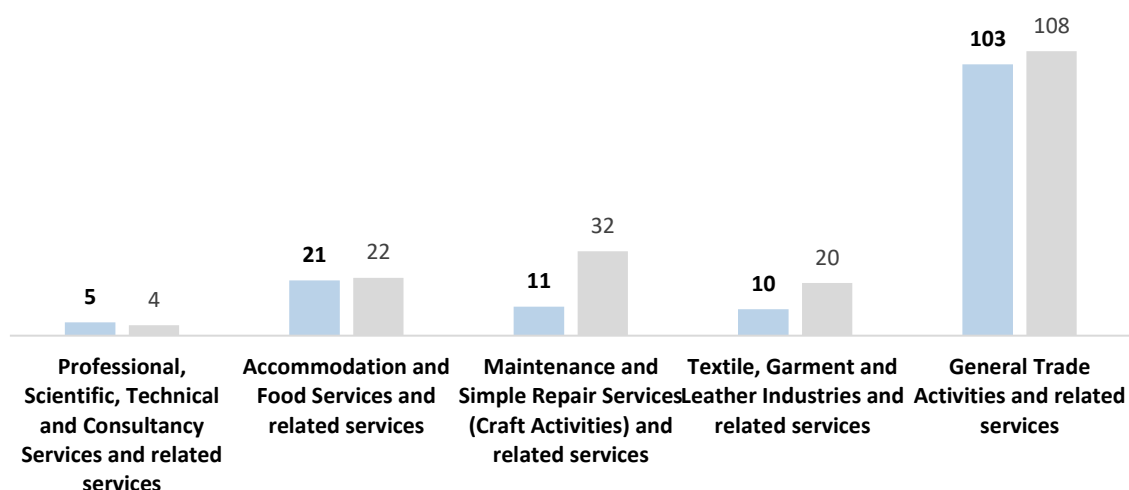
## C- Licences by Economic Activities

NO.	Number of Establishments by Sector	Natural Person			Legal Entity		
		Dec 2025	Jan 2026	Percentage Change	Dec 2025	Jan 2026	Percentage Change
1	General Trade Activities and related services	108	103	-5%	3	4	33%
2	Textile, Garment and Leather Industries and related services	20	10	-50%	0	0	0%
3	Maintenance and Simple Repair Services (Craft Activities) and related services	32	11	-66%	0	0	0%
4	Accommodation and Food Services and related services	22	21	-5%	0	0	0%
5	Professional, Scientific, Technical and Consultancy Services and related services	4	5	25%	0	0	0%
<b>Total</b>		<b>186</b>	<b>150</b>	<b>-19%</b>	<b>3</b>	<b>4</b>	<b>33%</b>

Based on the data on commercial licences (by economic activities) for January 2026, the following is observed:

A total of (150) commercial licences were issued across various sectors. The top five economic activities were identified out of 23 activities in terms of the number of licences issued. The highest was General Trade Activities and related services, with (103) licences for natural persons. This was followed by Accommodation and Food Services and related activities with (21) licences. Next were Maintenance and Simple Repair Services and related activities with (11) licences for natural persons. This was followed by Textile, Garment and Leather Industries and related services with (10) licences. Finally, Professional, Technical and Consultancy Services and related activities accounted for (5) licences in January 2026.

**the number of institutions by sector for natural persons in january 2026 compared with december 2025**

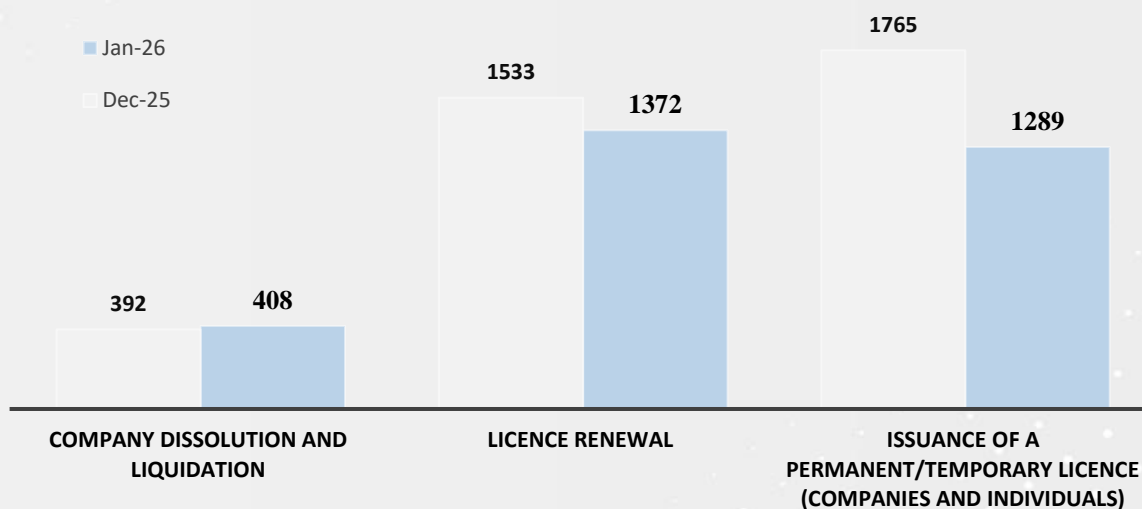


### Thirdly: Partnership Company Licences:

NO.	Type of transactions	Main Companies		
		2025Dec	2026Jan	Percentage Change
1	Issuance of a Permanent/Temporary Licence (Companies and Individuals)	1765	1289	-27%
2	Licence Renewal	1533	1372	-11%
3	Company Dissolution and Liquidation	392	408	4%
<b>Total</b>		<b>3690</b>	<b>3069</b>	<b>-17%</b>

Based on the data on partnership companies (main companies) for January 2026, the following is observed: A total of (1,289) permanent/temporary licences for main partnership companies were issued, representing a decrease of 27% compared to the previous month. Renewal transactions amounted to (1,372), reflecting a decrease of 11% compared to the previous month. In addition, dissolution and liquidation transactions totalled (408), representing an increase of 4% compared to the previous month.

**Statment of main companies transactions for january 2026 compared with december 2025**



## A- Company Licences by Branches

NO.	Type of transactions	Company Branches		
		2025Dec	2026Jan	Percentage Change
1	Issuance of a Partnership Company Branch	455	339	-25%
2	Licence Renewal	776	866	12%
3	Cancellation Request for a Licence / Branch	162	177	9%
Total		1393	1382	-1%

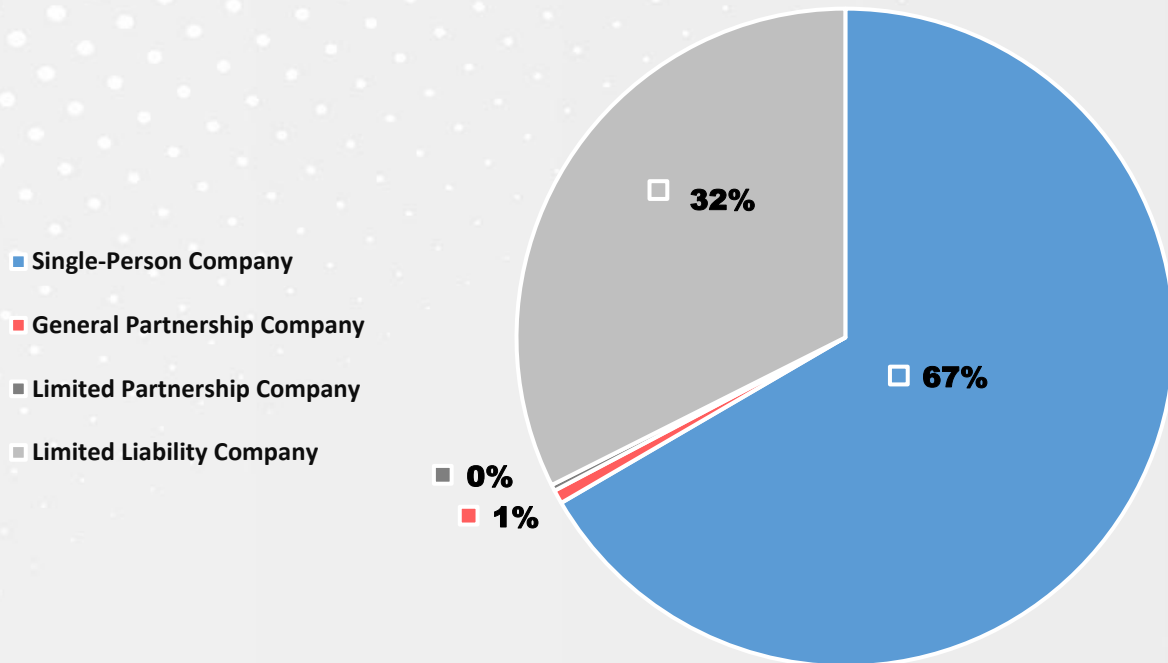
Based on the data on partnership companies (company branches) for January 2026, the following is observed: A total of (339) transactions for company branches were issued, representing a decrease of 25% compared to the previous month. Renewal licence transactions totalled (866), reflecting an increase of 12%. In addition, (177) cancellation requests for licences/branches were recorded, representing an increase of 9% compared to the previous month.

## A- By Legal Entity Type

NO.	Type of Company	2025Dec	2026Jan	Percentage Change
1	Single-Person Company	1449	1085	-25%
2	General Partnership Company	24	11	-54%
3	Limited Partnership Company	14	5	-64%
4	Limited Liability Company	730	528	-28%

Based on the data on partnership companies by legal entity type for January 2026, the following is observed: A total of (1,085) Single-Person Companies were licensed, representing a decrease of 25% compared to the previous month. In addition, (11) General Partnership Companies were licensed, reflecting a decrease of 54%. Moreover, (5) Limited Partnership Companies were licensed, representing a decrease of 64%. Furthermore, (528) Limited Liability Companies were licensed, reflecting a decrease of 28% compared to December 2025.

## proportional distribution of company licences for january 2026



# Commercial Control and Consumer Protection Department

## Inspection Report Statistics:

NO.	Inspectors' Activities	2025Dec	2026Jan	Percentage Change
1	Number of Inspection Reports	665	1005	51%
2	Number of Licensing Violations	59	54	-8%
3	Number of Shop Openings	27	36	33%
4	Number of Shop Closures	37	33	-11%
5	Number of Hotline 135 Calls	0	0	0%
6	Number of Complaints	199	208	5%
7	Number of Complaints via the Portal – WhatsApp – Sahel App	4372	4152	-5%
<b>Total</b>		<b>5359</b>	<b>5488</b>	<b>2%</b>

Based on the data of the Commercial Control and Consumer Protection Department for January 2026, the following is observed:

The inspection activities recorded (1,005) inspection reports, representing an increase of 51% compared to the previous month. In addition, (54) commercial violations were recorded, reflecting a decrease of 8%. Furthermore, (36) shops were opened, representing an increase of 33% compared to December 2025, while (33) shops were closed, reflecting a decrease of 11% in January 2026. It is also noted that the number of complaints increased, reaching (208) complaints, representing an increase of 5% compared to the previous month. In contrast, complaints submitted via the portal, WhatsApp, and the “Sahel” application decreased to (4,152), reflecting a decrease of 5% compared to December 2025.

### **statement of the inspectors activities for the commercial control and consumer protection department for january 2026 compared with december 2025**



# Advertising and Promotional Licences Department

## Statistics of Free Offers and Discounts:

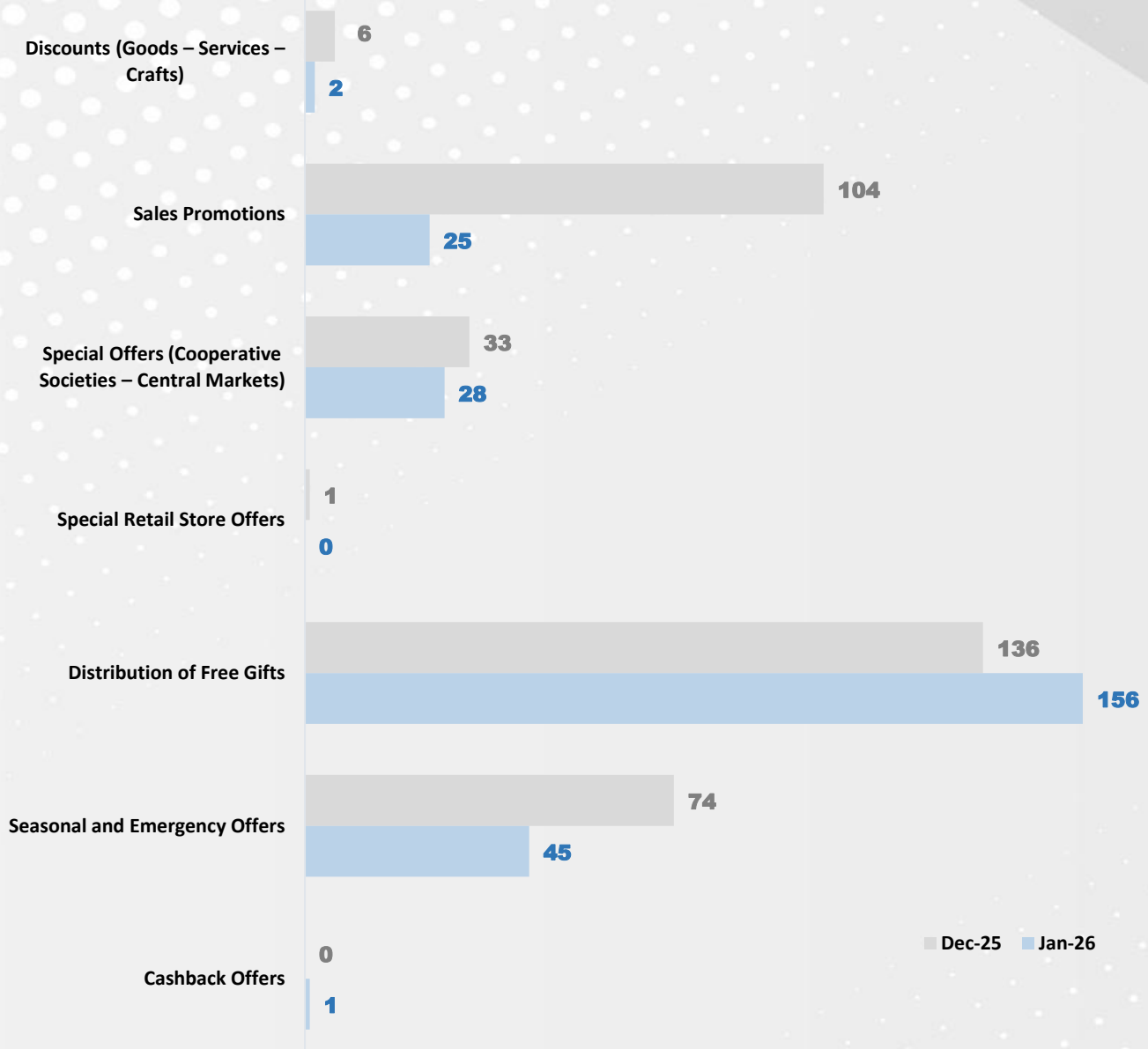
N.	transactions	2025Dec	2026Jan	Percentage Change
1	Discounts (Goods – Services – Crafts)	6	2	-67%
3	Sales Promotions	104	25	-76%
4	Special Offers (Cooperative Societies – Central Markets)	33	28	-15%
5	Special Retail Store Offers	1	–	–
6	Distribution of Free Gifts	136	156	15%
7	Seasonal and Emergency Offers	74	45	-39%
8	Cashback Offers	–	1	–
	<b>Total</b>	<b>354</b>	<b>257</b>	<b>-27%</b>
	Number of Recall Notices Issued	7	11	57%
	Number of Vehicles Recalled Due to Manufacturing Defects	866	27,283	3050%
	Number of Goods Recalled Due to Manufacturing Defects	–	–	–

Based on the data of the Advertising and Promotional Licences Department for January 2026, the following is observed:

A total of (2) transactions for discounts (goods, services, and crafts) were issued, representing a decrease of 67% compared to the previous month. In addition, (25) sales promotion transactions were issued, reflecting a decrease of 76%. Moreover, (28) special offer transactions (cooperative societies and central markets) were issued, representing a decrease of 15%. Furthermore, (156) free gift distribution transactions were recorded, reflecting an increase of 15% compared to the previous month.

Seasonal and emergency offers totalled (45) transactions, representing a decrease of 39%. In addition, (1) cashback offer was recorded. The number of recall notices reached (11), representing an increase of 57%. Finally, the number of vehicles recalled due to manufacturing defects amounted to (27,283), reflecting an increase of 3050% compared to the previous month.

statement of the transactions of the advertising and promotional licensing department for january 2026 compared with december 2025



## Public Shareholding Companies Department

N.	Type transactions	Public Shareholding Companies		
		2025Dec	2026Jan	Percentage Change
1	Fees for Establishing a Public Shareholding Company	-	-	-
2	Fees for Establishing a Closed Shareholding Company	2	-	-
3	Request for Renewal of Main Public Shareholding Licence	5	6	20%
4	Request for Renewal of Main Closed Shareholding Licence	39	36	-8%
5	Request for Issuance of Main Public Shareholding Licence	-	-	-
6	Request for Issuance of Main Closed Shareholding Licence	2	3	50%
7	Request for Cancellation of Public Licence	-	-	-
8	Request for Cancellation of Closed Licence	-	-	-
9	Request for Change of Address	29	19	-34%
10	Request for Issuance of Public Branch Licence	1	3	200%
11	Request for Issuance of Closed Branch Licence	14	4	-71%
12	Request for Renewal of Public Shareholding Branch Licence	17	12	-29%
13	Request for Renewal of Closed Shareholding Branch Licence	20	20	0%
14	Request for Cancellation of Public Branch Licence	3	4	33%
15	Request for Cancellation of Closed Branch Licence	1	4	300%
16	Request for Addition of Activity	10	12	20%
17	Request for Change of Activity	1	1	0%
18	Request for Deletion of Activity	9	5	-44%
19	Renewal of Auditing Profession Practising Licence	3	5	67%
20	Request for Replacement of Lost Auditor Practising Licence	-	-	-
21	Request for Auditor Signature Authentication	211	223	6%
22	Registration in the Register of Auditors	1	-	-

Based on the data of the Public Shareholding Companies Department for January 2026, the following is observed:

The number of requests for renewal of main public shareholding licences totalled (6), representing an increase of 20% in the current month. Renewal of main closed shareholding licences reached (36) transactions, reflecting a decrease of 8%. In addition, (3) requests for issuance of main closed shareholding licences were recorded, representing an increase of 50% compared to the previous month. Change of address transactions totalled (19), reflecting a decrease of 34%. Furthermore, (3) requests for issuance of public branch licences were recorded, representing an increase of 200%, while (4) requests for issuance of closed branch licences were recorded, reflecting a decrease of 71% compared to the previous month.

Renewal of public shareholding branch licences reached (12) transactions, representing a decrease of 29%, while renewal of shareholding branch licences totalled (20) transactions in the current month. In addition, (4) requests for cancellation of public branch licences were recorded, representing an increase of 33%, and (4) requests for cancellation of closed branch licences, reflecting an increase of 300% compared to the previous month.

Addition of activity requests totalled (12), representing an increase of 20%, while (1) request for change of activity was recorded. Deletion of activity requests reached (5), reflecting a decrease of 44%. Furthermore, renewal of auditing profession practising licences totalled (5), representing an increase of 67%, and (223) requests for auditor signature authentication were recorded, reflecting an increase of 6% compared to December 2025.

### statement of amendments to activities in shareholding companies for january 2026 compared with december 2025



## Precious Metals Department

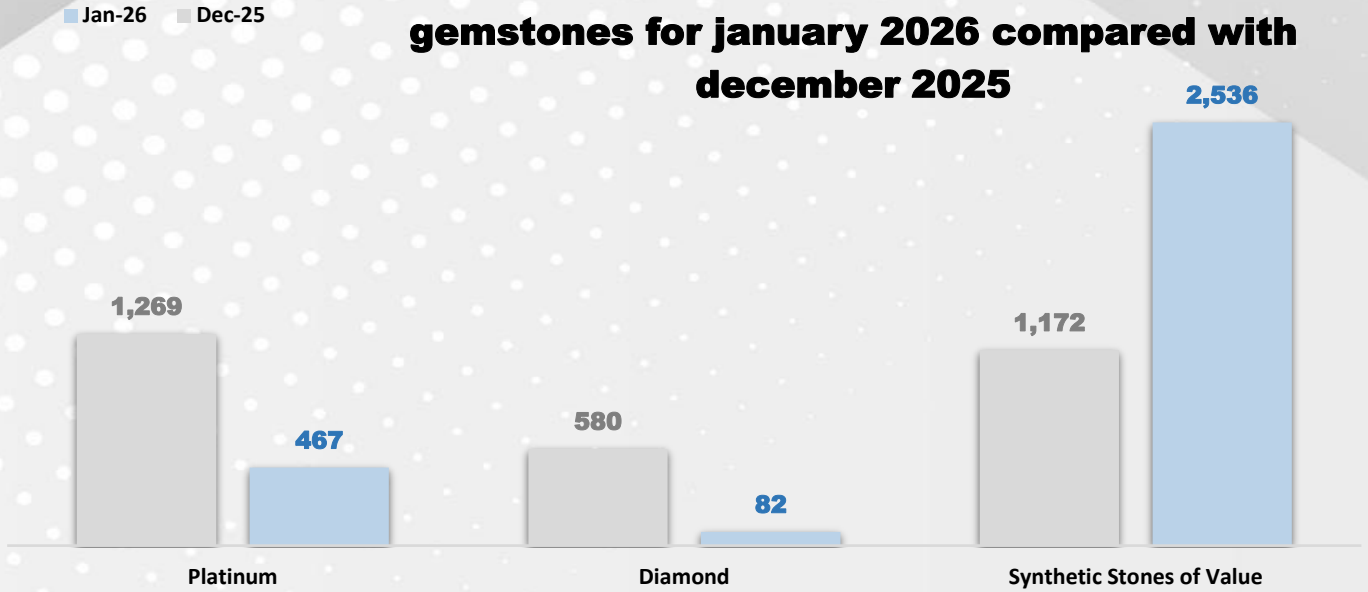
N.	Inspection	Weight (grams)			Fees (KWD)		
		2025Dec	Jan 2026	Percentage Change	2025Dec	Jan 2026	Percentage Change
1	Titanium with Diamond	–	–	0%	–	–	0%
2	Synthetic Stones of Value	1,172	2,536	116%	58.600	126.800	116%
3	Other Precious Stones	6,722	11,516	71%	336.100	575.800	71%
4	Diamond-Studded Accessories	2,359	108	-95%	135.950	5.400	-96%
5	Accessories Studded with Stones	86,098	136,502	59%	1,721.960	2,730.040	59%
6	Diamond	580	82	-86%	702.000	82.000	-88%
7	Platinum	1,269	467	-63%	66.800	23.350	-65%
8	Platinum Studded with Stones of Value	65	0	-100%	9.100	0.000	-100%
9	Platinum Studded with Diamonds	608	292	-52%	67.600	29.200	-57%
10	Titanium Studded with Diamonds	36	45	25%	1.800	2.250	25%
11	Gold	1,462,536	1,940,758	33%	73,691.950	97,251.600	32%
12	Gold Studded with Stones of Value	288,474	280,017	-3%	20,848.100	20,274.800	-3%
13	Gold Studded with Diamonds	200,405	99,375	-50%	23,239.300	10,325.900	-56%
14	Stainless Steel – Ceramic Watches	0	1,270	0%	0.000	25.400	0%
15	Silver Watches with Diamonds	164	76	-54%	9.020	4.180	-54%
16	Silver-Plated Watches	145	19	-87%	1.450	0.190	-87%
17	Silver-Plated Watches with Stones	0	250	0%	0.000	6.250	0%
18	Watches 0.05	135,185	88,650	-34%	6,759.250	4,432.500	-34%
19	Watches 0.1	48,156	42,930	-11%	4,815.600	4,293.000	-11%
20	Silver	3,168,386	26,549,564	738%	31,688.690	265,530.490	738%
21	Silver Studded with Diamonds	4,078	1,829	-55%	231.880	100.595	-57%
22	Silver Studded with Precious Stones	135,873	252,686	86%	3,396.825	6,317.150	86%
<b>Total</b>		<b>5,542,311</b>	<b>29,408,972</b>	<b>431%</b>	<b>167,781.975</b>	<b>412,136.895</b>	<b>146%</b>

Based on the data of the Precious Metals Department for January 2026, the following is observed:

The total collected fees for inspection amounted to approximately (412,136.895) Kuwaiti Dinars, representing an increase of 146% compared to December 2025. The department inspected (2,536) grams of synthetic stones of value and (11,516) grams of other precious stones. In addition, (108) grams of diamond-studded accessories and (136,502) grams of stone-studded accessories were inspected during the current month.

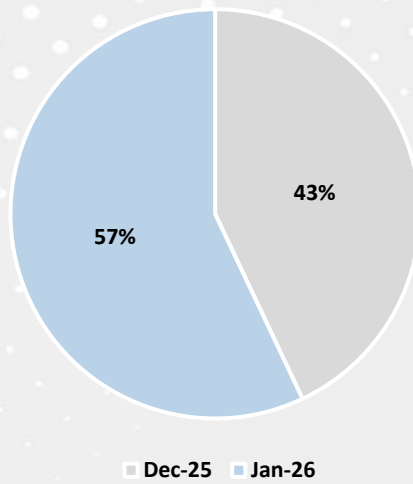
The weight of diamonds inspected amounted to (82) grams, while platinum inspections totalled (467) grams. Platinum studded with diamonds reached (292) grams, and titanium studded with diamonds amounted to (45) grams. As for gold, the inspected quantity reached (1,940,758) grams, including (280,017) grams of gold studded with stones of value and (99,375) grams of gold studded with diamonds. Stainless steel and ceramic watches accounted for (1,270) units. Furthermore, (76) grams of silver watches with diamonds and (19) grams of silver-studded watches were inspected. Watches classified as 0.05 amounted to (88,650) grams, while watches classified as 0.1 amounted to (42,930) grams. Silver inspections totalled (26,549,564) grams, including (1,829) grams of silver studded with diamonds and (252,686) grams of silver studded with precious stones in January 2026.

**statement of the weight of certain precious metals  
gemstones for january 2026 compared with  
december 2025**

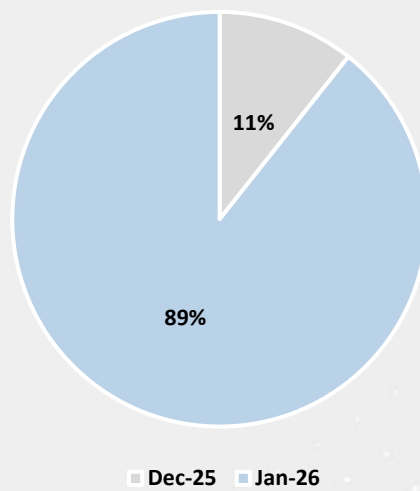


N.	Inspection	Quantity			Fees (KWD)		
		Dec 2025	Jan 2026	Percentage Change	2025Dec	Jan 2026	Percentage Change
1	Plated Accessories	1,191	4,590	285%	119.100	459.000	285%
2	Prayer Beads (Misbah)	5,958	1,940	-67%	2,979.000	970.000	-67%
<b>Total</b>		<b>7,149</b>	<b>6,530</b>	<b>-9%</b>	<b>3,098.100</b>	<b>1,429.000</b>	<b>-54%</b>

**relative distribution of the weight of gold  
for january 2026 compared with  
december 2025**



**relative distribution of the weight of silver for  
january 2026 compared with december 2025**



## Real Estate Services and Valuation Department

N.	Transactions	2025Dec	2026Jan	Percentage Change
1	Replacement of Real Estate Brokerage Register	–	–	0%
2	Issuance of Real Estate Brokerage Register	10	11	10%
3	Addition of a Deputy – Real Estate Brokerage Register	–	–	0%
4	Replacement of Lost Document	–	–	0%
5	Renewal of Deputy	1	0	-100%
6	Request for Renewal of Real Estate Broker ID	10	6	-40%
7	Request for Renewal of Deputy Real Estate Broker ID	–	–	0%
8	Request for Issuance of Deputy Real Estate Broker ID	1	0	-100%
9	Request for Cancellation of Brokerage Register	15	12	-20%
10	Request for Removal of Deputy from Brokerage Register	–	–	0%
11	Request for Renewal of Brokerage Register	34	21	-38%
12	Certificate to Whom It May Concern	–	–	0%
13	Request for Replacement of Lost Real Estate Broker ID	0	1	0%
14	Request for Issuance of Real Estate Broker ID	29	17	-41%
<b>Total</b>		<b>100</b>	<b>68</b>	<b>-32%</b>

Based on the data of the Real Estate Services and Valuation Department for January 2026, the following is observed:

The Department issued a total of (68) transactions in January 2026 compared to (100) transactions in December 2025, representing a decrease of 32%. These transactions fall under six categories.

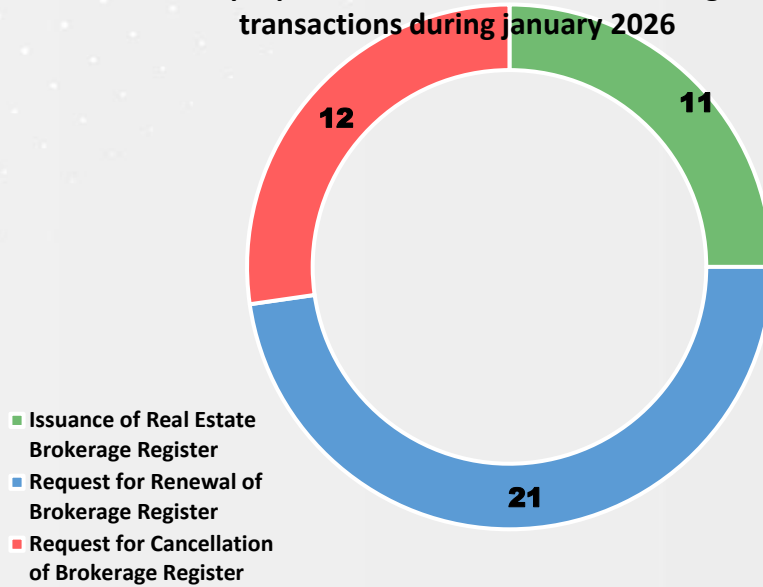
The number of real estate brokerage register issuance transactions amounted to (11), representing an increase of 10% compared to the previous month. Renewal of real estate broker ID requests totalled (6) transactions in January 2026, reflecting a decrease of 40%. In addition, cancellation of brokerage registers requests reached (12) transactions, representing a decrease of 20%.

Renewal of brokerage register transactions amounted to (21), reflecting a decrease of 38%. Furthermore, replacement of lost real estate broker ID recorded (1) transaction during the current month. Issuance of real estate broker ID requests totalled (17) transactions, representing a decrease of 41% in January 2026.

### Related to the Profession of Real Estate Valuers

transactions		Individuals			Companies		
		2025Dec	Jan 2026	Percentage Change	2025Dec	Jan 2026	Percentage Change
1	Request for Issuance of a Real Estate Valuer Practising Licence – Renewal	0	0	0%	0	0	0%
2	Request for Issuance of a Real Estate Valuer Practising Licence – New	0	0	0%	3	3	0%
<b>Total</b>		<b>0</b>	<b>0</b>	<b>0%</b>	<b>3</b>	<b>3</b>	<b>0%</b>
Cumulative Total Number of Licensed Gulf Brokers up to the End of the Period					13		
Cumulative Total Number of Licensed Kuwaiti Brokers up to the End of the Period					1804		
Cumulative Total Number of Licensed Real Estate Valuers in Kuwait up to the End of the Period					122		

the proportional distribution of brokerage transactions during January 2026



## Anti-Money Laundering and Counter-Terrorism Financing Department

Supervision and Monitoring Section			
Activity	Number of Inspections		
	Comprehensive	Thematic	Meeting
Gold and Silver Jewellery, Precious Metals and Gemstones	10	10	7
Real Estate Brokerage Activities			
<b>Total</b>	<b>10</b>	<b>10</b>	<b>7</b>

Based on the data of the Anti-Money Laundering and Counter-Terrorism Financing Department for January 2026, the following is observed:

Within the activities of the Supervision and Monitoring Section, a number of inspection visits were conducted across various activities. With regard to the Gold and Silver Jewellery, Precious Metals and Gemstones sector, a total of (10) comprehensive inspections and (10) thematic inspections were carried out. In addition, (7) meetings were held during January 2026.

Sanctions and Penalties Enforcement Section			
	Type of Measures and Penalties		
	Order on a complaint	Financial Fine	Warning
Gold and Silver Jewellery, Precious Metals and Gemstones	2	(KWD 8,000 × 5)	8
Real Estate Brokerage Activities	2	0	0

The Sanctions and Penalties Enforcement Section undertook a number of measures. In the Gold and Silver Jewellery, Precious Metals and Gemstones sector, (2) orders were issued, (5) financial fines were imposed with a total value of (8,000) KWD, and (8) warnings were issued.

Requests for Appointment of a Compliance Officer	
Gold and Silver Jewellery, Precious Metals and Gemstones	16
Real Estate Brokerage Activities	4
<b>Total</b>	<b>20</b>

The number of requests for the appointment of a Compliance Officer reached (20), of which (16) requests were for the Gold and Silver Jewellery, Precious Metals and Gemstones sector, and (4) requests were for the Real Estate Brokerage sector.

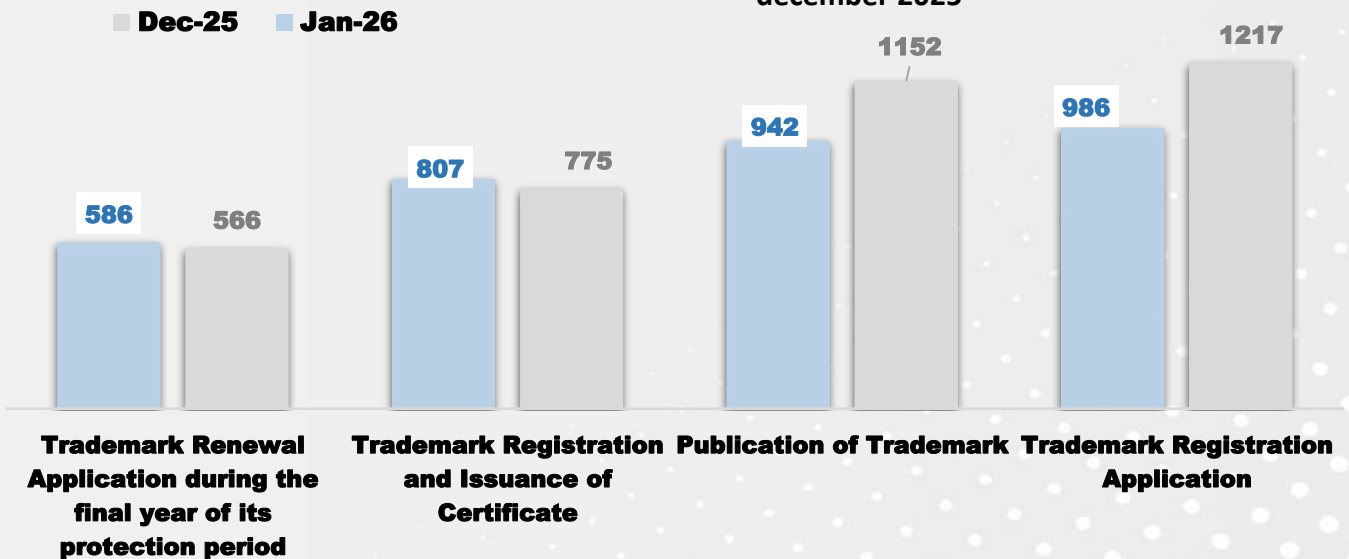
# Trademarks and Patent Department

Trademarks Section				
N.	Transactions	2025Dec	2026Jan	Percentage Change
1	Trademark Registration Application	1217	986	-19%
2	Publication of Trademark	1152	942	-18%
3	Trademark Registration and Issuance of Certificate	775	807	4%
4	Trademark Renewal Application during the final year of its protection period	566	586	4%
<b>Total</b>		<b>3,710</b>	<b>3,321</b>	<b>-10%</b>

Based on the data of the Trademarks Section for January 2026, the following is observed:

The number of trademark registration applications reached (986) transactions in January 2026, compared to (1,217) transactions in December 2025, representing a decrease of 19%. A total of (942) trademarks were published, reflecting a decrease of 18% compared to the previous month. In addition, trademark registration and certificate issuance transactions totalled (807), representing an increase of 4% in January 2026. Furthermore, (586) trademark renewal applications were submitted during the final year of their protection period, reflecting an increase of 4% compared to December 2025.

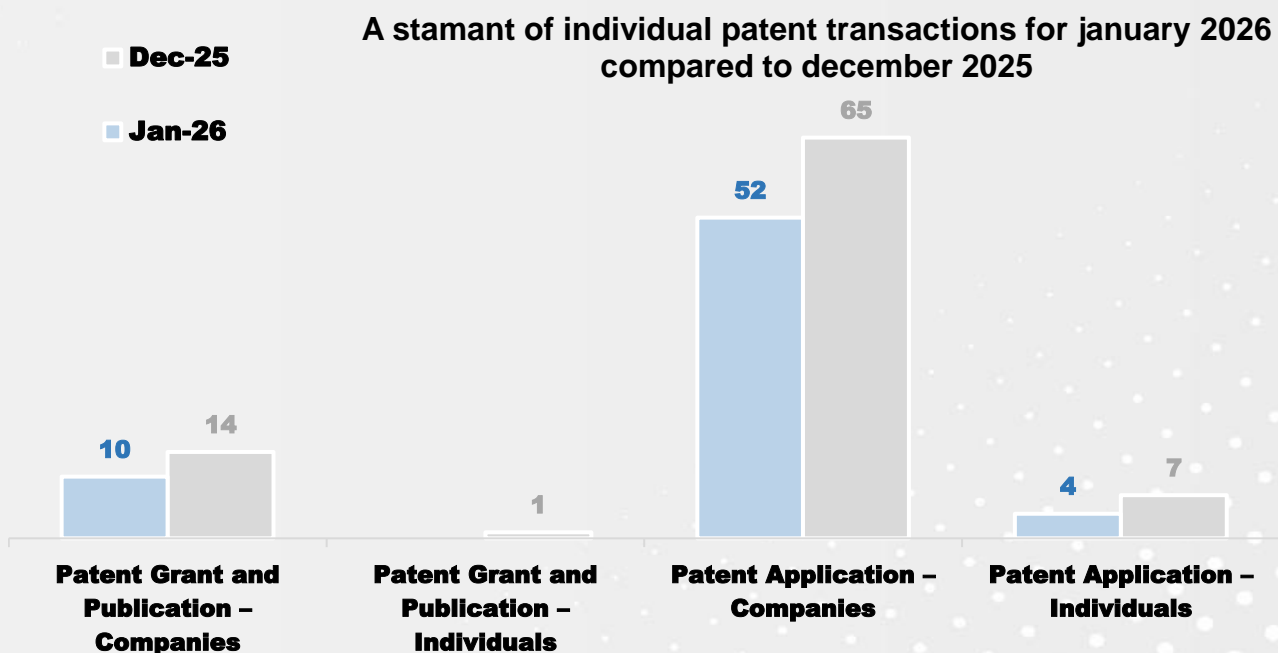
A statement of trademark transactions for January 2026 compared with December 2025



Patents Department				
N.	Transactions	2025Dec	2026Jan	Percentage Change
1	Patent Application – Individuals	7	4	-43%
2	Patent Application – Companies	65	52	-20%
3	Patent Grant and Publication – Individuals	1		-100%
4	Patent Grant and Publication – Companies	14	10	-29%
<b>Total transactions</b>		<b>87</b>	<b>66</b>	<b>-24%</b>

Based on the data of the Patents Section for January 2026, the following is observed:

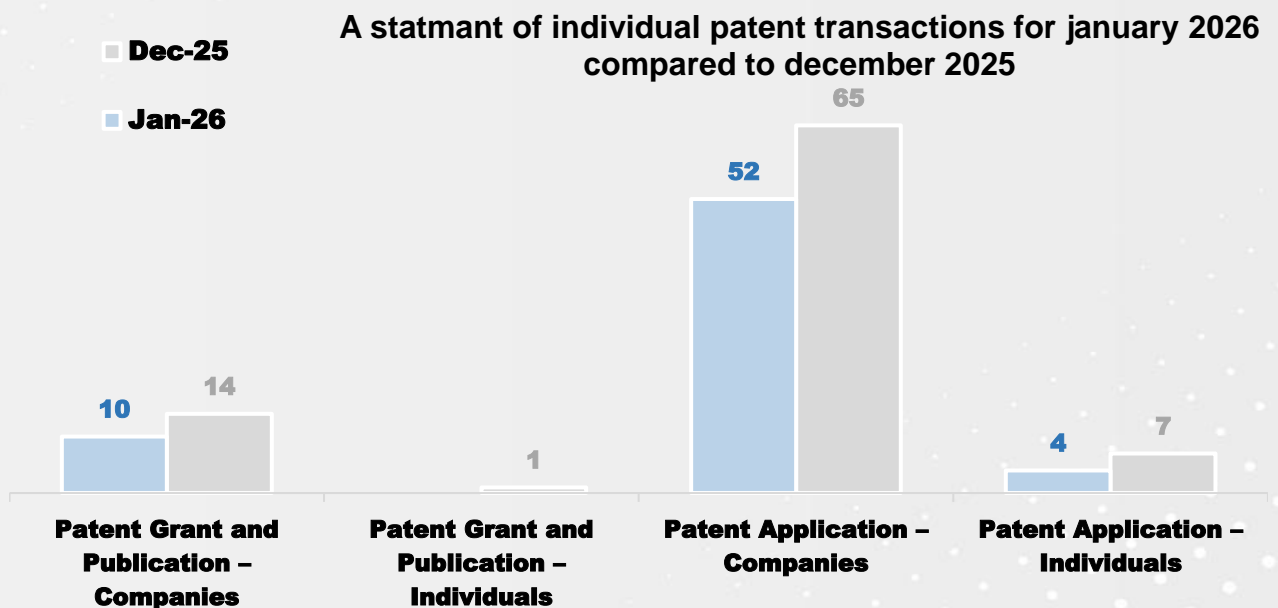
The number of patent applications (individuals) reached (4) transactions, representing a decrease of 43%. In addition, patent applications (companies) totalled (52) transactions, reflecting a decrease of 20% compared to December 2025. Furthermore, (10) transactions were recorded for the granting and publication of patents (companies), representing a decrease of 29% compared to December 2025.



Industrial Designs Section				
N.	Transactions	2025Dec	2026Jan	Percentage Change
1	• Application for the filing of an industrial design	34	51	50%
2	• Grant and publication of an industrial design	25	107	328%
3	• Application for the renewal of an industrial design	11	2	-82%
<b>Total transactions</b>		<b>70</b>	<b>160</b>	<b>129%</b>

Based on the data of the Industrial Designs Section for January 2026, the following is observed:

The number of industrial design filing applications reached (51) transactions, representing an increase of 50% compared to the previous month. In addition, industrial design grant and publication transactions totalled (107), reflecting an increase of 328% compared to December 2025. Furthermore, (2) industrial design renewal applications were recorded, representing a decrease of 82% compared to the previous month.



# International Relations Department

Value in Kuwaiti Dinars

Kuwaiti Non-Oil Certificates of Origin							
N.	Countries' Names	Certificates			Value of Certificates of Origin		
		2025Dec	2026Jan	Percentage Change	2025 Dec	2026Jan	Percentage Change
1	Gulf Cooperation Council (GCC) Countries	1738	1712	-1%	56,163,085.465	145,490,981.942	159%
2	Arab and Islamic Countries	377	203	-46%	36,762,455.772	10,429,988.161	-72%
3	European Countries	6	14	133%	21,830,680.905	36,203,947.716	66%
4	African Countries	0	2	-	0.000	50,032.064	-
5	Countries of the American Continents	4	6	50%	284,469.000	179,167.610	-37%
6	Asian Countries and Australia	4	4	0%	1,588.300	5,056.304	218%
<b>Total</b>		<b>2129</b>	<b>1941</b>	<b>-9%</b>	<b>115,042,279.442</b>	<b>192,359,173.797</b>	<b>67%</b>

Based on the data of the International Relations Department (Kuwaiti certificates) for January 2026, the following is observed:

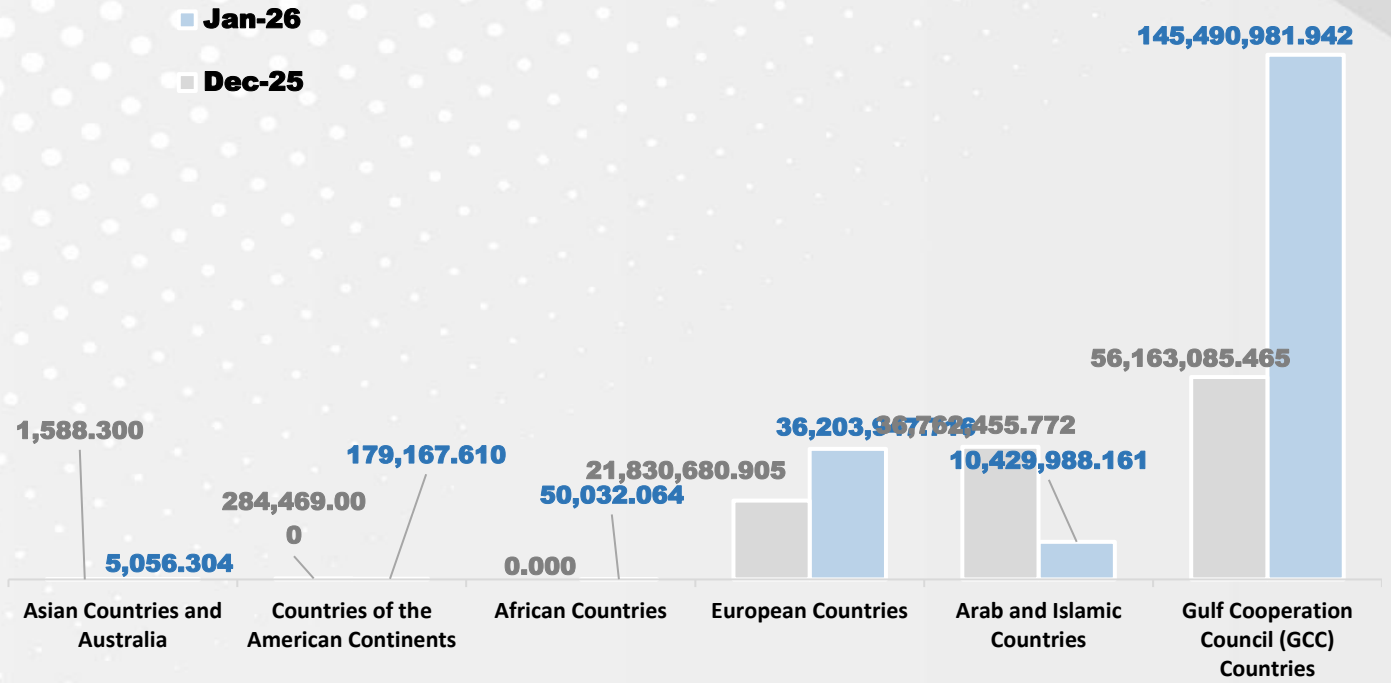
The total value of Kuwaiti certificates of origin (oil and non-oil) amounted to approximately 192 million KWD, distributed across the Gulf Cooperation Council countries, Arab Islamic countries, European countries, African countries, and the American continents (North and South), as well as Asian countries and Australia.

The value of certificates issued to GCC countries amounted to approximately 145 million KWD, representing an increase of 159% compared to the previous month. Certificates issued to Arab Islamic countries recorded a decrease of 72% compared to the previous month, with a total value of approximately 10 million KWD. European countries recorded certificates valued at approximately 36 million KWD, representing an increase of 66%.

African countries recorded a value of 50 thousand KWD, while the American continents recorded approximately 179 thousand KWD, reflecting a decrease of 37%. Asian countries and Australia recorded a value of approximately 5 thousand KWD, representing an increase of 218%.

It is also noted that the total value of certificates for January 2026 increased by 67% compared to the previous month.

## A statement of the value of kuwaiti non-oil certificates of origin for january 2026



**Number of licences issued for temporary commercial exhibitions within Kuwait during January 2026 compared to December 2025.**

<b>Exhibitions Section</b>				
<b>N.</b>	<b>Transaction</b>	<b>2025Dec</b>	<b>2026Jan</b>	<b>Percentage Change</b>
<b>1</b>	<b>Issuance of Temporary Commercial Exhibition Licence</b>	<b>69</b>	<b>80</b>	<b>16%</b>
<b>2</b>	<b>Issuance of Temporary Gold and Jewellery Exhibition Licence</b>	<b>6</b>	<b>12</b>	<b>100%</b>
	<b>Total</b>	<b>75</b>	<b>92</b>	<b>23%</b>

Based on the data of the International Relations Department (Exhibitions Section) for January 2026, the following is observed:

A total of (80) temporary commercial exhibition licences were issued within Kuwait in January 2026, compared to (69) licences in December 2025, representing an increase of 16%. In addition, (12) temporary gold and jewellery exhibition licences were issued in January 2026, compared to (6) licences in December 2025, representing an increase of 100%.

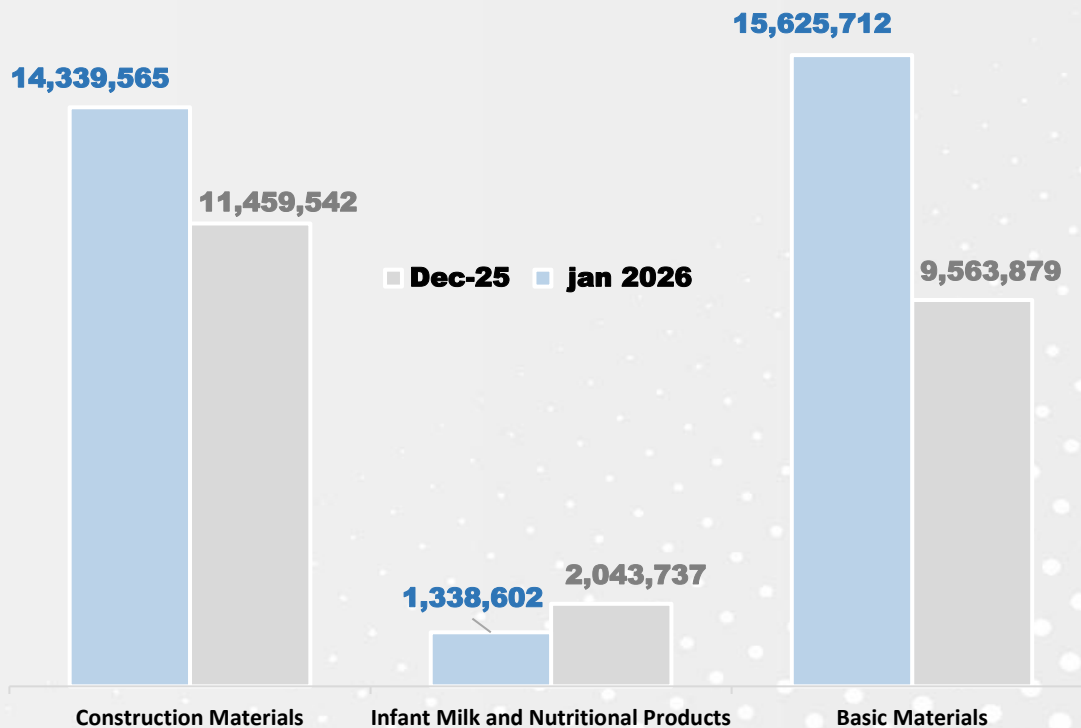
## Supply Department

N.	Subsidised Materials	Support Provided		Rounded to the nearest Kuwaiti Dinar (KWD)
		2025Dec	2026Jan	Percentage Change
1	Basic Materials	9,563,879	15,625,712	63%
2	Infant Milk and Nutritional Products	2,043,737	1,338,602	-35%
3	Construction Materials	11,459,542	14,339,565	25%
<b>Total</b>		<b>23,067,159</b>	<b>31,303,879</b>	<b>36%</b>

Based on the data of the Supply Department for January 2026, the following is observed:

The Ministry provided subsidies for various materials amounting to approximately 31 million KWD. Basic materials distributed through the ration card accounted for approximately 16 million KWD, representing 50% of the total disbursed support and an increase of 63% compared to the previous month. Subsidies for infant milk and nutritional products amounted to approximately 1 million KWD, representing 4% of the total disbursed support and a decrease of 35% compared to the previous month. Construction materials amounted to approximately 14 million KWD, representing 46% of the total disbursed support and an increase of 25% compared to December 2025.

### monthly statement of subsidy amounts disbursed for january 2026 compared with december 2025



N.	Ration Cards				Beneficiaries (Individuals)			
	Transactions	2025Dec	2026Jan	Percentage Change	Transactions	2025Dec	2026Jan	Percentage Change
1	Issuance of Ration Card	560	715	28%	Add Member to Ration Card	10844	12079	11%
2	Renewal of Ration Card	397	524	32%	Update Member Details	376	438	16%
3	Cancellation of Ration Card	47	55	17%	Remove Member from Ration Card	3615	3631	0%

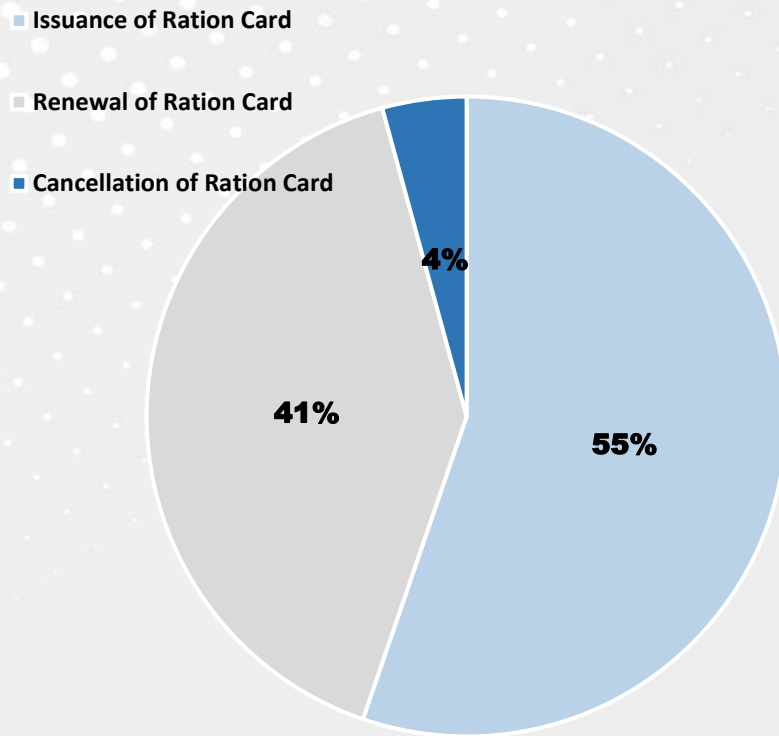
Statement of the Cumulative Number of Ration Cards up to the End of January 2026

275299

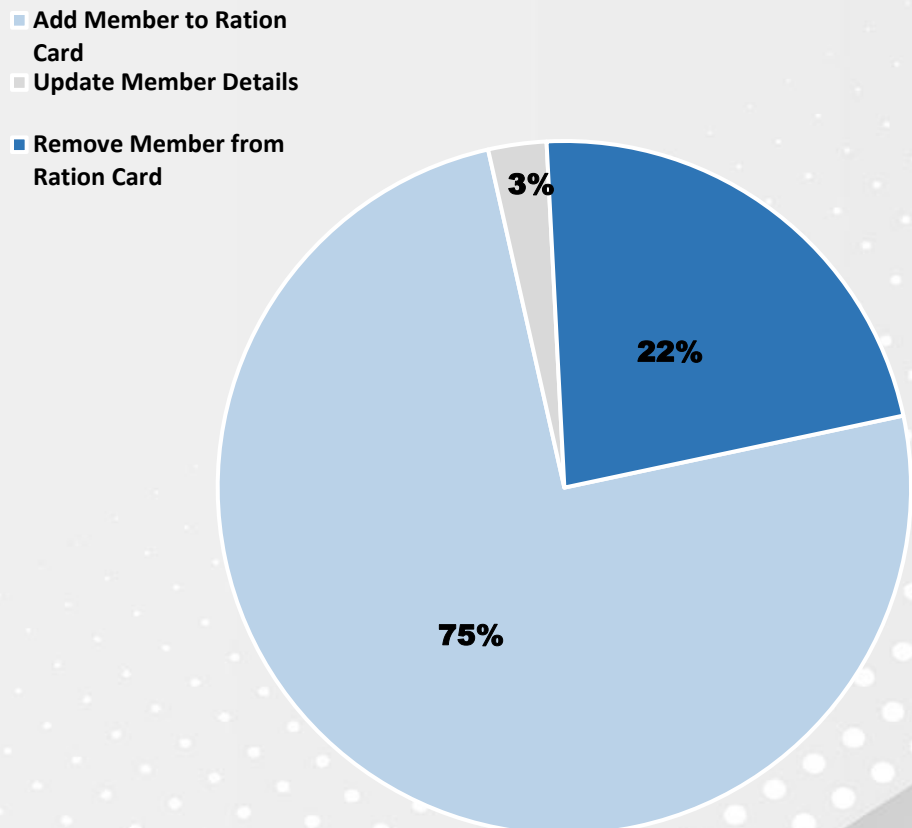
Statement of the Cumulative Number of Individuals Benefiting from Subsidies up to the End of January 2026

2346651

the proportional distribution of auxiliary card transactions for  
january 2026



the proportional distribution of transactions for  
beneficiaries of subsidies during January 2026



## Construction Materials Subsidy

N.	Procedure	Dec 2025	Jan 2026	Percentage change
1	Request for Issuance of Subsidised Construction Materials – First Time	575	387	-33%
2	Request for Renewal of Subsidised Construction Materials Release Letter	45	23	-49%
3	Request for Exchange of Subsidy Materials	11	12	9%
4	Request for Certificate to Whom It May Concern – Receipt of Materials	36	38	6%
5	Request for Certificate to Whom It May Concern – Non-Receipt of Materials	87	76	-13%
6	Exchange of Coupons – Without Subsidy Materials	0	-	0%
7	Exchange of Support Letters	1	-	0%
<b>Total</b>		<b>755</b>	<b>536</b>	<b>-29%</b>

Based on the data of the Supply Department (Construction Subsidy) for January 2026, the following is observed:

The number of requests for issuance of subsidised construction materials (first-time issuance) totalled (387) procedures, representing a decrease of 33% compared to the previous month. In addition, renewal of subsidised construction materials release letters reached (23) transactions, reflecting a decrease of 49%.

Requests for exchange of subsidy materials amounted to (12), representing an increase of 9% compared to the previous month. Furthermore, requests for certificates to whom it may concern (receipt of materials) totalled (38), reflecting an increase of 6%. Requests for certificates to whom it may concern (non-receipt of materials) reached (76), representing a decrease of 13% compared to the previous month.

### A report on construction achievements for January 2026 compared with December 2025



## Key Decisions Issued During January 2026

### Ministerial Decisions:

- Ministerial Decision No. (2) of 2026 dated 05/01/2026 regarding the regulation of real estate exhibitions.
- Ministerial Decision No. (6) of 2025 dated 14/01/2026 regarding the amendment of commercial activities.

(Article One:)

The activities listed in the schedule attached to this decision, numbering (2), shall be amended in accordance with the limits set out in the Unified Guide for Classification of Economic Activities in the Gulf Cooperation Council (GCC) countries.

Table of Amended Activities No. (1)

N.	Activity Name	International Code	Amended Activity Name	Sector	Regulatory Authority
1	Car Rental Without Driver Motorcycle Rental	771010	Car Rental Motorcycle Rental	Rental Activities, Usage Activities and Related Services	Ministry of Interior – General Traffic Department
2	Car Rental Without Driver Motorcycle Rental	773023	Car Rental Motorcycle Rental	Rental Activities, Usage Activities and Related Services	Ministry of Interior – General Traffic Department

\*Ministerial Decision No. (11) of 2026 dated 25/01/2026 regarding the addition and amendment of commercial activities. •

(Article One:)

The activities listed in the schedules attached to this decision, numbering (2), shall be added to the commercial activities, in accordance with the limits set out in the Unified Guide for Classification of Economic Activities in the Gulf Cooperation Council (GCC) countries.

Schedule of Newly Introduced Activities (1)

N.	Activity Name	International Code	Sector
1	Used electrical appliances trading, buying, selling and exchange   International Code   Sector	475926	General trading activities and related services   International Code   Sector
2	Freeze-drying of food products   International Code   Sector	103043	Food manufacturing activities and related services   International Code   Sector

**Amended Activities Schedule No. (2)**

<b>N.</b>	<b>Activity Name</b>	<b>International Code</b>	<b>Amended Activity Name</b>	<b>Sector</b>	<b>Regulatory Authority</b>
<b>1</b>	<b>Psychological counselling services</b>	<b>7490903</b>	<b>Establishment, operation and management of a psychological counselling centre</b>	<b>Professional, scientific, technical and consultancy activities and related services</b>	<b>Ministry of Health – Health Licensing Department</b>

• **Ministerial Decision No. (12) of 2026 dated 27/01/2026 regarding the cancellation of certain commercial licences, totalling 14 commercial licences.**

• **Ministerial Decision No. (14) of 2026 dated 28/01/2026 regarding the addition of food items to the ration card at subsidised prices**

**Article One:**

**Sadia chicken breast shall be included in the ration card at a subsidised price, without government subsidy, supplied by BRF Kuwait Foodstuff Management Company, with each individual entitled to a monthly allocation starting from the age of two (2) years, at a rate of 0.5 kg per month, as follows:**

<b>Product</b>	<b>Unit Weight</b>	<b>Supply Price to Kuwait Foodstuff Company</b>	<b>Cooperative Society Selling Price</b>	<b>Consumer Selling Price</b>
<b>Sadia Chicken Breast</b>	<b>kg10×1</b>	<b>K.D 1.270</b>	<b>K.D 1.295</b>	<b>K.D 1.345</b>

--	--	--	--	--

**Article Two:**

**Al Safa chicken breast shall be included in the ration card at a subsidised price, without government subsidy, supplied by Al Wazzan Food Industries Group, with each individual entitlement starting from the age of two (2) years at a rate of 0.5 kg per month, as follows:**

<b>Product</b>	<b>Unit Weight</b>	<b>Supply Price to Kuwait Foodstuff Company</b>	<b>Cooperative Society Selling Price</b>	<b>Consumer Selling Price</b>
<b>Frozen skinless and boneless chicken breast (Al Safa brand)</b>	<b>500*20</b>	<b>K.D 1.355</b>	<b>K.D 1.410</b>	<b>K.D 1.440</b>

### Article Three:

The following items shall be included in the ration card at a subsidised price, without government subsidy, supplied by Al Thiqa Food Group, with each individual entitlement starting from the age of two (2) years, as follows:

<b>Product</b>	<b>Unit Weight</b>	<b>Supply Price to Kuwait Foodstuff Company</b>	<b>Cooperative Society Selling Price</b>	<b>Consumer Selling Price</b>	<b>Per Capita Entitlement</b>
<b>Butterfly breaded shrimp (medium) – Al Dana</b>	<b>Kilogram (kg)</b>	<b>K.D 2.120</b>	<b>K.D 2.205</b>	<b>K.D 2.250</b>	<b>Kilogram (kg)</b>
<b>Frozen tilapia fillet</b>	<b>Kilogram (kg)</b>	<b>K.D 1.750</b>	<b>K.D 1.820</b>	<b>K.D 1.860</b>	<b>Kilogram (kg)</b>
<b>Oats (tin) (Quaker)</b>	<b>500 g (500 grams)</b>	<b>K.D 0.635</b>	<b>K.D 0.660</b>	<b>K.D 0.675</b>	<b>4 tins</b>
<b>Whole rolled oats (bag) (Quaker)</b>	<b>400 g (400 grams)</b>	<b>K.D 0.365</b>	<b>K.D 0.380</b>	<b>K.D 0.390</b>	<b>4 tins</b>

# Conclusion

**This concludes our report, in which we have endeavoured to present all available data and statistics on the majority of the Ministry's departments in a manner that demonstrates the extent of their development and growing role. We have highlighted the key indicators and illustrated them using graphical representations, in addition to providing our statistical analysis of the monthly indicators.**

**We hope that this report has successfully presented the most significant aspects contributing to the development and advancement of the Ministry. We trust that it meets your approval.**

**With sincere regards and best wishes for success.**