



2025

Monthly Economic Bulletin APRIL

**A Summary of Key Statistics
and Achievements
of the Ministry's Departments
important statistics and special
achievements**

**Prepared by
Planning and Research
Department**

Contents

Introduction

kuwait business center

Commercial Control Department

Consumer Protection Department

Public Joint Stock Companies Department

Commercial Licensing Department

Partnership Companies Department

Precious Metals Department

Real Estate Department

Anti-Money Laundering and Counter-Terrorism Financing Department

Trademarks and Patent Department

A*Trademarks Section

B*Patent Section

International Relations Department

Certificates of Origin Section

Exhibitions Section

Supply Department

Key Administrative and Ministerial Decisions Issued in April 2025

Conclusion

Introduction

We present to you this monthly economic bulletin, a regular publication that highlights key statistics and achievements of the various departments within the Ministry of Commerce and Industry, as well as the most prominent monthly economic events. It is specifically issued for those interested in the economic affairs of the State of Kuwait and is published on the Ministry's official website.

**AlJawhara AlSabah
Director of the Planning and
Research Department**

kuwait business center

Partnership Companies

| Total Applications for Establishing Partnership Companies | | | |
|--|-------------------------------|-----------------------|-------------------------------|
| total | Approved | Rejected | New Applications |
| 4828 | 905 | 2336 | 284 |
| Total Approved Applications After Review | | | |
| Approved | Companies Under Establishment | Companies Established | Cancelled |
| 2049 | 905 | 1683 | 140 |
| Licenses | | | |
| Total Licensing Applications for Sole Proprietorship Companies | | | |
| Total Submitted License Applications | | Total Issued Licenses | Applications Under Processing |
| 2439 | | 2683 | 763 |

Based on the data collected in the table above, and after analyzing the available information for April 2025, it was observed that the number of new incorporation applications for sole proprietorship companies reached 284. The number of rejected applications was 2,336, while 905 applications were approved. Additionally, 140 approved applications were later canceled after review. A total of 1,683 companies were successfully established, 905 companies are currently in the process of being established, and the total number of approved establishments reached 2,049. Furthermore, the total number of sole proprietorship license applications currently under processing was 763, the total number of issued licenses was 3,683, and the total number of submitted license applications amounted to 2,439.

Statistics of Companies and Licenses for Mobile Vehicles

| Total Registered Establishment Applications | | | |
|--|-------------------------------|------------------------|-----------------------|
| Total | Approved | Rejected | New Applications |
| 0 | 0 | 0 | 0 |
| Statistics of Companies and Licenses for Mobile Vehicles | | | |
| Approved | Companies Under Establishment | Companies Established | Cancelled |
| 0 | 0 | 0 | 0 |
| licenses for mobile vehicles | | | |
| Applications Under Processing | Licenses Issued | Applications Submitted | Companies Established |
| 0 | 0 | 0 | 0 |

Statistics of Freelance Business Companies

| Total Registered Establishment Applications | | | |
|--|-------------------------------|------------------------|-----------------------|
| Total | Approved | Rejected | New Applications |
| 0 | 0 | 0 | 0 |
| Total Approved Applications After Review | | | |
| Approved | Companies Under Establishment | Companies Established | Cancelled |
| 0 | 0 | 3 | 0 |
| Licenses of a Statistics of Freelance Business Companies | | | |
| Licenses Under Processing | Issued Licenses | Submitted Applications | Established Companies |
| 2 | 5 | 10 | 3 |

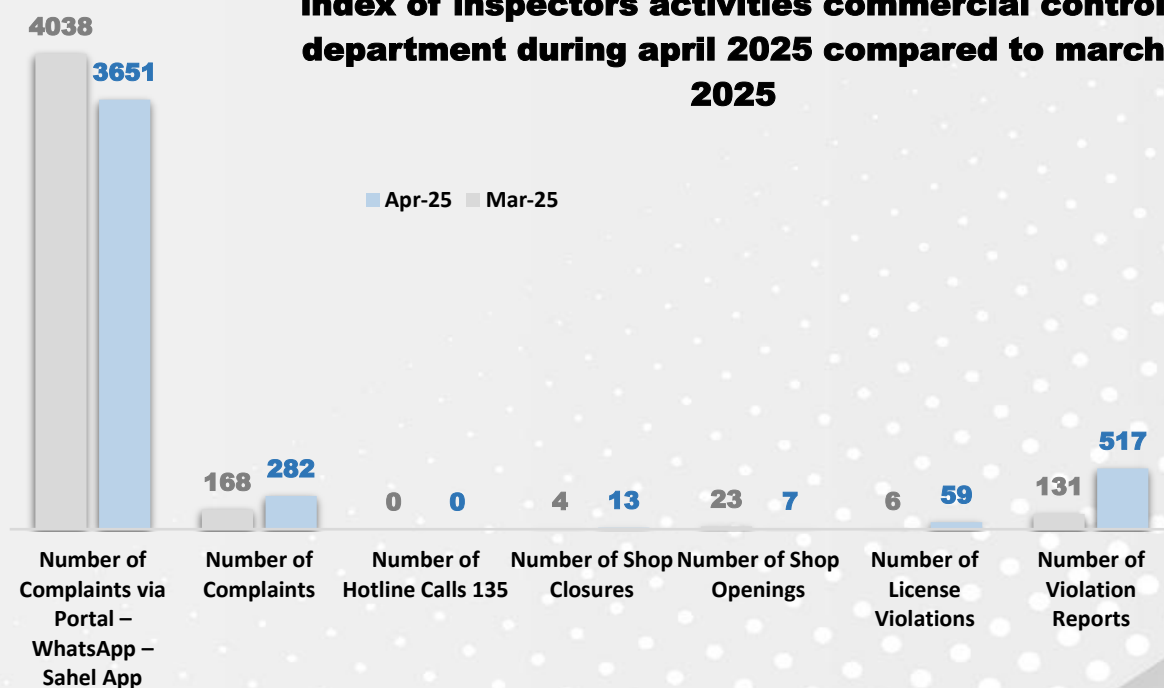
As shown in the table above, the total number of approved applications after review for companies and licenses of a freelance Business Companies includes the establishment of (3) companies. Regarding licenses of a freelance Business Companies, a total of (3) companies were established. Additionally, (10) applications were submitted, (5) licenses were issued, and (2) licenses are pending issuance during the month of April 2025.

Commercial Control Department

| percentage change | april 2025 | march 2025 | Inspectors' Activities | s |
|-------------------|------------|------------|--|---|
| 295% | 517 | 131 | Number of Violation Reports | 1 |
| 883% | 59 | 6 | Number of License Violations | 2 |
| -70% | 7 | 23 | Number of Shop Openings | 3 |
| 225% | 13 | 4 | Number of Shop Closures | 4 |
| 0% | 0 | 0 | Number of Hotline Calls 135 | 5 |
| 68% | 282 | 168 | Number of Complaints | 6 |
| -10% | 3651 | 4038 | Number of Complaints via Portal – WhatsApp – Sahel App | 7 |

Upon reviewing the data of the Commercial Control Department for April 2025, it was observed that the total inspection activities resulted in 517 violation reports, marking a significant increase of 295% compared to the previous month. Additionally, 59 commercial license violations were recorded, reflecting a sharp rise of 883%. The number of shop openings declined to 7, representing a 70% decrease, while the number of shop closures increased to 13, showing a 225% rise. Furthermore, the number of submitted complaints increased to 282, which is a 68% rise from the previous month. Lastly, the number of complaints received through the Portal, WhatsApp, and the Sahel App reached 3,651, indicating a 10% decrease compared to March 2025.

index of inspectors activities commercial control department during april 2025 compared to march 2025

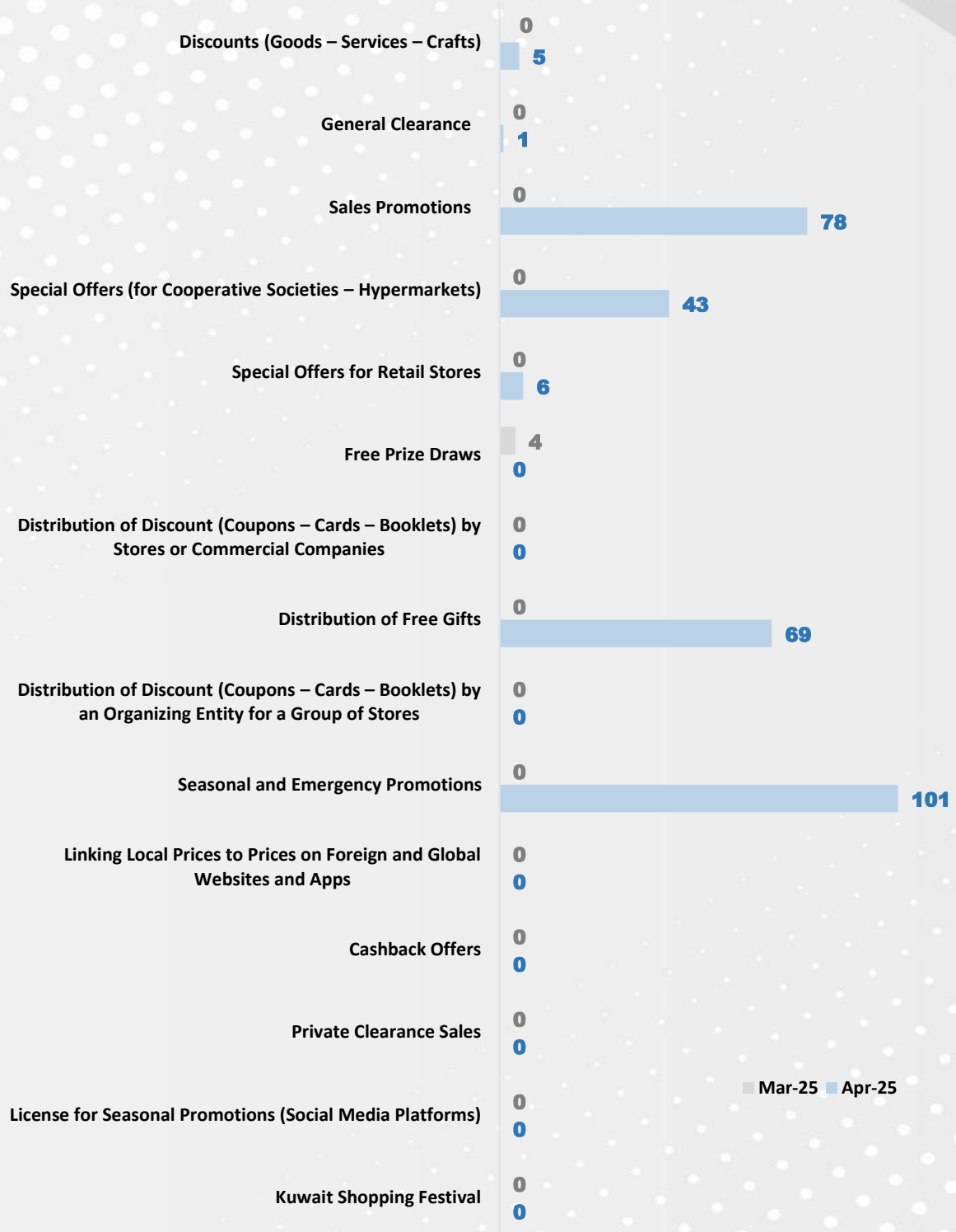


Consumer Protection Department

| percentage change | april 2025 | march 2025 | transactions | s |
|-------------------|------------|------------|---|----|
| 0% | 5 | 0 | Discounts (Goods – Services – Crafts) | 1 |
| 0% | 1 | 0 | General Clearance | 2 |
| 0% | 78 | 0 | Sales Promotions | 3 |
| 0% | 43 | 0 | Special Offers (for Cooperative Societies – Hypermarkets) | 4 |
| 0% | 6 | 0 | Special Offers for Retail Stores | 5 |
| -100% | 0 | 4 | Free Prize Draws | 6 |
| 0% | 0 | 0 | Distribution of Discount (Coupons – Cards – Booklets) by Stores or Commercial Companies | 7 |
| 0% | 69 | 0 | Distribution of Free Gifts | 8 |
| 0% | 0 | 0 | Distribution of Discount (Coupons – Cards – Booklets) by an Organizing Entity for a Group of Stores | 9 |
| 0% | 101 | 0 | Seasonal and Emergency Promotions | 10 |
| 0% | 0 | 0 | Linking Local Prices to Prices on Foreign and Global Websites and Apps | 11 |
| 0% | 0 | 0 | Cashback Offers | 12 |
| 0% | 0 | 0 | Private Clearance Sales | 13 |
| 0% | 0 | 0 | License for Seasonal Promotions (Social Media Platforms) | 14 |
| 0% | 0 | 0 | Kuwait Shopping Festival | 15 |
| 7475% | 303 | 4 | total | |
| 200% | 3 | 1 | Number of Recall Notices Issued | |
| 117% | 7003 | 3232 | Number of Vehicles Recalled Due to Manufacturing Defects | |
| 0% | 0 | 0 | Number of Products Recalled Due to Manufacturing Defects | |

Upon reviewing the data of the Consumer Protection Department for April 2025, the following was observed: A total of 5 transactions were issued for discounts (goods – services – consumables), along with 1 transaction for a general clearance, and 78 transactions for sales promotions. In addition, 43 transactions were issued for special offers in cooperative societies and hypermarkets, and 6 transactions for special offers in retail stores. Furthermore, 69 transactions were issued for the distribution of free gifts, and 101 transactions for seasonal and emergency promotions. Moreover, 3 recall notices were issued, marking a 200% increase compared to the previous month, and the number of vehicles recalled due to manufacturing defects reached 7,003, showing a 117% increase from the previous month

transactions index for consumer protection department during april 2025



Joint Stock department

| Joint Stock Companies | | | transactions type | s |
|-----------------------|------------|------------|--|----|
| percentage change | april 2025 | march 2025 | | |
| 0% | 1 | 0 | Closed Joint Stock Company Incorporation Fees | 1 |
| 25% | 5 | 4 | Application to Renew a Main Public Shareholding License | 2 |
| -19% | 25 | 31 | Application to Renew a Main Closed Shareholding License | 3 |
| 0% | 1 | 1 | Application to Issue a Main Closed Shareholding License | 4 |
| 0% | 1 | 0 | Application to Cancel a Closed Shareholding License | 5 |
| 19% | 25 | 21 | Application to Change Address | 6 |
| -33% | 2 | 3 | Application to Issue a Public Branch License | 7 |
| -25% | 6 | 8 | Application to Issue a Closed Branch License | 8 |
| -44% | 10 | 18 | Application to Renew a Branch License of a Public Shareholding Company | 9 |
| 139% | 43 | 18 | Application to Renew a Branch License of a Closed Shareholding Company | 10 |
| 0% | 1 | 1 | Application to Cancel a Public Branch License | 11 |
| 300% | 4 | 1 | Application to Cancel a Closed Branch License | 12 |
| -25% | 3 | 4 | Application to Add Activity | 13 |
| -100% | 0 | 1 | Application to Change Activity | 14 |
| 50% | 3 | 2 | Application to Remove Activity | 15 |
| -100% | 0 | 1 | Renewal of License to Practice as an Auditor | 16 |
| 0% | 2 | 0 | Application for Replacement of Lost Auditor Practice License | 17 |
| 40% | 271 | 193 | Application to Authenticate Auditor's Signature | 18 |
| -100% | 0 | 1 | Registration in the Register of Auditors | 19 |

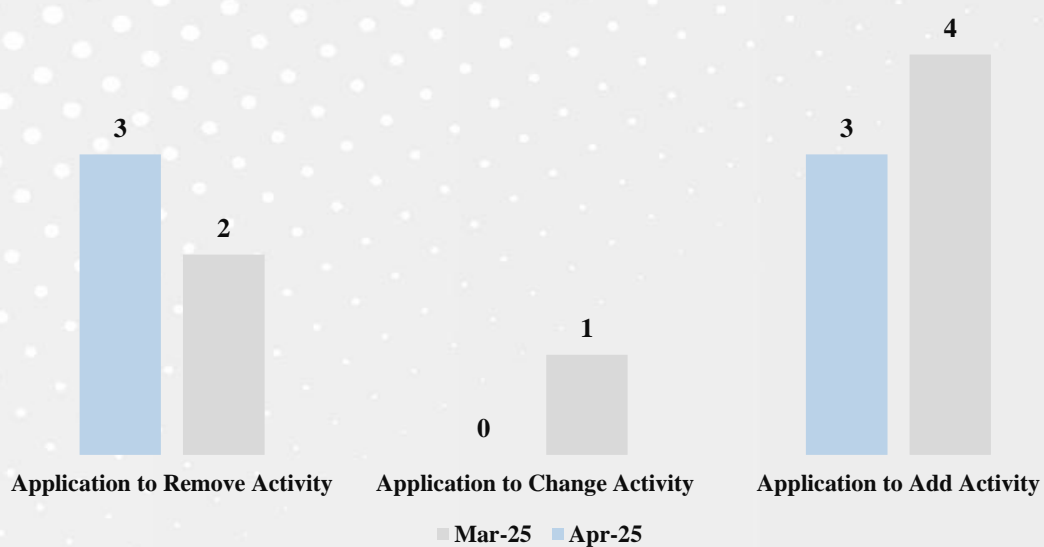
Upon reviewing the data of the Shareholding Companies Department for April 2025, the following was observed:

The number of transactions for closed joint stock company incorporation fees was 1. There were 5 transactions for the renewal of main public shareholding licenses, representing a 25% increase compared to the previous month. The number of transactions for renewing main closed shareholding licenses reached 25, marking a 19% decrease. There was 1 transaction for issuing a main closed shareholding license and 1 transaction for canceling a closed shareholding license. Additionally, 25 transactions were made for address changes, reflecting a 19% increase. The number of transactions for issuing public branch licenses was 2, showing a 33% decrease, while 6 transactions for issuing closed branch licenses represented a 25% decrease. There were 10 transactions for renewing public shareholding company branch licenses, indicating a 44% decrease, and 43 transactions for renewing closed shareholding company branch licenses, marking a 139% increase.

There was 1 transaction for canceling a public branch license, and 4 transactions for canceling closed branch licenses, which is a 300% increase.

Furthermore, there were 3 transactions for adding activities, showing a 25% decrease, and 3 transactions for removing activities, reflecting a 50% increase compared to the previous month. Finally, there were 2 transactions for replacing lost auditor practice licenses and 271 transactions for authenticating auditor signatures, representing a 40% increase from the previous month.

**report on activity amendments in joint-stock companies
during april 2025 compared to march 2025**



Commercial Licensing Department

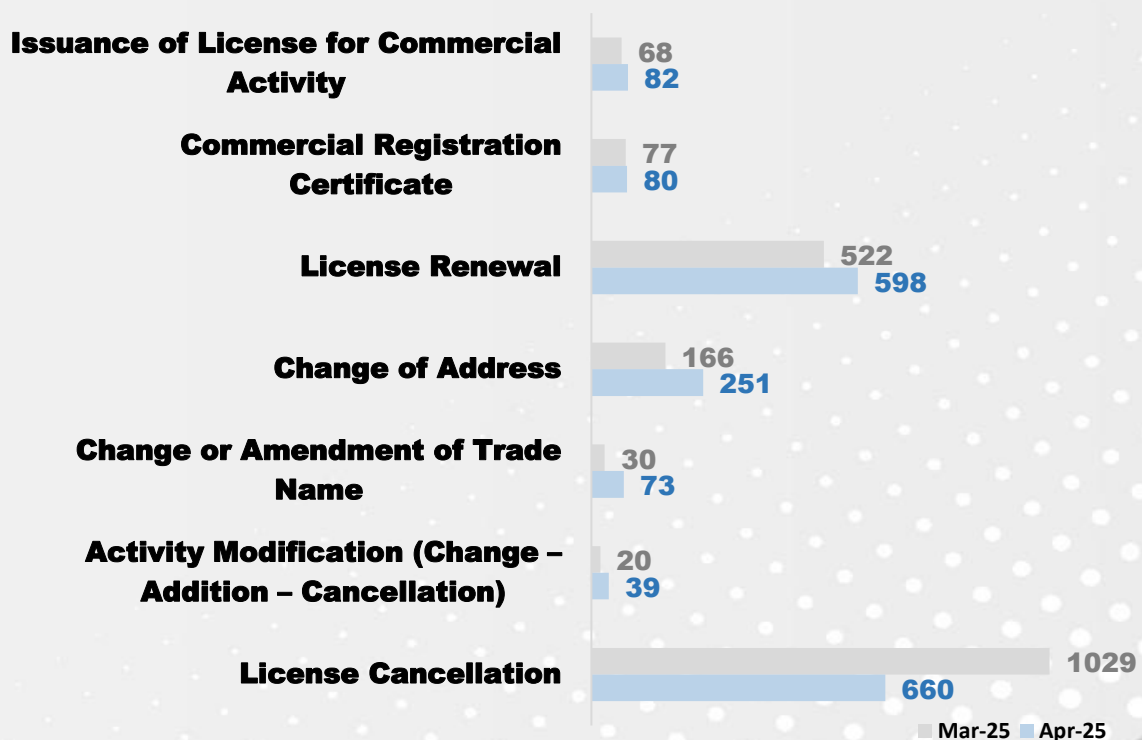
| normal persone | | | type of transactions | s |
|-------------------|------------|------------|--|----|
| Percentage Change | april 2025 | march 2025 | | |
| 21% | 82 | 68 | Issuance of License for Commercial Activity | 1 |
| 36% | 49 | 36 | Issuance of New License for Craft Activity | 2 |
| 0% | 0 | 0 | Issuance of New License for Consulting Activity | 3 |
| 4% | 80 | 77 | Commercial Registration Certificate | 4 |
| 15% | 598 | 522 | License Renewal | 5 |
| 51% | 251 | 166 | Change of Address | 6 |
| 143% | 73 | 30 | Change or Amendment of Trade Name | 7 |
| 95% | 39 | 20 | Activity Modification (Change – Addition – Cancellation) | 8 |
| -36% | 660 | 1029 | License Cancellation | 9 |
| 0% | 13 | 13 | Transfer to Heirs | 10 |
| 0% | 1 | 0 | Change of Heirs' Agent | 11 |
| 94% | 31 | 16 | Assignment of License for Commercial Activity | 12 |
| 13% | 17 | 15 | Assignment of License for Craft Activity | 13 |
| 0% | 0 | 0 | Assignment of License for Consulting Activity | 14 |
| 0% | 2 | 2 | Issuance of Brokerage Booklet | 15 |
| 117% | 13 | 6 | Renewal of Brokerage Booklet | 16 |
| 0% | 0 | 0 | Change of Brokerage Profession | 17 |
| -5% | 1909 | 2000 | total | |

Upon reviewing the data of the Commercial Licensing Department (Natural Persons) for April 2025, the following was observed: A total of 82 commercial activity licenses were issued, representing a 21% increase compared to the previous month. Additionally, 49 new licenses for craft activities were issued, marking a 36% increase. 80 commercial registration certificates were also issued, reflecting a 4% increase.

Renewal transactions for natural persons' licenses reached 598, showing a 15% increase from the previous month. Address changes numbered 251, with a significant 51% increase. Transactions for changing or amending trade names amounted to 73, reflecting a 143% increase. Activity modifications totaled 39, marking a 95% increase.

License cancellations reached 660, representing a 36% decrease. The number of transactions for transfer to heirs was 13, while changes to heirs' agents amounted to 1 transaction. License assignments for commercial activities totaled 31, showing a 94% increase, and assignments for craft activity licenses numbered 17, with a 13% increase compared to the previous month. Finally, 2 brokerage booklets were issued, and 13 brokerage booklets were renewed for natural persons, marking a 117% increase from the previous month.

transactions of the natural person during april 2025 compared to march 2025



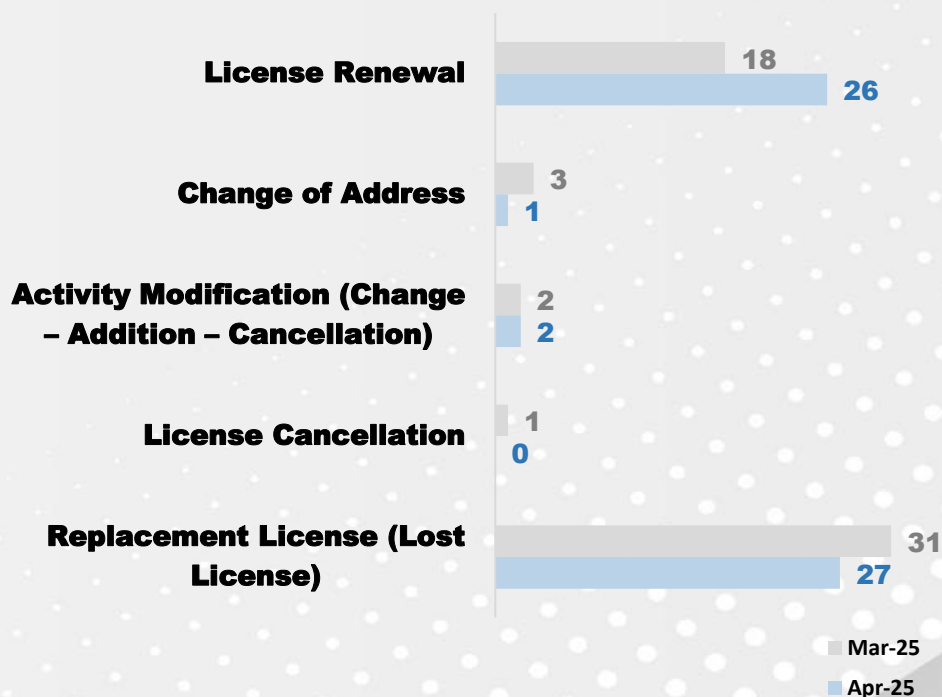
Continued / Commercial Licensing Department

| percentage change | Legal Entity | | type of transactions | s |
|-------------------|--------------|------------|--|---|
| | april 2025 | march 2025 | | |
| -33% | 2 | 3 | Issuance of New License | 1 |
| 44% | 26 | 18 | License Renewal | 2 |
| -67% | 1 | 3 | Change of Address | 3 |
| 0% | 0 | 0 | Change or Amendment of Trade Name | 4 |
| 0% | 2 | 2 | Activity Modification (Change – Addition – Cancellation) | 5 |
| -100% | 0 | 1 | License Cancellation | 6 |
| -13% | 27 | 31 | Replacement License (Lost License) | 7 |
| 0% | 58 | 58 | total | |

Upon reviewing the data of the Commercial Licensing Department (Legal Entities) for April 2025, the following was observed: A total of 2 new licenses were issued, reflecting a 33% decrease compared to the previous month. 26 licenses were renewed, showing a 44% increase.

As for address change transactions, 1 address was changed, representing a 67% decrease. Additionally, 27 replacement licenses (for lost licenses) were issued for legal entities, marking a 13% decrease compared to the previous month.

transactions of the legal entity during april 2025 compared to march 2025



Continued / Commercial Licensing Department

| Legal Entity | | | Natural Person | | | Number of Establishments by Sector | S |
|-------------------|------------|------------|-------------------|------------|------------|---|----|
| percentage change | april 2025 | march 2025 | percentage change | april 2025 | march 2025 | | |
| 0% | 3 | 3 | 72% | 98 | 57 | General Trading Activities and Related Services | 1 |
| 0% | 0 | 0 | -6% | 17 | 18 | Textile, Garment, and Leather Industries Activities and Related Services | 2 |
| 0% | 0 | 0 | -100% | 0 | 1 | Tourism Activities and Related Services | 3 |
| 0% | 0 | 0 | 200% | 3 | 1 | Real Estate Activities and Related Services | 4 |
| 0% | 0 | 0 | 33% | 32 | 24 | Maintenance and Repair Services Activities (Simple Crafts) and Related Services | 5 |
| 0% | 0 | 0 | -9% | 20 | 22 | Accommodation and Food Services Activities and Related Services | 6 |
| 0% | 0 | 0 | -25% | 3 | 4 | Contracting Activities and Related Services | 7 |
| 0% | 0 | 0 | -50% | 1 | 2 | Professional, Scientific, Technical, and Consulting Activities and Related Services | 8 |
| 0% | 0 | 0 | 0% | 1 | 0 | Printing Activities and Related Services | 9 |
| 0% | 0 | 0 | 33% | 4 | 3 | Transportation, Storage Activities and Related Services | 10 |
| 0% | 0 | 0 | -100% | 0 | 3 | Information and Communication Activities and Related Services | 11 |
| 0% | 0 | 0 | 50% | 3 | 2 | Food Industries Activities and Related Services | 12 |
| 0% | 0 | 0 | 167% | 8 | 3 | Rental, Leasing, and Employment Activities and Related Services | 13 |
| 0% | 0 | 0 | 33% | 4 | 3 | Machinery and Equipment Repair, Maintenance, and Installation Activities and Related Services | 14 |
| 0% | 0 | 0 | 0% | 0 | 0 | Furniture Manufacturing Activities and Related Services | 15 |
| 0% | 0 | 0 | 0% | 0 | 0 | Arts, Entertainment, and Recreation Activities and Related Services | 16 |
| 0% | 0 | 0 | 0% | 0 | 0 | Financial and Insurance Activities and Related Services | 17 |
| 0% | 0 | 0 | 0% | 1 | 0 | Administrative and Business Support Services Activities and Related Services | 18 |
| 0% | 0 | 0 | 0% | 0 | 0 | Building Services Activities and Related Services | 19 |
| 0% | 0 | 0 | -100% | 0 | 1 | Educational and Instructional Activities and Related Services | 20 |
| 0% | 3 | 3 | 35% | 195 | 144 | total | |

Upon reviewing the data of the Commercial Licensing Department for April 2025, the following was observed:

A total of **195 commercial licenses** were issued across various sectors. The highest number was in **General Trading Activities and Related Services**, with **98 licenses** issued to natural persons. This was followed by **Maintenance and Repair Services Activities (Simple Crafts) and Related Services**, with **32 licenses**, and then **Accommodation and Food Services Activities and Related Services**, with **20 licenses** issued during April 2025.

People Companies department

| Main Companies | | | type of transactions | s |
|-------------------|------------|------------|---|----|
| percentage change | april 2025 | march 2025 | | |
| 21% | 1287 | 1068 | Issuance of Permanent/Temporary License (Partnership Companies) | 1 |
| 19% | 1025 | 860 | License Renewal | 2 |
| 55% | 1317 | 847 | Change of Address | 3 |
| 55% | 202 | 130 | Change of Trade Name | 4 |
| 41% | 799 | 566 | Amendment of the Management Clause | 5 |
| 53% | 87 | 57 | Amendment or Addition of Trade Name | 6 |
| 43% | 196 | 137 | Add Activity to License | 7 |
| 40% | 112 | 80 | Remove Activity from License | 8 |
| 13% | 497 | 439 | Add Activity to Company Contract | 9 |
| 30% | 103 | 79 | Remove Activity from Company Contract | 10 |
| 32% | 58 | 44 | Change Activity in Company Contract | 11 |
| 27% | 79 | 62 | Change Activity in Commercial License | 12 |
| 9% | 85 | 78 | Increase of Capital | 13 |
| -17% | 5 | 6 | Reduction of Capital | 14 |
| 46% | 329 | 225 | Amendment of Share Distribution | 15 |
| 35% | 682 | 506 | Partner Entry | 16 |
| 42% | 717 | 504 | Partner Exit | 17 |
| -69% | 58 | 188 | Company Dissolution and Liquidation | 18 |
| 18% | 40 | 34 | Change of the Company's Legal Form | 19 |
| -7% | 210 | 226 | Request for Duplicate License – Companies Department | 20 |
| 38% | 12710 | 9220 | Request for Printed Extract or Certificate | 21 |
| -75% | 6 | 24 | Reissuance of License Based on Committee Decision for Status Adjustment | 22 |
| 34% | 20604 | 15380 | total | |

Upon reviewing the data of the Partnerships Department (Main Companies) for April 2025, the following was observed:

A total of 1,287 permanent/temporary licenses were issued for main partnership companies, representing a 21% increase compared to the previous month. License renewal transactions amounted to 1,025, showing a 19% increase. Address changes were made for 1,317 main companies, reflecting a 55% increase. The number of trade name change transactions reached 202, also showing a 55% increase.

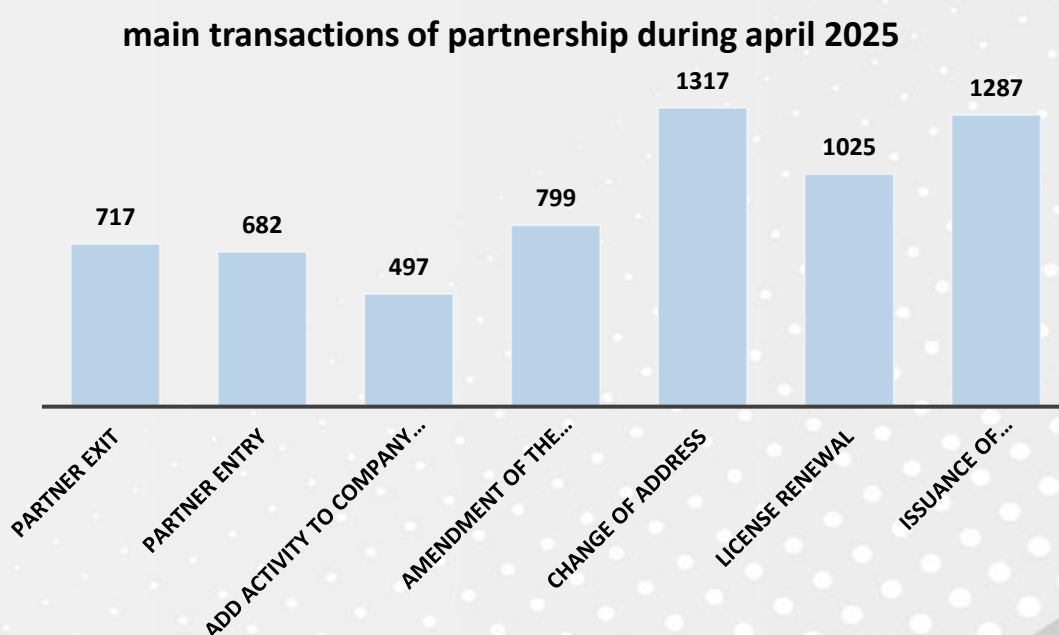
Management clause amendments totaled 799 transactions, marking a 41% increase, while amendments or additions to trade addresses were 87, with a 53% increase. Additions of licensing activities numbered 196, representing a 43% increase, and removals of activities from licenses were 112, showing a 40% increase.

Adding activities to company contracts reached 497 transactions, a 13% increase, while removals of activities from company contracts totaled 103, reflecting a 30% increase. Activity changes in company contracts numbered 58, with a 32% increase. Changes to commercial license activities totaled 79 transactions, marking a 27% increase from the previous month.

Capital increase transactions amounted to 85, representing a 9% increase, whereas capital reduction transactions were 5, showing a 17% decrease. Share distribution amendments totaled 329, marking a 46% increase.

Partner entry transactions reached 682, a 35% increase, while partner exit transactions totaled 717, showing a 42% increase. Company dissolution and liquidation transactions were 58, reflecting a 69% decrease. Legal entity changes transactions numbered 40, a 18% increase for the current month.

Requests for duplicate licenses from the Companies Department totaled 210, showing a 7% decrease compared to the previous month. Printed extract or certificate requests amounted to 12,710, reflecting a 38% increase. Finally, license reissuance based on the Committee for Status Adjustment decisions totaled 6, showing a 75% decrease compared to March 2025.



| Branches of the company | | | type of transactions | s |
|-------------------------|------------|------------|--|---|
| percentage change | april 2025 | march 2025 | | |
| -1% | 322 | 324 | Issuance of Branch License for Partnership Company | 1 |
| 1% | 378 | 374 | License Renewal | 2 |
| 28% | 218 | 170 | Address Amendment | 3 |
| -33% | 34 | 51 | Request for Trade Name Amendment for Branch | 4 |
| 83% | 332 | 181 | Request for License/Branch Cancellation | 5 |
| 22% | 45 | 37 | Request for Duplicate License – Companies Department | 6 |
| 0% | 1 | 1 | Issuance of Branch License for Gulf Company | 7 |
| 17% | 1330 | 1138 | total | |

Upon reviewing the data of the Partnerships Department (Company Branches) for April 2025, the following was observed:

A total of 322 transactions were issued for partnership company branches, reflecting a 1% decrease compared to the previous month. License renewal transactions numbered 378, showing a 1% increase. Address amendment transactions amounted to 218, representing a 28% increase. Requests for trade name amendments for branches reached 34, marking a 33% decrease.

License/branch cancellation requests totaled 332 for the current month, reflecting an 83% increase. Requests for duplicate licenses from the Companies Department numbered 45, showing a 22% increase compared to the previous month. Additionally, 1 transaction was issued for a Gulf company branch during the current month.

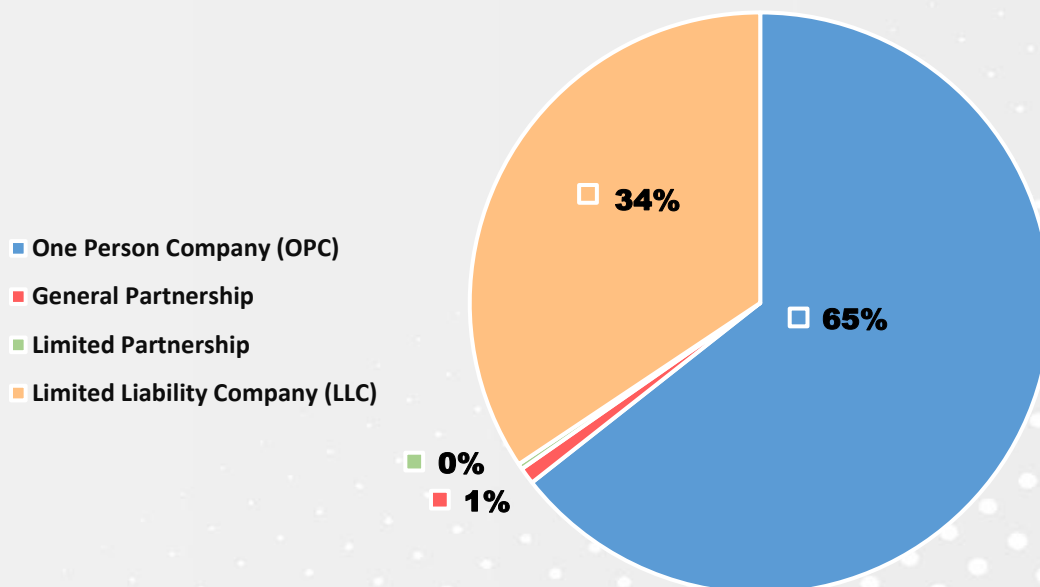
One Person Company (OPC)

| percentage change | april 2025 | march 2025 | type of transactions | s |
|-------------------|------------|------------|---------------------------------|---|
| 24% | 1036 | 836 | One Person Company (OPC) | 1 |
| 25% | 15 | 12 | General Partnership | 2 |
| 67% | 5 | 3 | Limited Partnership | 3 |
| 2% | 553 | 544 | Limited Liability Company (LLC) | 4 |

Upon reviewing the data of the Partnerships Department for April 2025, the following was observed:

A total of 1,036 One Person Companies were licensed, representing a 24% increase compared to March 2025. The number of licensed General Partnerships reached 15, showing a 25% increase. Meanwhile, 5 Limited Partnerships were licensed, reflecting a 67% decrease. As for Limited Liability Companies (LLCs), 553 licenses were issued, marking a 2% increase compared to March 2025.

proportional distributional of partnership licenses during april 2025



Precious Metals Department

| Fees (KWD) | | | Weight in grams | | | Examination | S |
|-------------------|-------------|-------------|-------------------|---------------|---------------|--------------------------------------|----|
| percentage change | april 2025 | march 2025 | percentage change | april 2025 | march 2025 | | |
| 0% | 12.500 | 0 | 0% | 25 | 0 | Titanium Diamond | 1 |
| 22% | 201.000 | 164.400 | 22% | 4,020 | 3,288 | Synthetic Precious Stones | 2 |
| 0% | 178.950 | 179.350 | 0% | 3,579 | 3,587 | Other Precious Stones | 3 |
| -59% | 1.550 | 3.800 | -59% | 31 | 76 | Diamond-Embedded Accessories | 4 |
| -29% | 1,352.640 | 1,916.660 | -29% | 67,632 | 95,833 | Stone-Embedded Accessories | 5 |
| 198% | 125.000 | 42.000 | 198% | 125 | 42 | Diamond | 6 |
| 1342% | 157.950 | 10.950 | 1342% | 3,159 | 219 | Platinum | 7 |
| 116% | 90.700 | 42.000 | 116% | 907 | 420 | Platinum Embedded with Diamonds | 8 |
| -15% | 6.600 | 7.750 | -15% | 132 | 155 | Titanium Embedded with Diamonds | 9 |
| 95% | 271,660.700 | 139,342.250 | 97% | 5,429,305.000 | 2,750,058.000 | Gold | 10 |
| 12% | 28,911.400 | 25,765.110 | 14% | 411,804 | 362,729 | Gold Embedded with Precious Stones | 11 |
| 52% | 18,234.900 | 11,998.700 | 58% | 181,463 | 115,132 | Gold Embedded with Diamonds | 12 |
| -99% | 1.760 | 184.000 | -99% | 88 | 9,200 | Stainless Steel – Ceramic Watches | 13 |
| -83% | 4.620 | 27.940 | -83% | 84 | 508 | Silver Watches with Diamonds | 14 |
| 62% | 6,493.550 | 4,002.100 | 62% | 129,871 | 80,042 | Watches 0.05 (carat) | 15 |
| -3% | 4,748.400 | 4,872.900 | -3% | 47,484 | 48,729 | Watches 0.1 (carat) | 16 |
| 914% | 201,804.840 | 19,910.260 | 917% | 20,180,484 | 1,983,654 | Silver | 17 |
| -4% | 71.335 | 74.305 | -4% | 1,297 | 1,351 | Silver Embedded with Diamonds | 18 |
| 4% | 3,133.150 | 3,013.575 | 4% | 125,326 | 120,543 | Silver Embedded with Precious Stones | 19 |
| 154% | 537,191.545 | 211,558.050 | 377% | 26,586,816 | 5,575,566 | total | |

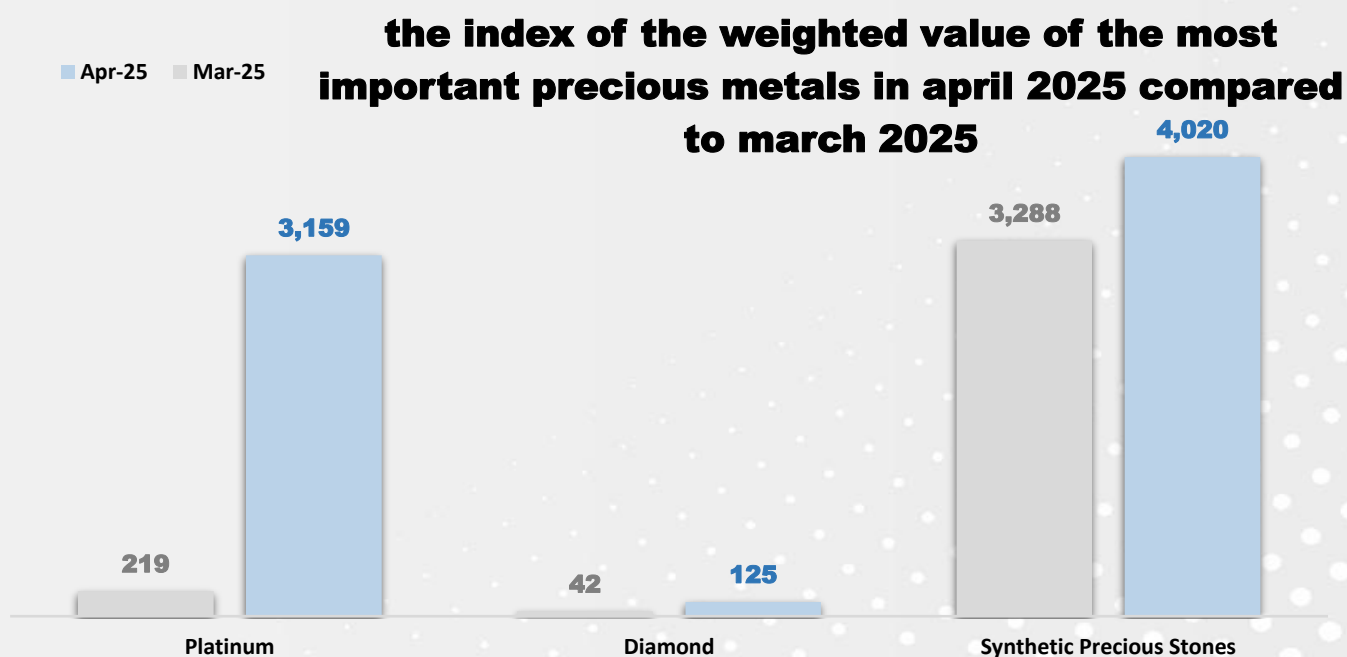
Reviewing the data from the Department of Precious Metals for April 2025, the following was observed:

The total fees collected for examinations amounted to approximately 537,000 Kuwaiti Dinars, reflecting an increase of 154% compared to March 2025. The Department of Precious Metals examined 25 grams of titanium diamond, 4,020 grams of synthetic precious stones, and 3,579 grams of other precious stones. Additionally, diamond-embedded accessories weighing 31 grams and stone-embedded accessories weighing 67,632 grams were inspected during the current month.

The weight of diamonds examined by the department reached 125 grams, while 3,159 grams of platinum were inspected. The weight of platinum embedded with diamonds was 907 grams, and titanium embedded with diamonds totaled 132 grams.

Regarding gold, the amount examined reached 5,429,305 grams, with 411,804 grams of gold embedded with precious stones and 181,463 grams of gold embedded with diamonds. Furthermore, 88 stainless steel-ceramic watches, 84 silver watches with diamonds, 129,871 grams of watches weighing 0.05 carats, and 47,484 grams of watches weighing 0.1 carats were inspected.

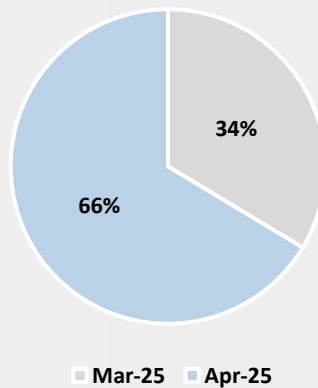
The department also examined 20,180,484 grams of silver, 1,297 grams of silver embedded with diamonds, and 125,326 grams of silver embedded with precious stones in April 2025.



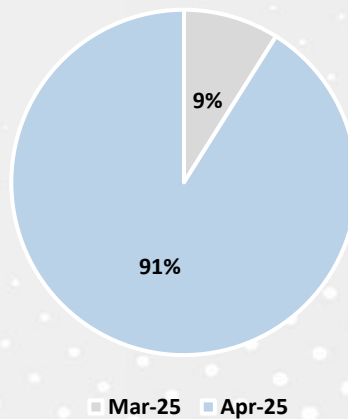
Continuation / Precious Metals Department

| Fees (KWD) | | | Number | | | Examination | S |
|-------------------|------------|------------|-------------------|------------|------------|------------------------|---|
| percentage change | april 2025 | march 2025 | percentage change | APRIL 2025 | MARCH 2025 | | |
| 40% | 333.800 | 239.200 | 40% | 3,338 | 2,392 | Plated Accessories | 1 |
| -68% | 315.500 | 1,001.000 | -68% | 631 | 2,002 | Prayer Beads (Misbaha) | 2 |
| -48% | 649.300 | 1,240.200 | -10% | 3,969 | 4,394 | total | |

the relative distribution of gold weight in april 2025 compared to march 2025



the relative distribution of silver weight in april 2025 compared to march 2025



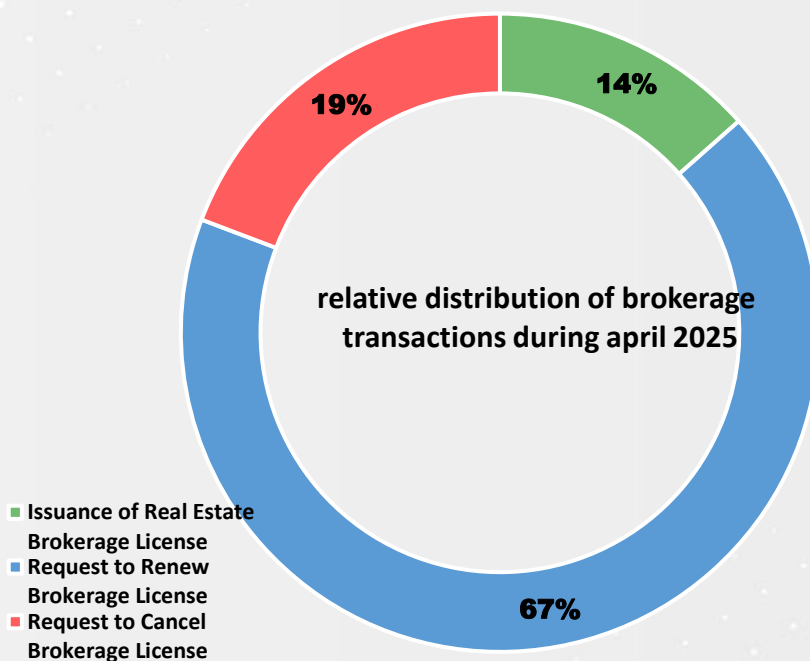
real estate department

| percentage change | april 2025 | march 2025 | transactions | S |
|-------------------|------------|------------|--|----|
| 0% | 0 | 0 | Replacement of Real Estate Brokerage License | 1 |
| -56% | 7 | 16 | Issuance of Real Estate Brokerage License | 2 |
| 0% | 1 | 0 | Addition of Deputy – Real Estate Brokerage License | 3 |
| 0% | 0 | 0 | Replacement for Lost Document | 4 |
| 100% | 2 | 1 | Renewal of Deputy | 5 |
| 33% | 4 | 3 | Request to Renew Real Estate Broker ID | 6 |
| -100% | 0 | 1 | Request to Renew Real Estate Broker ID – Deputy | 7 |
| 0% | 1 | 1 | Request to Issue Real Estate Broker ID – Deputy | 8 |
| 11% | 10 | 9 | Request to Cancel Brokerage License | 9 |
| 0% | 0 | 0 | Request to Remove Deputy from Brokerage License | 10 |
| 67% | 35 | 21 | Request to Renew Brokerage License | 11 |
| 0% | 1 | 0 | To Whom It May Concern Certificate | 12 |
| -8% | 12 | 13 | Request to Issue Real Estate Broker ID | 13 |
| 12% | 73 | 65 | total | |

Upon reviewing the data from the Real Estate Management Department for the month of April 2025, it has been observed that a total of 73 transactions were processed, compared to 65 transactions in March 2025, reflecting an overall increase of 12%. These transactions encompassed nine different categories. The number of real estate brokerage license issuances reached 7, indicating a 56% decrease compared to the previous month. Only one transaction was recorded for the addition of a deputy to a brokerage license, while two transactions were processed for the renewal of a deputy, representing a 100% increase. Additionally, there were four transactions related to the renewal of real estate broker identification cards, marking a 33% increase. One transaction was registered for the issuance of a broker ID for a deputy.

Regarding license cancellations, ten brokerage license cancellation requests were submitted, reflecting an 11% increase. Renewal requests constituted the highest volume, with a total of 35 transactions, showing a significant increase of 67%. Furthermore, one certificate was issued under the "To Whom It May Concern" category for the month. Lastly, the number of newly issued real estate broker identification cards totaled 12, which represents an 8% decrease compared to the previous month.

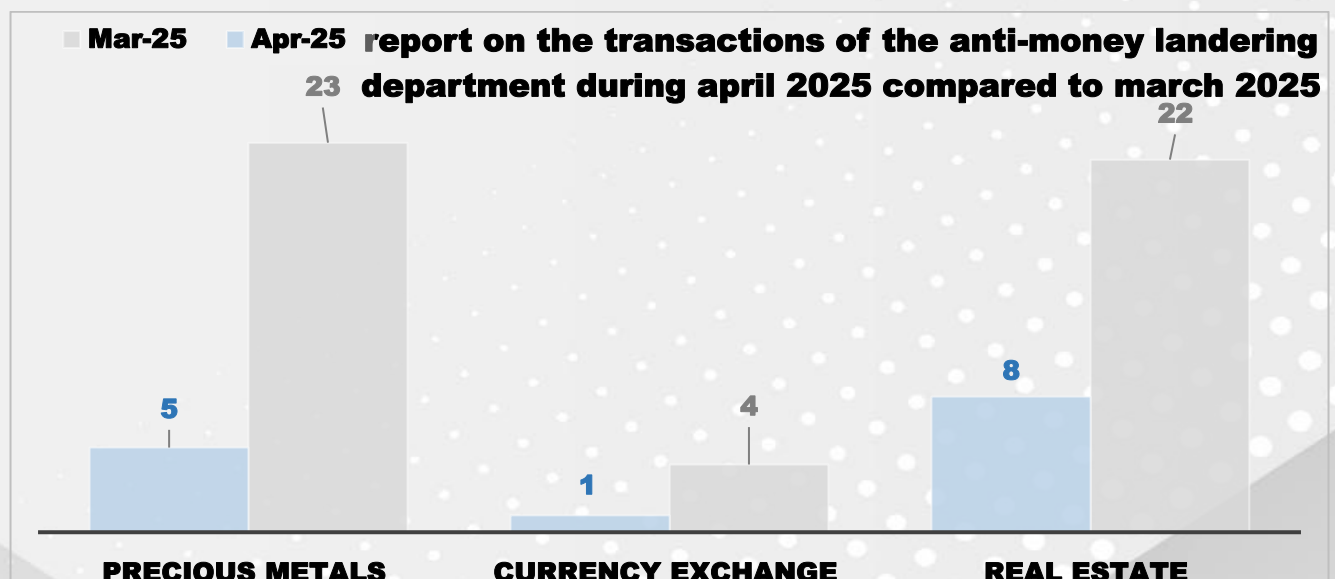
| Specific to the Profession of Real Estate Appraisers | | | | | | | |
|--|-----------|---|-------------------|-----------|------------|--|---|
| Corporations | | | Individuals | | | Transactions | |
| Percentage change | 2025April | March 2025 | Percentage change | 2025April | March 2025 | | |
| -100% | 0 | 1 | 0% | 0 | 0 | Application for Renewal of Real Estate Appraiser License | 1 |
| 0% | 0 | 0 | 0% | 0 | 0 | Application for New Real Estate Appraiser License | 2 |
| -100% | 0 | 1 | 0% | 0 | 0 | Total | |
| 12 | | Cumulative Total of Licensed GCC Brokers as of the End of the Period | | | | | |
| 1788 | | Cumulative Total of Licensed Kuwaiti Brokers as of the End of the Period | | | | | |
| 55 | | Cumulative Total of Licensed Real Estate Appraisers in Kuwait as of the End of the Period | | | | | |



Anti-Money Laundering and Counter-Terrorism Financing department

| Transactions | | March 2025 | | | April 2025 | | | Real Estate Percentage Change | Currency Exchange Percentage Change | Precious Metals Percentage Change |
|--------------------|--|-------------|-------------------|-----------------|-------------|-------------------|-----------------|-------------------------------|-------------------------------------|-----------------------------------|
| | | Real estate | Currency exchange | Precious metals | Real estate | Currency exchange | Precious metals | | | |
| 1 | Establishment Applications | 3 | 0 | 1 | 3 | 1 | 1 | 0% | 0% | 0% |
| 2 | Renewal and Amendment Applications | 5 | 1 | 8 | 2 | 0 | 4 | -60% | -100% | -50% |
| 3 | Office Audit | 4 | 2 | 7 | 0 | 0 | 0 | -100% | -100% | -100% |
| 4 | Field Audit and Inspections | 0 | 0 | 0 | 0 | 0 | 0 | 0% | 0% | 0% |
| 5 | Compliance Officer Appointment Request | 4 | 1 | 7 | 3 | 0 | 0 | -25% | -100% | -100% |
| 6 | Guidance Forms | 6 | 0 | 0 | 0 | 0 | 0 | -100% | 0% | 0% |
| Total transactions | | 22 | 4 | 23 | 8 | 1 | 5 | -64% | -75% | -78% |

Upon reviewing the data from the Anti-Money Laundering and Counter-Terrorism Financing Department for April 2025, a noticeable decline was observed across real estate, currency exchange, and precious metals transactions. Renewal and amendment requests dropped by 60% in the real estate sector, 100% in currency exchange, and 50% in the precious metals sector compared to the previous month. Additionally, office audit procedures recorded a 100% decrease across all three sectors. Requests for the appointment of compliance officers also declined—by 25% in real estate, and by 100% in both currency exchange and precious metals. Furthermore, transactions related to instruction forms in the real estate sector decreased by 100% compared to March 2025.



Department of Trademarks and Patents

| Trademarks Section | | | | |
|--------------------|------------|------------|---|---|
| percentage change | april 2025 | march 2025 | transactions | S |
| 9% | 1120 | 1031 | Trademark Registration Application | 1 |
| 40% | 1136 | 809 | Trademark Publication | 2 |
| -100% | 0 | 2 | Collective Trademark Registration Application | 3 |
| -70% | 3 | 10 | Appeal Against Trademark Registration Rejection or Conditional Approval | 4 |
| -38% | 18 | 29 | Opposition to Trademark Registration Acceptance | 5 |
| 10% | 724 | 661 | Trademark Renewal Application During the Final Year of Protection | 6 |
| 6% | 789 | 741 | Trademark Renewal Publication | 7 |
| -12% | 22 | 25 | License Publication | 8 |
| 15% | 3,812 | 3,308 | total | |

Subject: Trademark Section Data – April 2025

Upon reviewing the data from the **Trademark Section** for the month of **April 2025**, the following was observed:

The number of **trademark registration applications** reached **1,120 transactions** in April 2025, compared to **1,031 transactions** in March 2025, reflecting a **9% increase**.

The number of **trademark publications** amounted to **1,136 transactions**, showing a **40% increase**.

The number of **appeals against decisions to reject trademark registration or to suspend it on condition** was **3 transactions**, marking a **70% decrease** from the previous month.

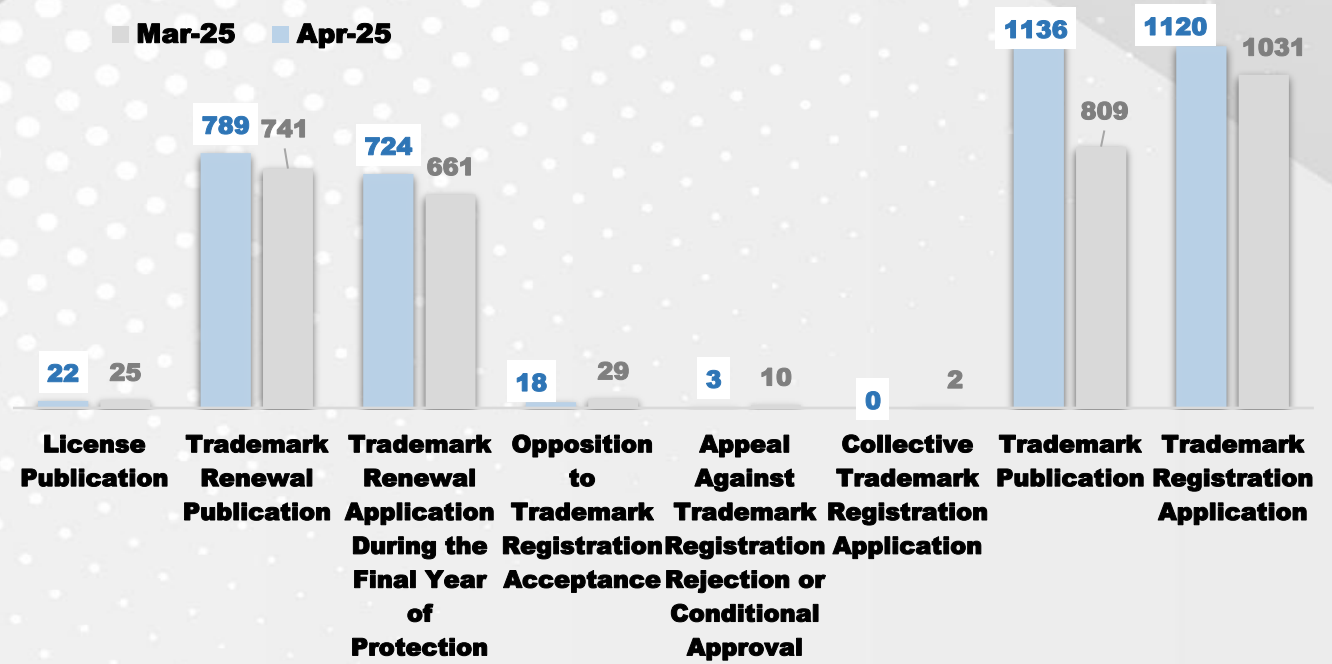
Requests for **opposition to trademark registration acceptance** numbered **18 transactions**, indicating a **38% decrease**.

Applications for **trademark renewal during the last year of its protection period** totaled **724 transactions**, with a **10% increase**.

The number of **renewal publications for trademarks** was **789 transactions**, reflecting a **6% increase**.

Finally, **license publication transactions** numbered **22 in April**, representing a **12% decrease**.

statement of trademark transactions for april 2025 compared to march 2025



Continued / Department of Trademarks and Patents

| trademark sections | | | | |
|--------------------|------------|------------|--|---|
| percentage change | april 2025 | march 2025 | transactions | S |
| 133% | 7 | 3 | Patent Application Requests – Individuals | 1 |
| 19% | 56 | 47 | Patent Application Requests – Companies | 2 |
| 0% | 1 | 0 | Patent Grant and Publication – Individuals | 3 |
| -33% | 2 | 3 | Patent Grant and Publication – Companies | 4 |
| 250% | 7 | 2 | Correction, Amendment, or Addition to Patent Application – Companies | 5 |
| -100% | 0 | 1 | Request for Provisional Protection – Individuals | 6 |
| 0% | 2 | 0 | Transfer of Application Rights or Patent Ownership – Companies | 7 |
| -100% | 0 | 1 | Patent Application Requests – Applicant | 8 |
| 32% | 75 | 57 | total transactions | |

Subject: Patent Section (Individuals) – April 2025 Activity Summary

Upon reviewing the data from the Patent Section (Individuals) for the month of April 2025, the following was observed:

The number of individual patent application requests reached 7 transactions, reflecting an increase of 133% compared to the previous month.

The number of company patent application requests reached 56 transactions, showing an increase of 19%.

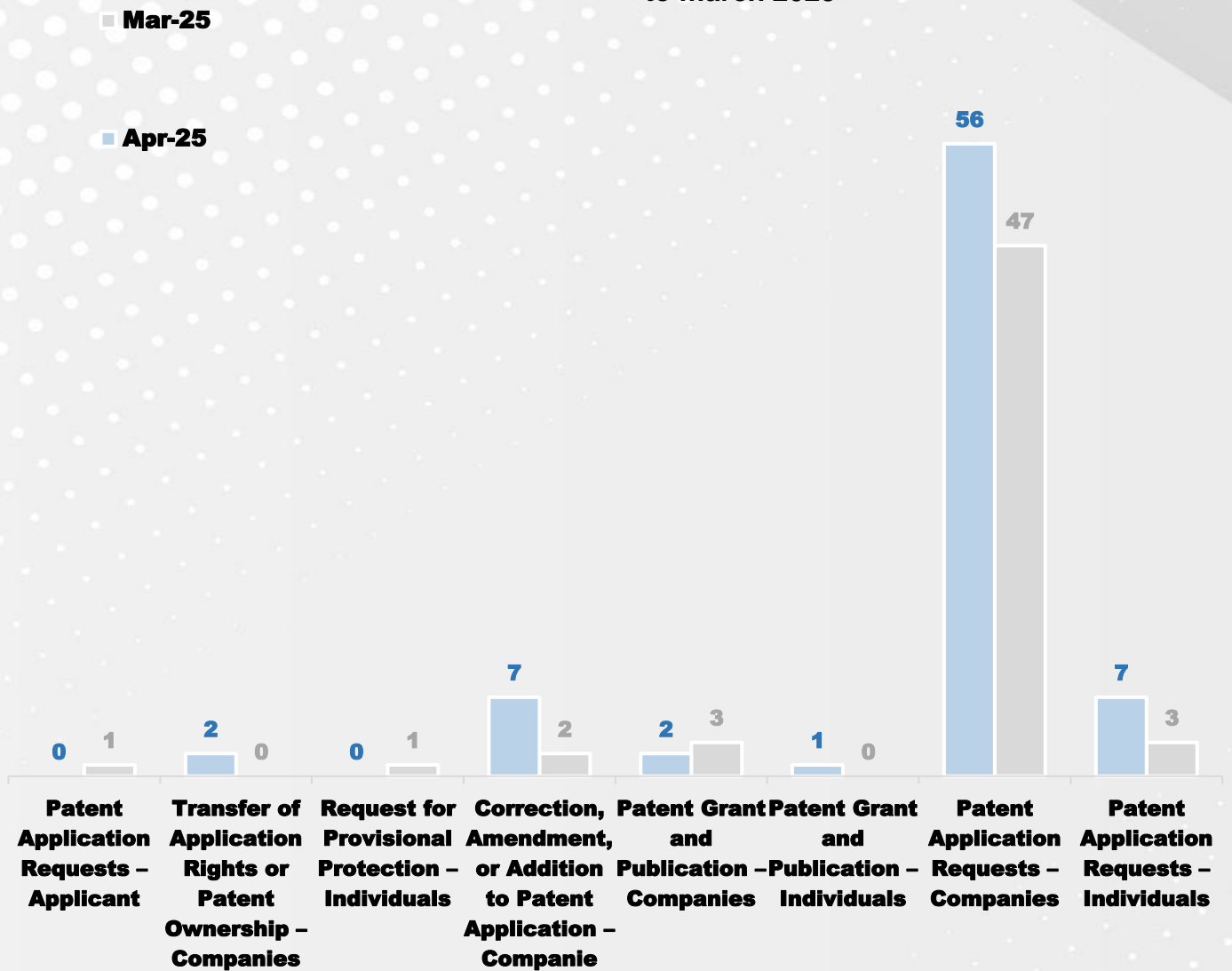
Additionally, 1 patent grant and publication was recorded for individuals, and 2 patent grants and publications were recorded for companies, representing a 33% decrease compared to the previous month.

Furthermore, correction, amendment, or addition to a patent application – companies accounted for 7 transactions, with an increase of 250%.

As for **requests to transfer application rights or patent ownership – companies**, 2 transactions were recorded.

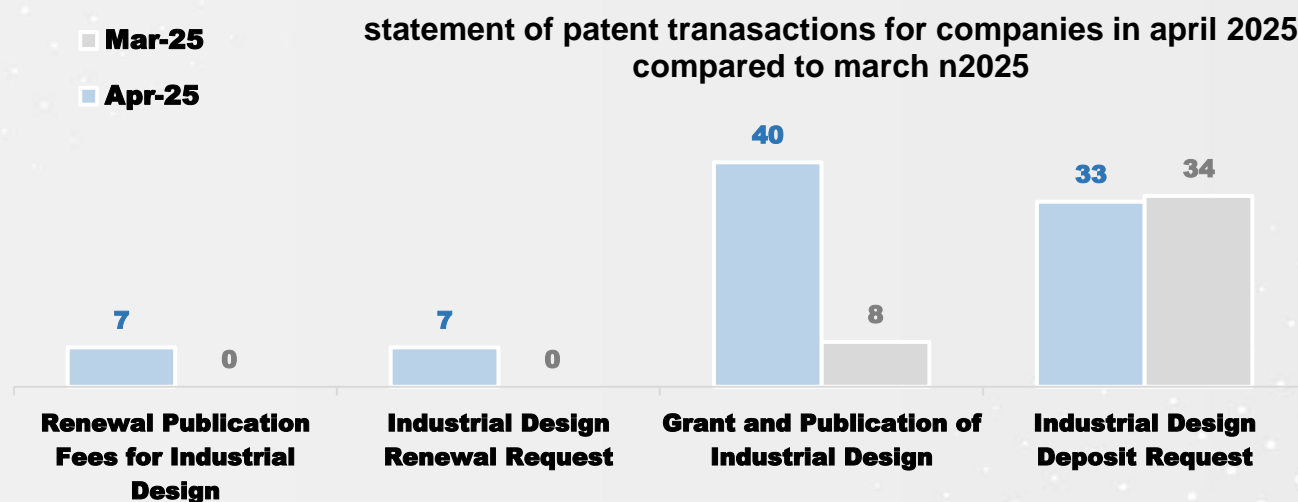
The **total number of transactions** in April 2025 amounted to **75**, marking a **32% increase** compared to the previous month.

statement of patent transactions for individuals in april 2025 compared to march 2025



Continued / Department of Trademarks and Patents

| Industrial Designs Section | | | | |
|----------------------------|------------|------------|--|---|
| percentage change | april 2025 | march 2025 | transactions | s |
| -3% | 33 | 34 | Industrial Design Deposit Request | 1 |
| 400% | 40 | 8 | Grant and Publication of Industrial Design | 2 |
| 0% | 7 | 0 | Industrial Design Renewal Request | 3 |
| 0% | 7 | 0 | Renewal Publication Fees for Industrial Design | 4 |
| 107% | 87 | 42 | total transactions | |



International Relations Department

Value in Kuwaiti Dinar

Non-Oil Kuwaiti-Origin Exports

| percentage change | Export Value | | percentage change | Certificates | | Country Names | S |
|-------------------|---------------|---------------|-------------------|--------------|------------|--|---|
| | april 2025 | march 2025 | | april 2025 | march 2025 | | |
| -45% | 130774932.361 | 239612056.000 | -15% | 1564 | 1834 | Gulf Cooperation Council (GCC) Countries | 1 |
| -78% | 11294550.400 | 52220746.457 | -6% | 454 | 481 | Arab and Islamic Countries | 2 |
| -13% | 81832696.419 | 94439015.346 | -33% | 12 | 18 | European Countries | 3 |
| 116% | 344350.969 | 159324.297 | 250% | 14 | 4 | African Countries | 4 |
| -4% | 215186.512 | 224543.780 | -31% | 9 | 13 | Countries of the Americas | 5 |
| -100% | 1026.000 | 29826725.132 | -40% | 3 | 5 | Asian Countries and Australia | 6 |
| -46% | 224462742.661 | 416482411.012 | -13% | 2056 | 2355 | total | |

Subject: Kuwaiti Non-Oil Exports – April 2025 Report

International Relations Department (Kuwaiti Exports Section) Upon reviewing the data from the International Relations Department – Kuwaiti Exports Section for the month of April 2025, the following has been observed: The total value of non-oil Kuwaiti origin exports amounted to approximately KD 224 million, distributed across the following regions: Gulf Cooperation Council (GCC) countries, Arab and Islamic countries, European countries, African countries, countries of the American continents (North and South), Asian countries, and Australia. Exports to GCC countries totaled KD 131 million, reflecting a 45% decrease compared to the previous month. Exports to Arab and Islamic countries amounted to approximately KD 11 million, showing a 78% decrease from the previous month.

Exports to European countries reached KD 82 million, with a 13% decrease compared to March 2025.

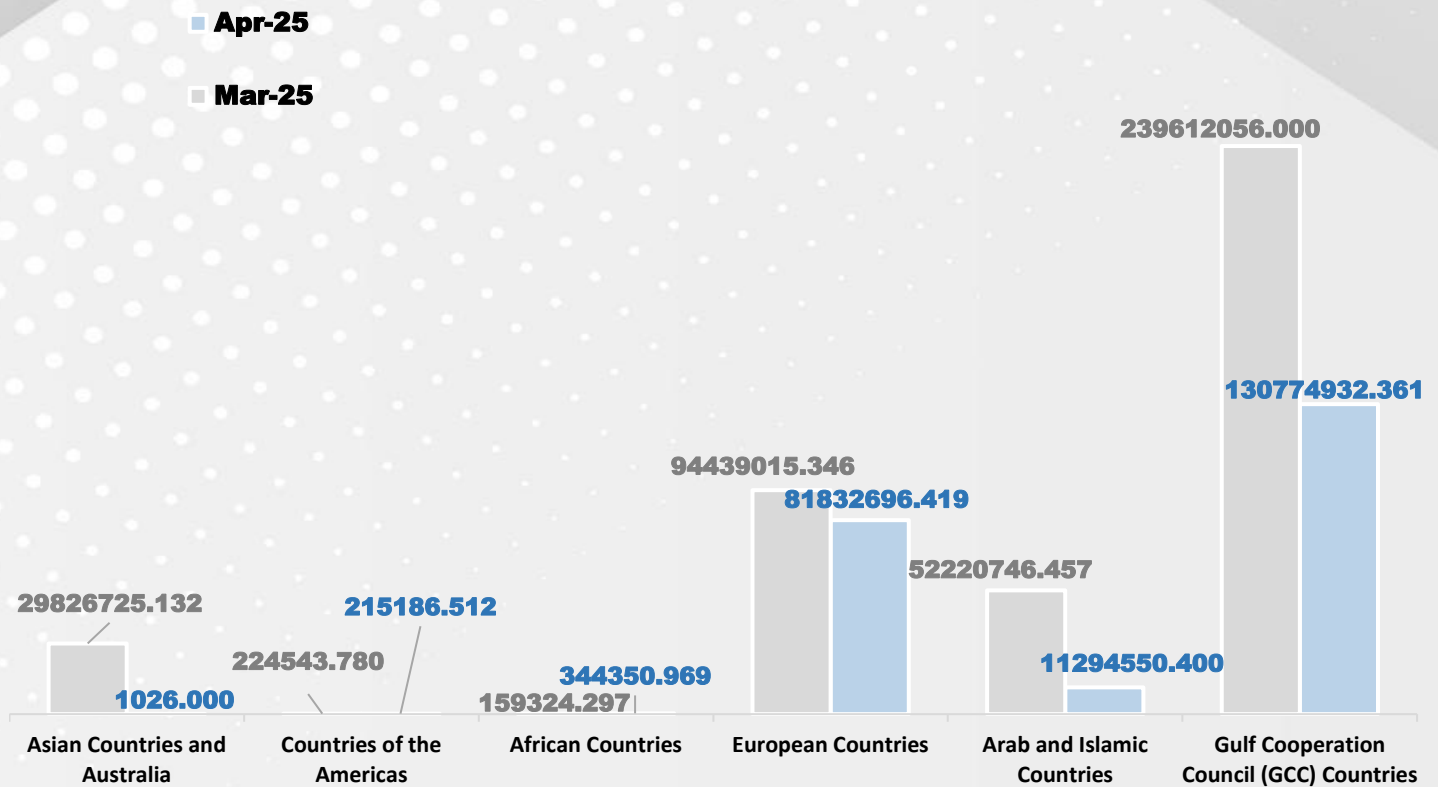
Exports to African countries amounted to KD 344,000, reflecting a 116% increase.

Exports to countries in North and South America were KD 215,000, indicating a 4% decrease from the previous month.

As for Asian countries and Australia, the export value was KD 1,000, showing a 100% decrease.

Overall, there was a 46% decrease in the total value of Kuwaiti exports in April 2025 compared to the previous month.

statement of the value of kuwait origin exports in april 2025 compared to march 2025



Number of Licenses Issued for Temporary Commercial Exhibitions Within Kuwait – April 2025 Compared to March 2025"

| Exhibitions Department | | | | |
|------------------------|------------|------------|---|---|
| percentage change | april 2025 | march 2025 | transactions | م |
| -45% | 18 | 33 | Issuance of Temporary Commercial Exhibition License | 1 |
| 0% | 0 | 0 | Issuance of Temporary Exhibition License for Gold and Jewellery | 2 |
| -45% | 18 | 33 | total | |

Subject: Temporary Commercial Exhibition Licenses – April 2025 Report

Upon reviewing the data from the **International Relations Department (Exhibitions Section)** for the month of **April 2025**, the following has been noted:

A total of **18 temporary commercial exhibition licenses** were issued within Kuwait during April 2025, compared to **33 licenses** issued in March 2025, reflecting a **45% decrease**.

Supply Department

Amount in Kuwaiti Dinar (rounded to the nearest Dinar)

| rounded to the nearest Kuwaiti Dinar | Disbursed support | | Subsidized Materials | S |
|--------------------------------------|-------------------|------------|------------------------------------|---|
| percentage change | april 2025 | march 2025 | | |
| -56% | 7,933,064 | 18,230,972 | Essential Goods | 1 |
| -23% | 1,251,216 | 1,615,796 | Milk and Infant Nutrition Products | 2 |
| 1% | 15,923,481 | 15,723,321 | Construction Materials | 3 |
| -29% | 25,107,760 | 35,570,088 | total | |

Subject: Supply Department – April 2025 Support Summary

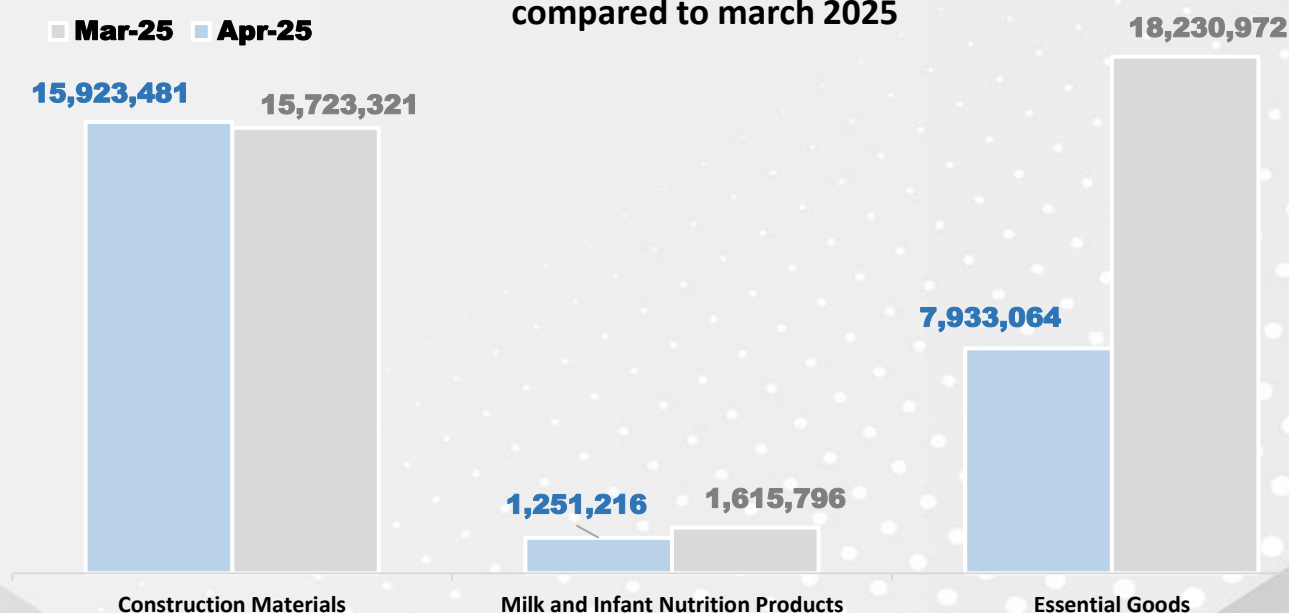
Upon reviewing the data of the Supply Department for April 2025, the following has been observed:

During the month of April 2025, the Ministry provided support for various subsidized materials amounting to approximately KD 25 million. Of this amount, KD 8 million was allocated to a group of essential items distributed through the ration card system, representing 32% of the total subsidies disbursed in April 2025, and reflecting a 56% decrease compared to the previous month.

Support for milk and infant nutrition products amounted to approximately KD 1 million, accounting for 5% of the total subsidies, and marking a 23% decrease compared to March 2025.

As for construction materials, the total value reached approximately KD 16 million, representing 63% of the overall subsidies provided during the month, with a 1% increase compared to March 2025.

the monthly index of disbursed subsidy amounts for april 2025 compared to march 2025



Continued / Supply Department

| Beneficiaries | | | | Ration Cards | | | | S |
|-------------------|------------|------------|------------------------------------|-------------------|------------|------------|-----------------------------|---|
| percentage change | april 2025 | march 2025 | transactions | percentage change | april 2025 | march 2025 | transactions | |
| 66% | 13194 | 7964 | Add Individual to Ration Card | -1% | 512 | 517 | Issuance of Ration Card | 1 |
| 45% | 493 | 341 | Update Individual's Information | 48% | 518 | 349 | Renewal of Ration Card | 2 |
| 42% | 3513 | 2480 | Remove Individual from Ration Card | 18% | 40 | 34 | Cancellation of Ration Card | 3 |

271089

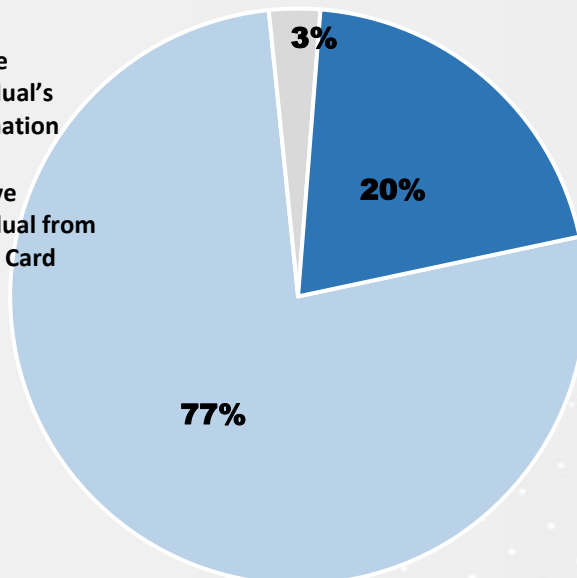
Statement of the Cumulative Number of Ration Cards up to the End of April 2025

2281176

Statement of the Cumulative Number of Beneficiaries of Subsidies up to the End of April 2025

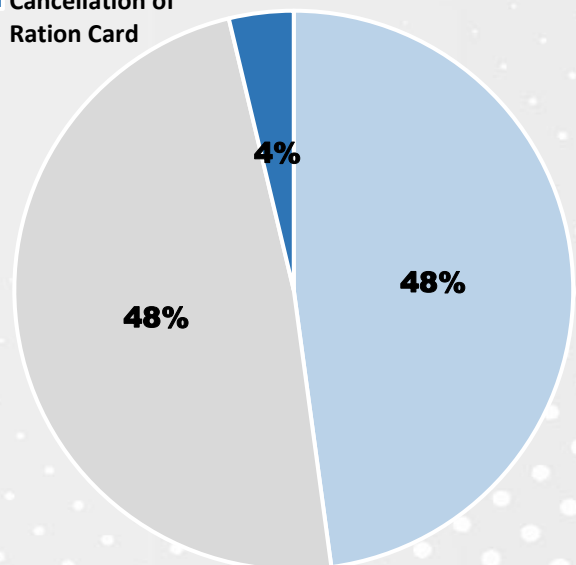
the statistical index of beneficiaries ration transactions for april 2025

- Add Individual to Ration Card
- Update Individual's Information
- Remove Individual from Ration Card



the index of beneficiaries ration transactions for april 2025

- Issuance of Ration Card
- Renewal of Ration Card
- Cancellation of Ration Card



Continued / Supply Department

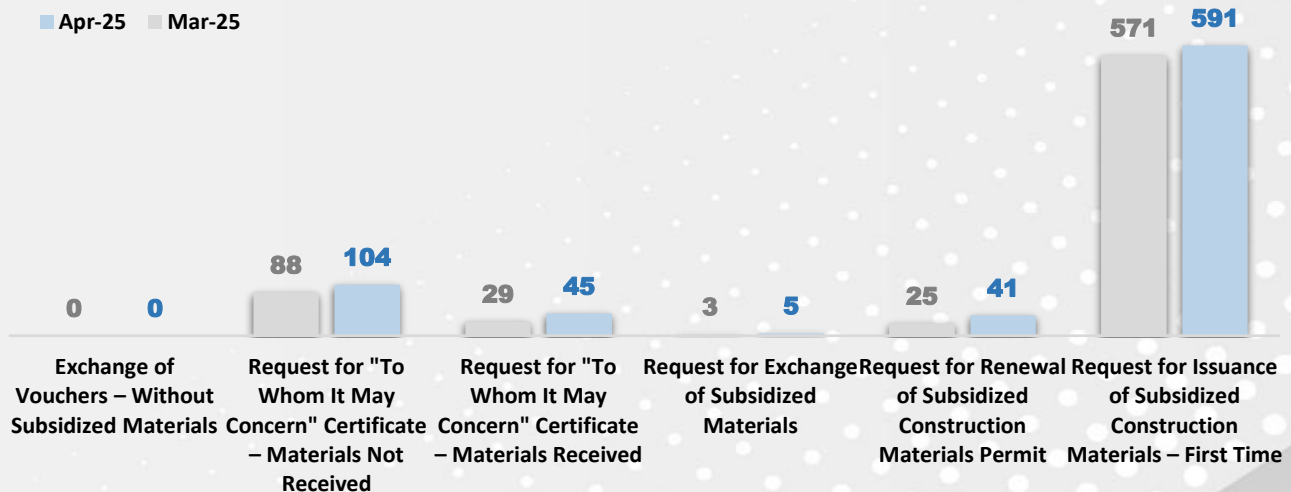
| percentage change | april 2025 | march 2025 | transactions | S |
|-------------------|------------|------------|---|---|
| 4% | 591 | 571 | Request for Issuance of Subsidized Construction Materials – First Time | 1 |
| 64% | 41 | 25 | Request for Renewal of Subsidized Construction Materials Permit | 2 |
| 67% | 5 | 3 | Request for Exchange of Subsidized Materials | 3 |
| 55% | 45 | 29 | Request for "To Whom It May Concern" Certificate – Materials Received | 4 |
| 18% | 104 | 88 | Request for "To Whom It May Concern" Certificate – Materials Not Received | 5 |
| 0% | 0 | 0 | Exchange of Vouchers – Without Subsidized Materials | 6 |
| 10% | 786 | 716 | total | |

Upon reviewing the data of the Supply Department (Construction Materials) for April 2025, the following was observed: A total of 591 requests were submitted for the first-time issuance of subsidized construction materials, representing a 4% increase compared to the previous month. 41 renewal requests for the issuance of subsidized construction material permits were recorded, showing a 64% increase.

5 requests were submitted for exchanging subsidized materials, marking a 67% increase.

Additionally, 45 certificates were issued under "To Whom It May Concern – Materials Received", reflecting a 55% increase, while 104 certificates were issued under "To Whom It May Concern – Materials Not Received", showing an 18% increase compared to the previous month.

achievement report index for construction supply during april 2025



Key Decisions Issued During April 2025

Ministerial Decisions:

***Ministerial Decision No. (42) of 2025**, dated **10/04/2025**, regarding the **addition of food items to the ration card** (Corn Flakes \ All-Bran Corn Flakes) at reduced prices.

***Ministerial Decision No. (44) of 2025**, dated **13/04/2025**, regarding the **addition of infant formula products to the ration card** (Novalac AR1, Novalac AR2, Novalac IT1, Novalac IT2, Novalac AC) — (subsidized).

***Ministerial Decision No. (48) of 2025**, dated **17/04/2025**, approving the organization of the **“Gold, Jewelry, and Precious Metals Exhibition.”**

***Ministerial Decision No. (74) of 2025**, dated **28/04/2025**, regarding the **regulations for unifying the location of commercial activities.**

counclution

This concludes our report, in which we have diligently presented all available data and statistics from most of the ministry's departments, demonstrating the extent of their growth. We have highlighted the key indicators and illustrated them through charts and graphs, alongside providing our statistical analysis of the monthly indicators.

We hope this report successfully reflects the most important aspects influencing the development and advancement of the ministry. We trust that this report meets your expectations, and we ask for Allah's guidance and success.