



وزارة التجارة والصناعة
MINISTRY OF COMMERCE AND INDUSTRY

2023

**monthly economic
newsletters**

November

**Abridged of most important
achievement for the
managements in the ministry**

**Prepared by
planning and research
Department**

Contents

introduction

Kuwait business center (KBC)

Commercial censorship department

Anti-commercial fraud and awareness

Consumer protection department

Join-stock companies department

Commercial licenses department

Personal company's department

Real state department

Anti-money laundering department

Trademark and patent department

A- trademark

B- patent

International relation department

A-Origin exports department

B- exhibition

Supply department

The most prominent administrative and ministerial decisions issued in January 2022

Conclusion



Introduction

We present to you this monthly economic newsletter a monthly publication that monitors the most important statistics and special achievement in the departments of ministry of commerce and industry and most prominent monthly economic events, issued specifically to those interested in the economic affairs of the state of Kuwait in general on the ministry's website.

Al Sabah Jawahar Al

**Director of Planning and
Research Department**



MOCI.GOV.KW



[Mociq8](#)

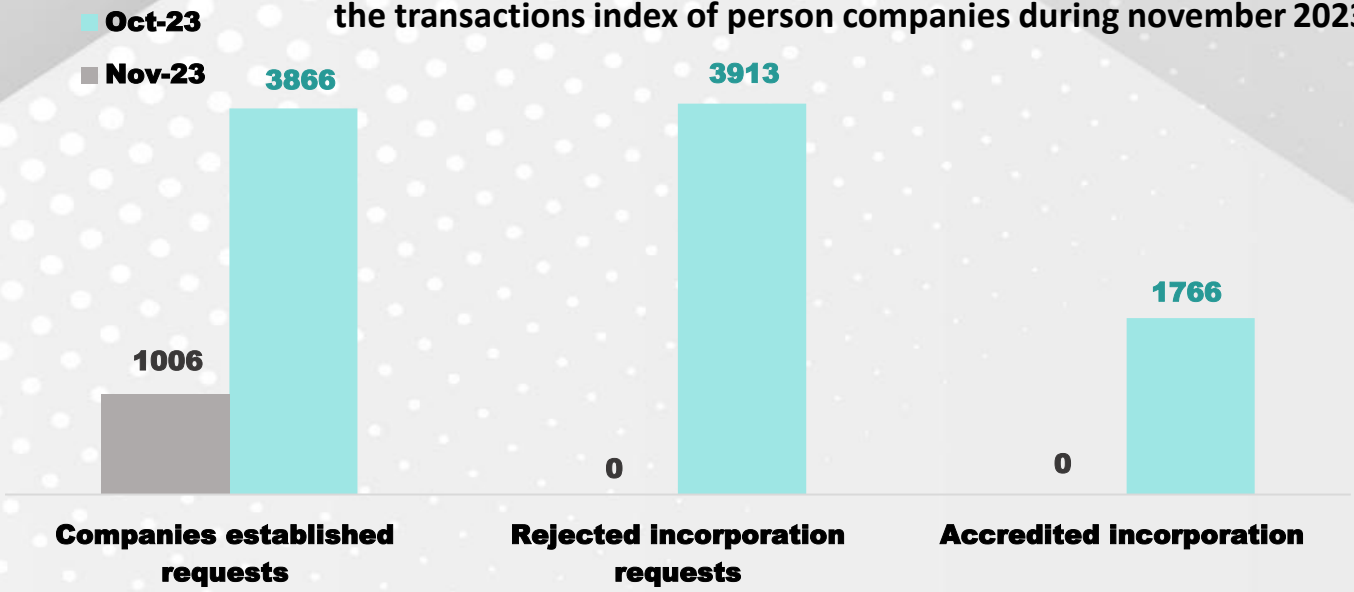
Kuwait business center (KBC)

Transactions	Companies of persons			Mobile Vehicle Companies			Micro Enterprises			Companies of a special nature		
	October 2023	November 2023	Percentage change	October 2023	November 2023	Percentage change	October 2023	November 2023	Percentage change	October 2023	November 2023	Percentage change
Approved Establishment Applications	1766	0	-100%	0	0	0%	138	0	-100%	351	234	-33%
Rejected Applications for Incorporation	3913	0	-100%	0	0	0%	381	0	-100%	672	526	-22%
Total licenses issued	3866	1006	-74%	0	0	0%	216	238	10%	839	608	-28%
Total Transactions	9545	1006	-89%	0	0	0%	735	238	-68%	1862	1368	-27%

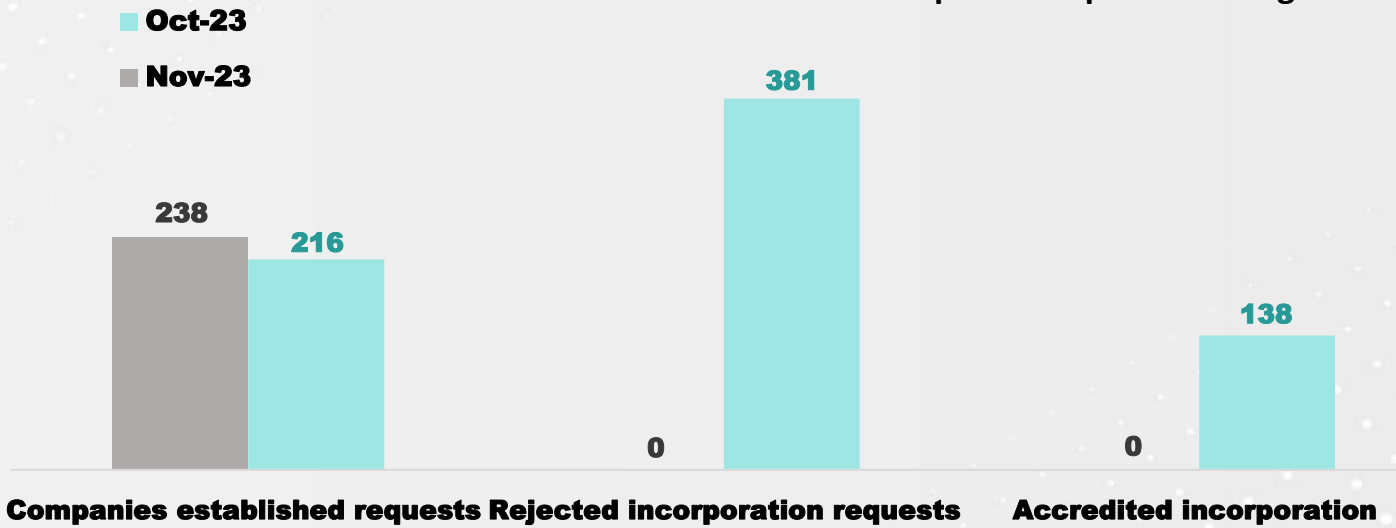
Referring to the data collected in the table above, and by analyzing some of the available data, we find that the approved applications for the month of November 2023 were 234 for companies of a special nature, while 526 applications for incorporation submitted to companies of a private nature were rejected, while the total licenses issued were 1006 licenses for companies of persons, 238 licenses for micro companies and 608 licenses for companies of a special nature, as evidenced by a decrease in the percentage of change Total transactions in personal companies by 89%, micro companies by 68% and private companies by 27% in November 2023.



the transactions index of person companies during november 2023

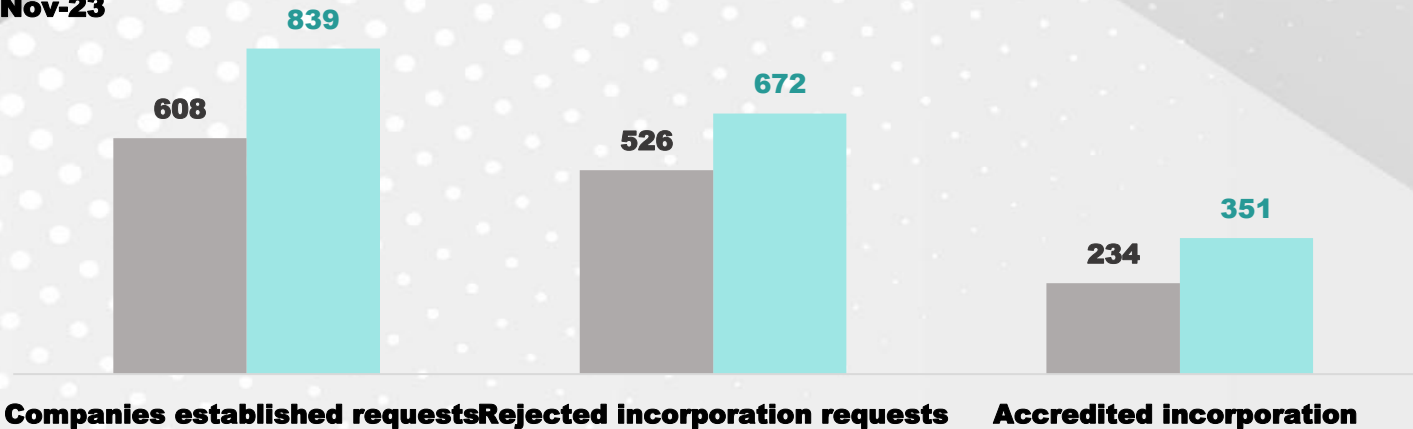


the transactions of microenterprice companies during november



the transactions index of a privet nature companies during november 2023

■ Oct-23
■ Nov-23

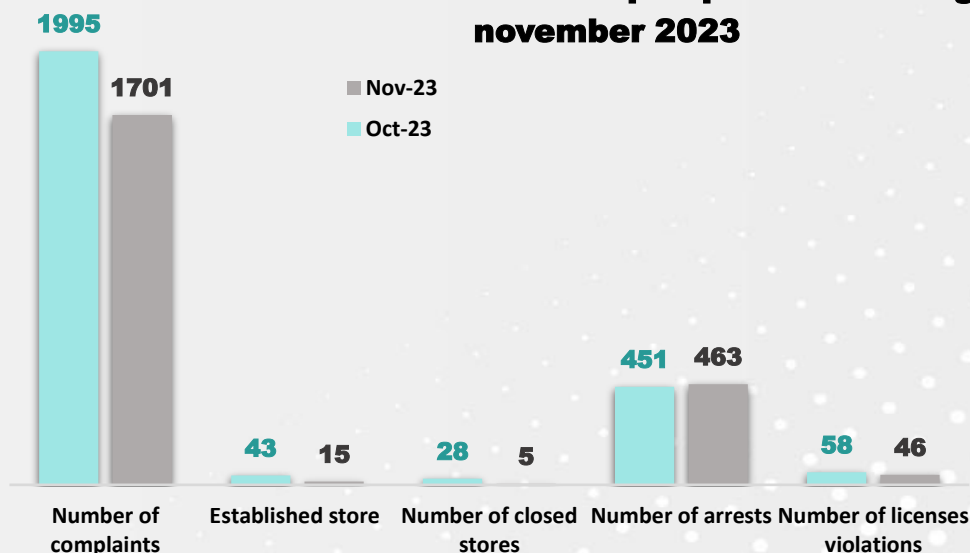


Commercial Control Department

M	Work of inspectors	October 2023	November 2023	Percentage change
1	Number of license violations	58	46	-21%
2	Number of seizure reports	451	463	3%
3	Number of shop closures	28	5	-82%
4	Number of shops opening	43	15	-65%
5	Number of complaints	1995	1701	-15%

The work of the inspectors of the Commercial Control Department amounted to **(46)** commercial violations in November 2023, where they decreased by 21% compared to the previous month, and the number of seizure reports for the month of November 2023 reached **(463)** minutes, an increase of 3% compared to October 2023, and **(5)** shops were closed in November 2023, a decrease of 82% from the previous month, and **(15)** shops were opened in November 2023, a decrease of 65% compared to October 2023, and we note an increase in the number of complaints submitted, reaching **(1701)** complaints, a decrease of 15% from the month of October 2023.

the index of inspectors transactions for commercial censorship department during november 2023



Fraud Suppression and Awareness Department

M	Transactions	October 2023	November 2023	Percentage change
1	Request for Confirmation of Country of Origin	0	0	0%
2	Releases	0	0	0%
Total		0	0	0%



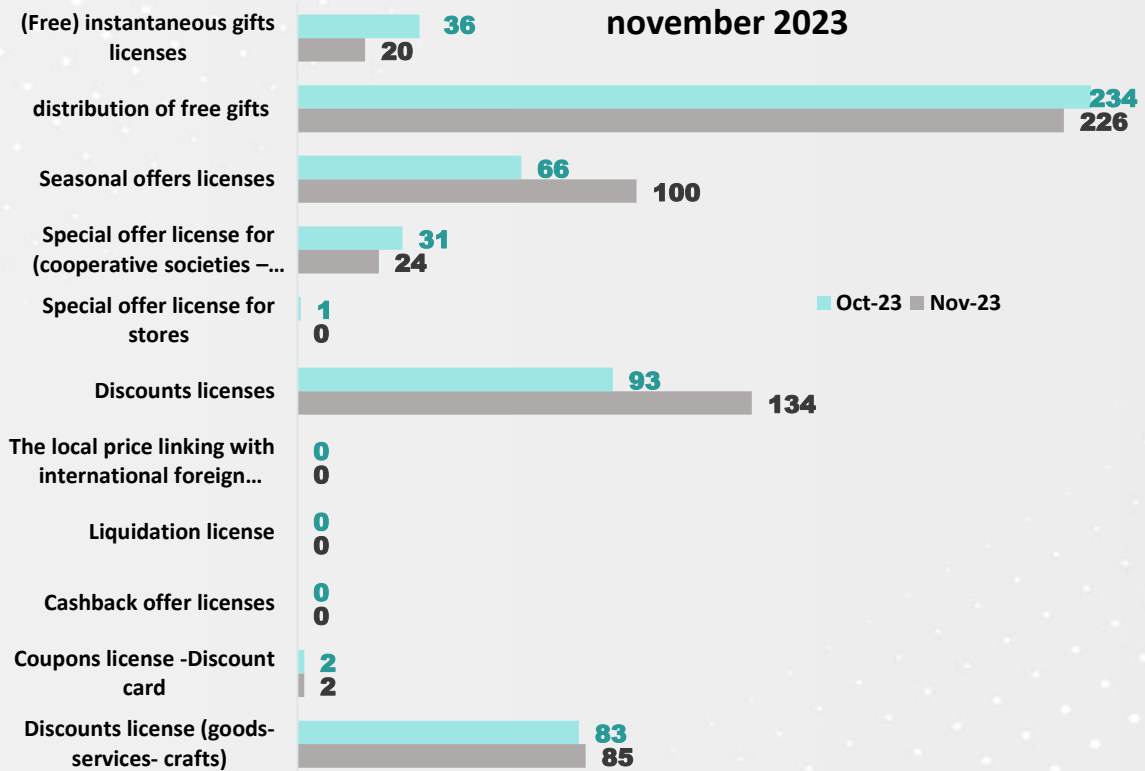
Consumer Protection Department

M	Transactions	October 2023	November 2023	Percentage change
1	Free prize draw	36	20	-44%
2	Distribution of free gifts	234	226	-3%
3	Seasonal Offers License	66	100	52%
4	Special offer license (for cooperative societies - central markets)	31	24	-23%
5	Special offer license for shops	1	0	-100%
6	Download Licensing	93	134	44%
7	Linking the local price to the prices of foreign and international sites and applications	0	0	0%
8	Liquidation License	0	0	0%
9	License Cashback Offers	0	0	0%
10	Coupon Distribution License - Discount Card	2	2	0%
11	Discounts license (goods - services - crafts)	83	85	2%
	comprehensive	546	591	8%
	Number of summons books	2	5	150%
	Number of vehicles required for manufacturing defects	144	1253	770%

20 transactions (free prize draw) were issued in November 2023 compared to 36 transactions in October 2023, a decrease of 44%, 226 transactions were issued (distribution of free gifts), a decrease of 3% compared to the previous month, and 100 transactions were issued (seasonal offers license).) increased by 52% compared to the previous month, and the transactions of a special offer license (cooperative societies / central markets) for the month of November 2023 witnessed (24) transactions, a decrease of 23% compared to the previous month, and (Sale license) recorded an increase in the number of transactions estimated at (134) transactions for the month of November 2023, while its number reached (93) for the month of October 2023, with an estimated increase of 44%, coupon license transactions - discount card recorded 2 transactions for the month of November 2023, and the announced discount license transactions (goods, services, letters) recorded 85 transactions, an increase of about 2% over the month. Previously, noting that 5 summons letters have been prepared, and the number of vehicles required for manufacturing defects is (1253) vehicles for the month of November 2023, an increase of 770% compared to October 2023.



the index of consumer protection department during november 2023



Management of Joint Stock Companies

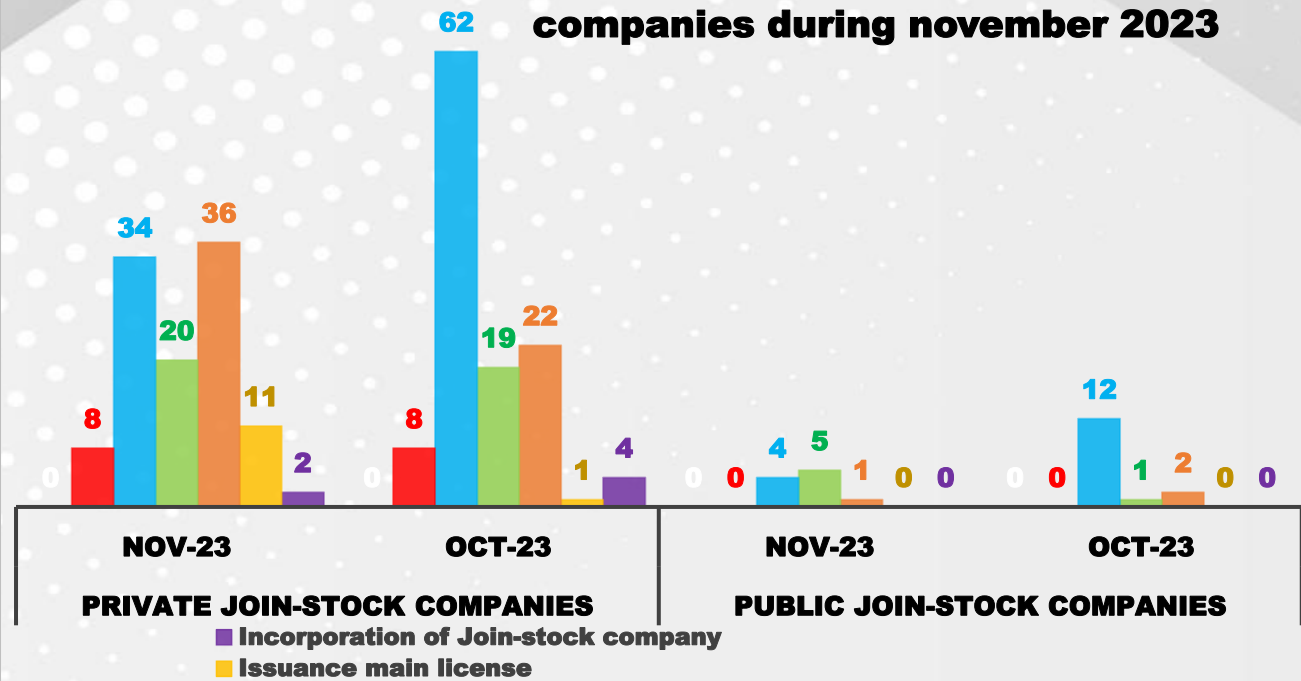
M	Transaction Type	Public Joint Stock Companies			Closed Joint Stock Companies		
		October 2023	November 2023	Percentage change	October 2023	November 2023	Percentage change
1	Establishment of a joint stock company	0	0	0%	4	2	-50%
2	Issuance of a master license	0	0	0%	1	11	1000%
3	Renewal of a master license	2	1	-50%	22	36	64%
4	Issuing a branch license	1	5	400%	19	20	5%
5	Branch License Renewal	12	4	-67%	62	34	-45%
6	Cancel a branch license	0	0	0%	8	8	0%
7	Replacement of lost or damaged license	0	0	0%	0	0	0%

By reviewing the data related to the management of joint stock companies, we found the following:

2 closed joint stock companies were established in November 2023, 11 main licenses were issued for closed joint stock companies, 1 main licenses were renewed for public shareholding companies and 36 main licenses for closed joint stock companies, 5 licenses were issued for branches of public shareholding companies, an increase of 400% compared to the previous month, and 20 licenses for branches of closed joint stock companies in November. 2023, 4 licenses were renewed for branches of public shareholding companies, a decrease of 67% compared to the previous month, 34 licenses for branches of closed joint stock companies, a decrease of 45% compared to the previous month, and 8 branches in closed joint stock companies were canceled in November 2023.



the transactions index of privet join-stock companies during november 2023



Follower / Management of Joint Stock Companies

Percentage change	November 2023	October 2023	Transactions of auditors and auditors	M
-50%	1	2	Issuing a Practice License	1
0%	1	1	Renewal of a practice license	2
0%	0	0	Replacement of lost or damaged practice license	3
-100%	0	1	Registration in the auditors' register	4
0%	0	0	Appointment of an external auditor	5

As for the index of transactions of auditors and auditors in November 2023, 1 practice license was issued and 1 practice license was renewed.



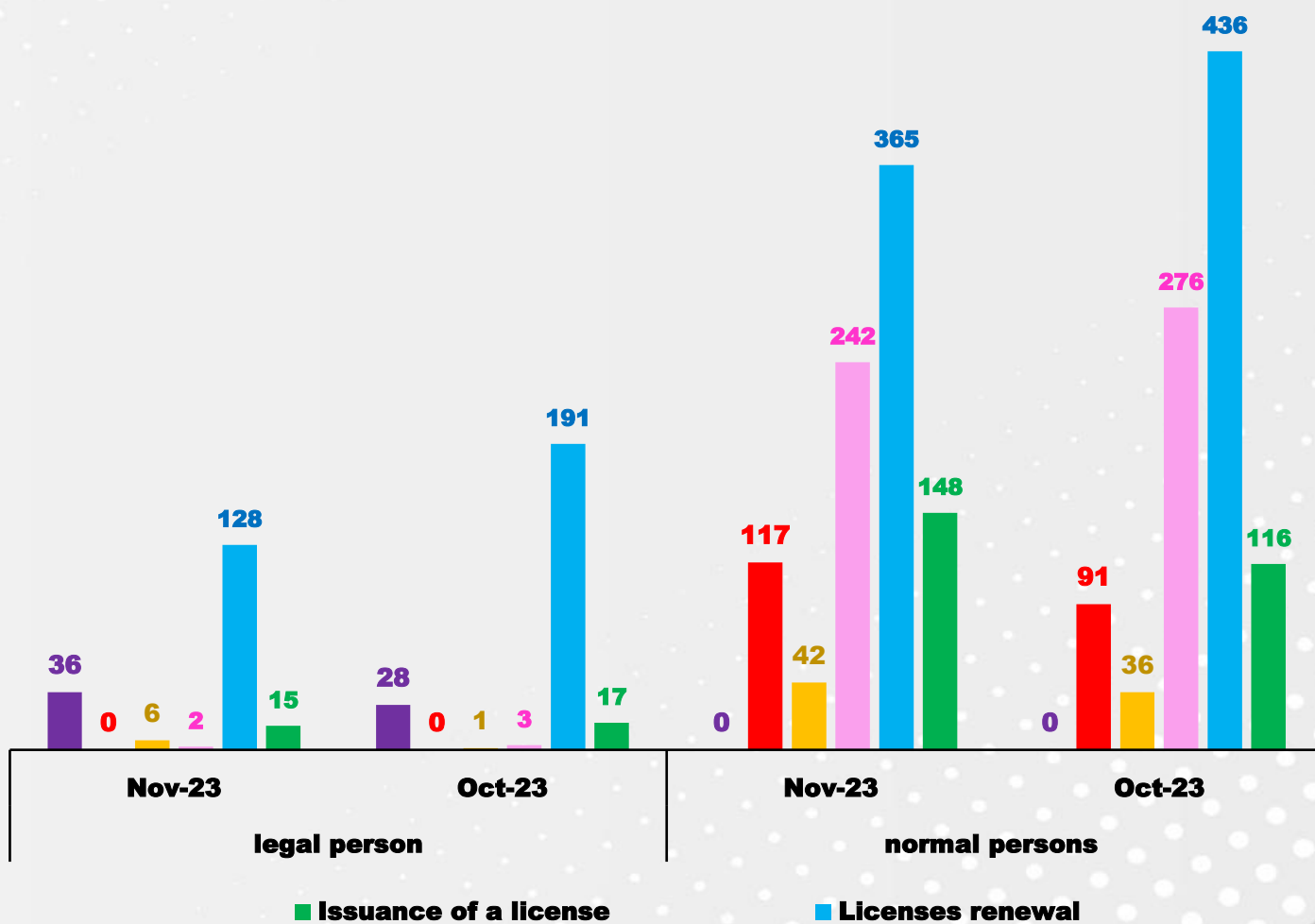
Commercial Licensing Department

Legal Entity			Natural person			Transaction Type	M
Percentage change	November 2023	October 2023	Percentage change	November 2023	October 2023		
-12%	15	17	28%	148	116	Issuing a new license	1
-33%	128	191	-16%	365	436	License Renewal	2
-33%	2	3	-12%	242	276	Change address	3
500%	6	1	17%	42	36	Modify an activity (change-add-cancel)	4
0%	0	0	29%	117	91	License Cancellation	5
29%	36	28	0%	0	0	Replacement license	6
-22%	187	240	-4%	914	955	comprehensive	

Looking at the transaction data of the Commercial Licensing Department, 148 new licenses were issued for natural person in November 2023 compared to 116 in October 2023, 15 licenses were issued for legal person compared to 17 in October 2023, 365 licenses were renewed in November 2023 compared to 436 licenses in the previous month for natural person and **128** licenses for legal person in November 2023 compared to 191 licenses in October 2023, while the address change transaction was changed 242 licenses for natural person. In November 2023, the title of No. 2 for the legal person was changed in November 2023, and as for the amendment of activities, 42 activities for natural person and 6 activities for legal person were amended in November 2023, 117 licenses for natural person were canceled in November 2023, and 36 licenses were extracted to replace lost legal person in November 2023.



the legal and normal persons transactions during november 2023 compared to october 2023



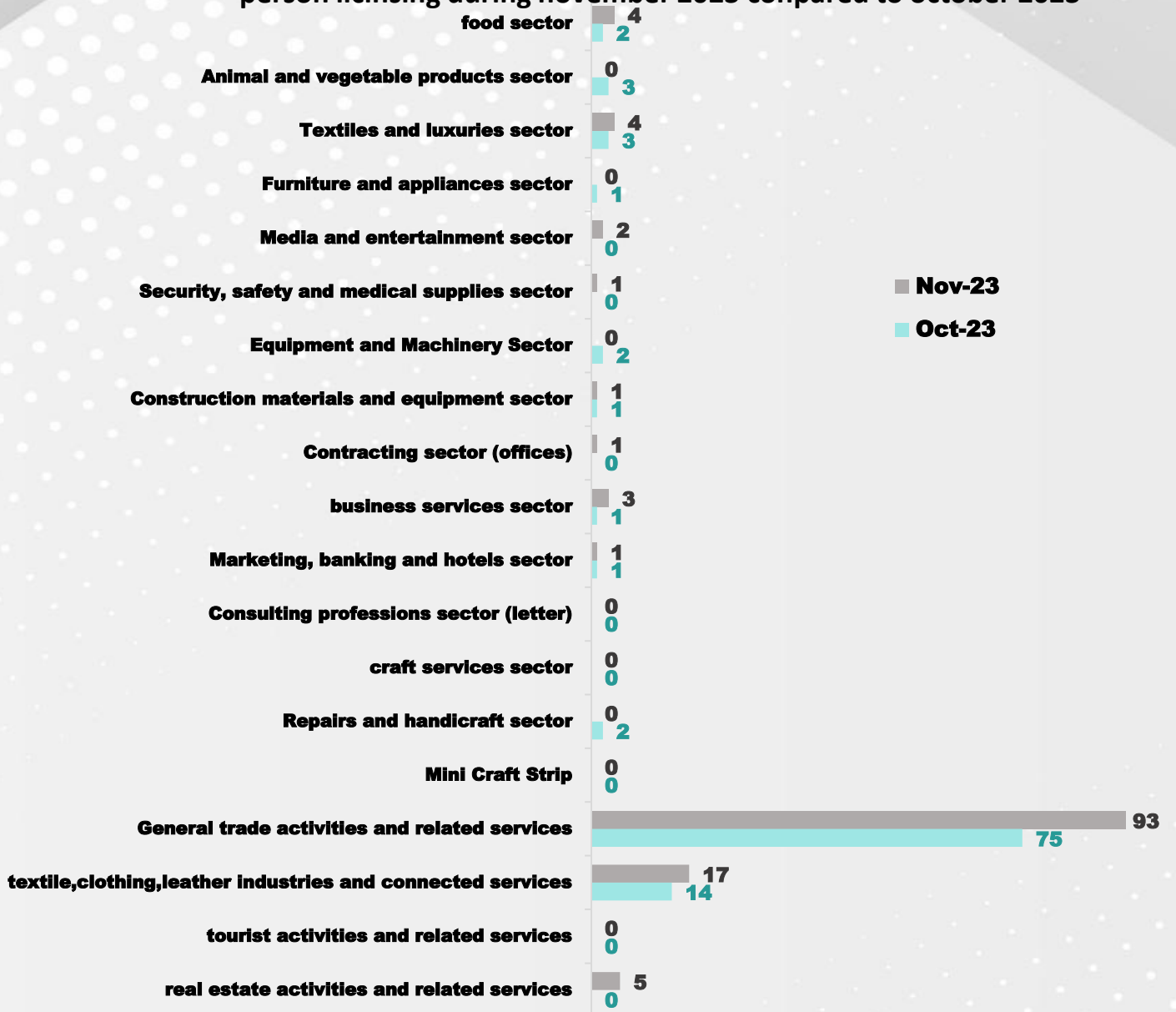
Follower / Commercial Licenses Department

M	Number of Institutions by Sectors	Natural person			Legal Entity		
		October 2023	November 2023	Percentage change	September 2023	November 2023	Percentage change
1	Food Sector	2	4	100%	0	0	0%
2	Animal and Plant Products Sector	3	0	-100%	0	0	0%
3	Textiles and Accessories Sector	3	4	33%	0	0	0%
4	Furniture & Appliances Sector	1	0	-100%	0	0	0%
5	Media and Entertainment Sector	0	2	0%	0	0	0%
6	Security, Safety and Medical Supplies Sector	0	1	0%	0	0	0%
7	Equipment & Machinery Sector	2	0	-100%	0	0	0%
8	Construction Materials & Equipment Sector	1	1	0%	0	0	0%
9	Contracting Sector (Offices)	0	1	0%	0	0	0%
10	Business Services Sector	1	3	200%	0	0	0%
11	Marketing, banking and hotels sector	1	1	0%	0	0	0%
12	Consulting Professions Sector (Harf)	0	0	0%	0	0	0%
13	Craft Business Services Sector	0	0	0%	0	0	0%
14	Repairs and crafts sector	2	0	-100%	0	0	0%
15	Simple Crafts Sector	0	0	0%	0	0	0%
16	General trading activities and related services	75	93	24%	6	6	0%
17	Industries for textiles, clothing, leather and related services	14	17	21%	0	0	0%
18	Tourism activities and related services	0	0	0%	0	0	0%
19	Real Estate Activities and Related Services	0	5	0%	0	0	0%
Total		105	132	26%	6	6	0%

The number of commercial licenses issued reached 132 licenses during the month of November 2023 for various sectors, the highest of which (general trading activities and related services) 93 licenses for natural persons, followed by (industries for textiles, clothing, leather and related services) with 17 licenses, followed by (real estate activities and related services) with 5 licenses in November 2023.



the index of the number of establishments by dector for natural person licsining during november 2023 compared to october 2023



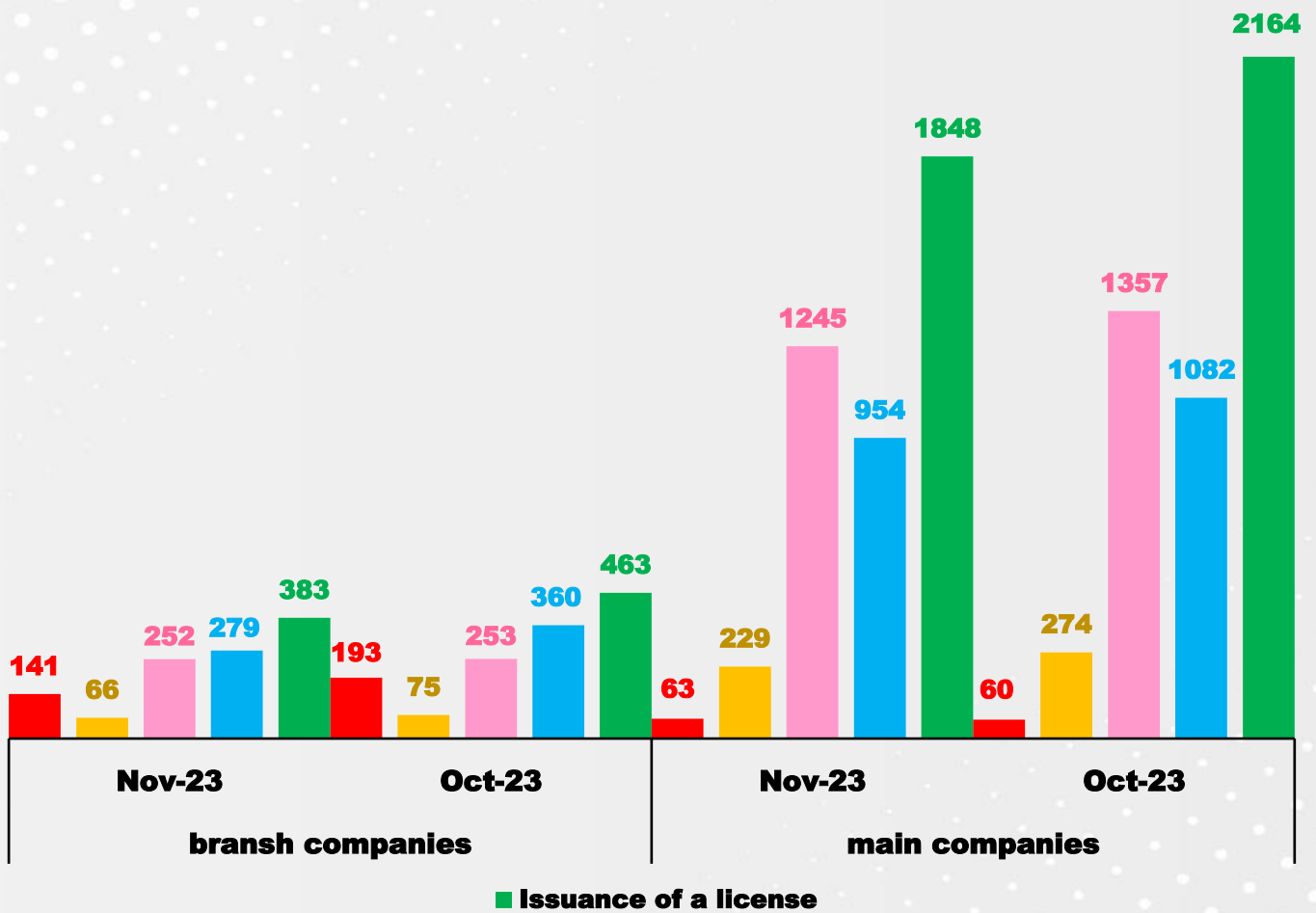
Management of personal companies

M	Transaction Type	Main Companies			Affiliates		
		October 2023	November 2023	Percentage change	October 2023	November 2023	Percentage change
1	Issuing a license	2164	1848	-15%	463	383	-17%
2	License Renewal	1082	954	-12%	360	279	-23%
3	Change address	1357	1245	-8%	253	252	0%
4	Change of trade name	274	229	-16%	75	66	-12%
5	Dissolution and liquidation of the company / cancellation of license	60	63	5%	193	141	-27%
6	Issuing a Gulf Branch	0	0	0%	4	5	25%
comprehensive		4937	4339	-12%	1348	1126	-16%

(1848) licenses were issued for main companies of persons, a decrease of 15% compared to October 2023, and (383) licenses for branches of personal companies, a decrease of 17% compared to September 2023, while license renewal transactions for main companies were (954) transactions, a decrease of 12% compared to October 2023, and the number of transactions for renewing licenses for branches of personal companies reached (279), a decrease of 23%, and the address of (1245) main companies was changed, a decrease of 8% compared to the previous month, and (252) licenses for corporate branches A decrease from the previous month, and the number of trade name change transactions reached (229) transactions for the main companies of persons, a decrease of 16%, and (66) transactions for branches of personal companies, a decrease of 12% compared to the previous month, while the dissolution and liquidation of the company / cancellation of the license amounted to (63) transactions for the main companies, an increase of 5% compared to the previous month, and (141) transactions for the branches of companies, a decrease of 27% compared to the previous month, while the issuance of a Gulf branch, 5 transactions were issued for the branches of companies, an increase of 25%. for the month of October 2023.



the main and bransh companies transactions during november 2023 compared to october 2023

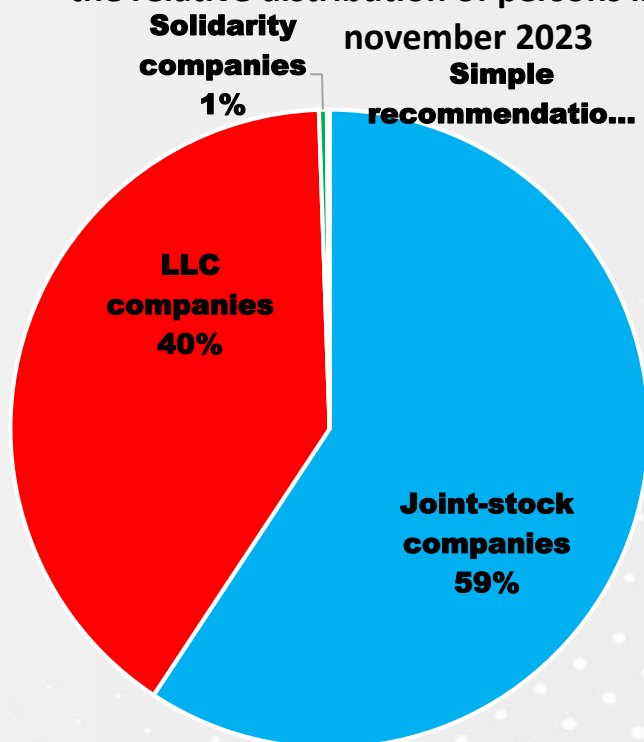


Affiliate / Management of Persons Companies

(1327) companies were licensed for one person, a decrease of 17% compared to October 2023, while LLC companies were licensed (899) licensed companies, a decrease of 12% compared to the previous month, and (9) companies licensed for partnership companies, a decrease of 36% compared to the previous month, while the number of licensed limited partnership companies was (3) Licensed companies with a decrease of 57% compared to the previous month.

Percentage change	November 2023	October 2023	Company Type	M
-17%	1327	1592	One-Person Companies	1
-12%	899	1022	Companies L.L.C	2
-36%	9	14	Joint Venture Companies	3
-57%	3	7	Limited Partnership Companies	4

the relative distribution of persons licenses during



Property Management

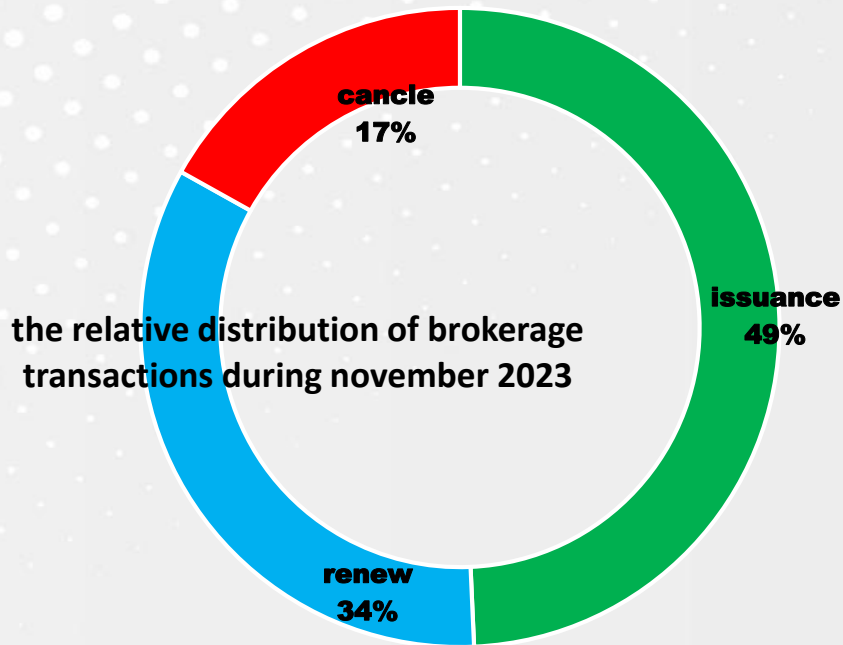
Percentage change	November 2023	October 2023	Transactions	M
-15%	35	41	Issuance of practicing the profession of land and real estate brokerage	1
-27%	24	33	Renewal of the practice of land and real estate brokerage	2
-14%	12	14	Cancellation of the practice of land and real estate brokerage	3
0%	0	0	Holding real estate exhibitions in the State of Kuwait	4
0%	0	0	Complaints against real estate companies	5
0%	0	0	Licensing and publishing an ad outside Kuwait	6
0%	0	1	To Whom It May Concern Certificate	7
0%	0	0	Total Number of violators during the month	8
-20%	71	89	Total	

The Real Estate Department issued 35 transactions for issuing the practice of land and real estate brokerage for the month of November 2023 compared to 41 for the month of October 2023, while the renewal of practicing the profession of land brokerage decreased by 27% compared to the previous month, while 12 licenses to practice land brokerage were canceled compared to 14 for the previous month. It constituted a decrease of 14% compared to the previous month, and looking at the total, the transactions for the month of November 2023 recorded 71 transactions in November 2023 compared to 89 transactions for October 2023, with a decrease of 20%.

Statistics on the number of real estate licenses (real estate evaluators)

Special in the profession of real estate evaluators						
Companies			Individuals			Transactions
Percentage change	November 2023	October 2023	Percentage change	November 2023	October 2023	
-100%	0	13	0%	1	0	Issuance of practice
100%	2	1	0%	2	2	Renewal of Practice
-100%	0	4	0%	0	0	Cancellation of a practice
-89%	2	18	50%	3	2	Total
1563	Cumulative total number of licensed brokers in Kuwait until the end of November 2023					
152	Cumulative total number of licensed residents in Kuwait until the end of November 2023					



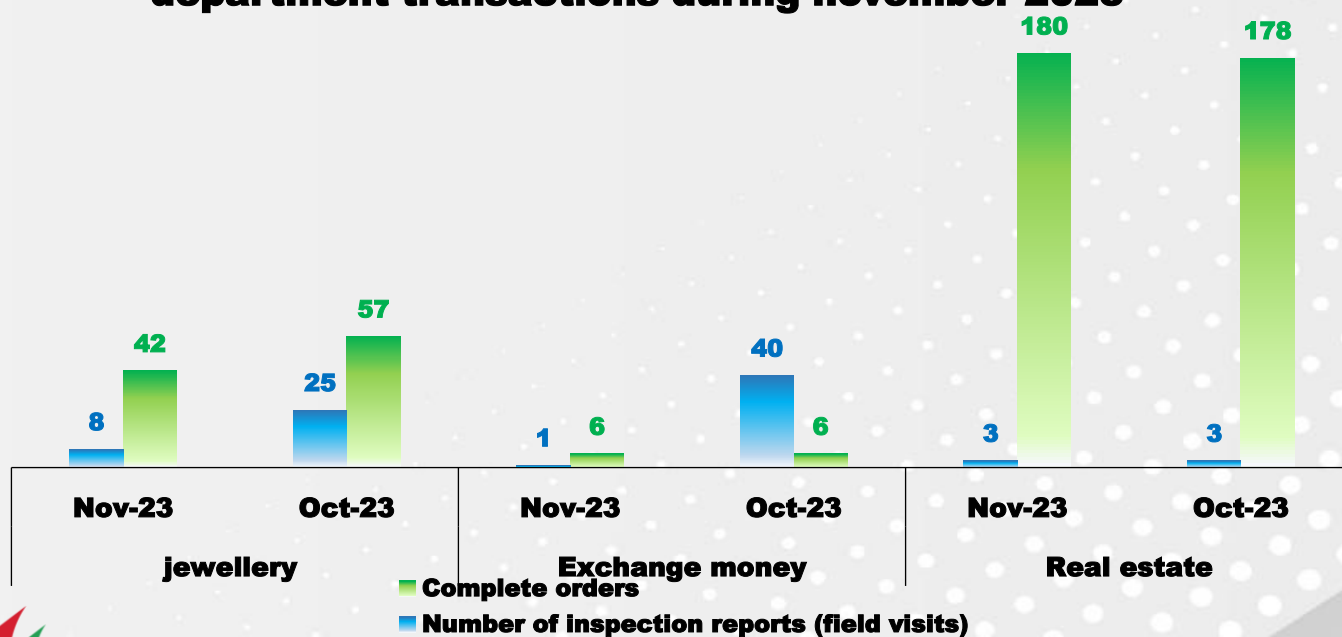


Anti-Money Laundering and Combating the Financing of Terrorism Department

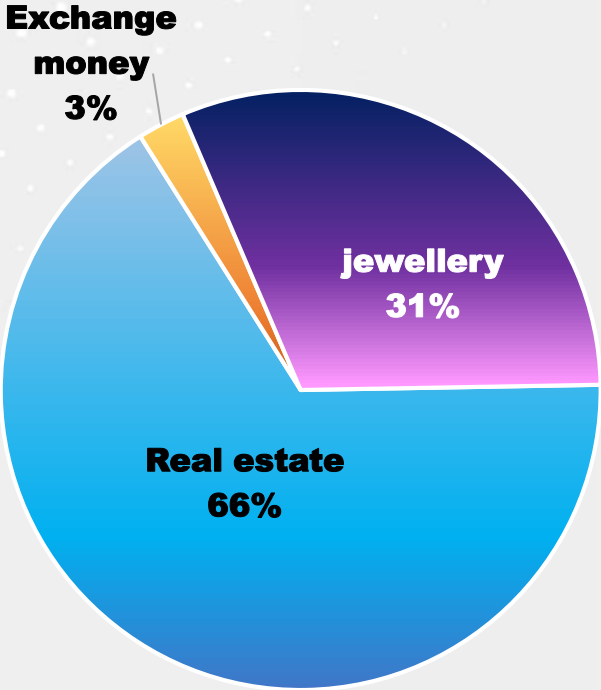
Deals	Property			Exchange			Jewelry		
	October 2023	November 2023	Percentage change	October 2023	November 2023	Percentage change	October 2023	November 2023	Percentage change
1 Complete applications	178	180	1%	6	6	0%	57	42	-26%
2 Number of inspection reports (field visits)	3	3	0%	40	1	-98%	25	8	-68%
3 Suspension of a company	0	0	0%	0	0	0%	0	0	0%
4 Stop a civil or individual number	0	0	0%	0	0	0%	0	0	0%
5 Number of Licenses Suspension Cases	0	0	0%	0	0	0%	0	0	0%
6 Number of cases of lifting the suspension of individuals	0	0	0%	0	0	0%	0	0	0%
7 Send an email to block websites	0	0	0%	0	0	0%	4	0	-100%
8 Send an email to unblock websites	0	0	0%	0	0	0%	0	0	0%
Total Transactions	181	183	1%	46	7	-85%	86	50	-42%

In the previous table, we note the increase in the number of transactions for completing applications for real estate, exchange and jewelry, as the transactions for completing applications reached (180) transactions for the property, (6) transactions for exchange and (42) transactions for jewelry, and field visits in exchange and jewelry decreased in November 2023, where field visits to the property (3) transactions, exchange (1) and jewelry (8) transactions.

percentage distribution of anti-laundering department transactions during november 2023



**inspection report of the anti-money laundering department and
order completion indicator during november 2023**

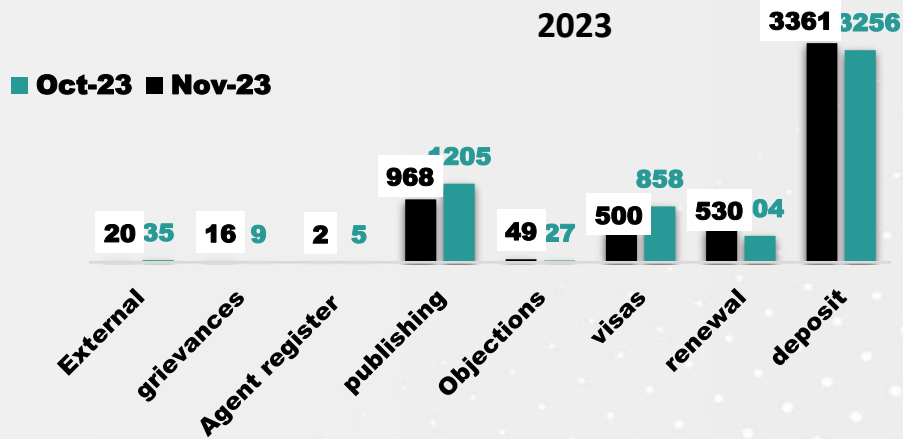


Trademark and Patent Management

Trademarks Section				
Percentage change	November 2023	October 2023	Transactions	M
3%	3361	3256	Deposit	1
31%	530	404	Renewal	2
-42%	500	858	Visas	3
81%	49	27	Protests	4
-20%	968	1205	Publishing	5
-60%	2	5	Agent Register	6
78%	16	9	Grievances	7
-43%	20	35	Extracts	8
-6%	5,446	5,799	comprehensive	

The number of trademark filing transactions reached 3361 transactions in November 2023 compared to 3256 transactions in October 2023, an increase of 3%, while the number of renewed transactions increased by 31% compared to the previous month, and the number of visas for a trademark reached 500 transactions during November 2023, while the number of objection transactions reached 49 transactions and increased by 81%, and publishing transactions decreased from 1205 in October 2023 to 968 in November 2023 by 20%. The number of agents register transactions reached 2 transactions in November 2023, the number of grievances reached 16 transactions, and 20 extracts were extracted and decreased by 43% compared to October 2023.

the index of trademark transactions during november



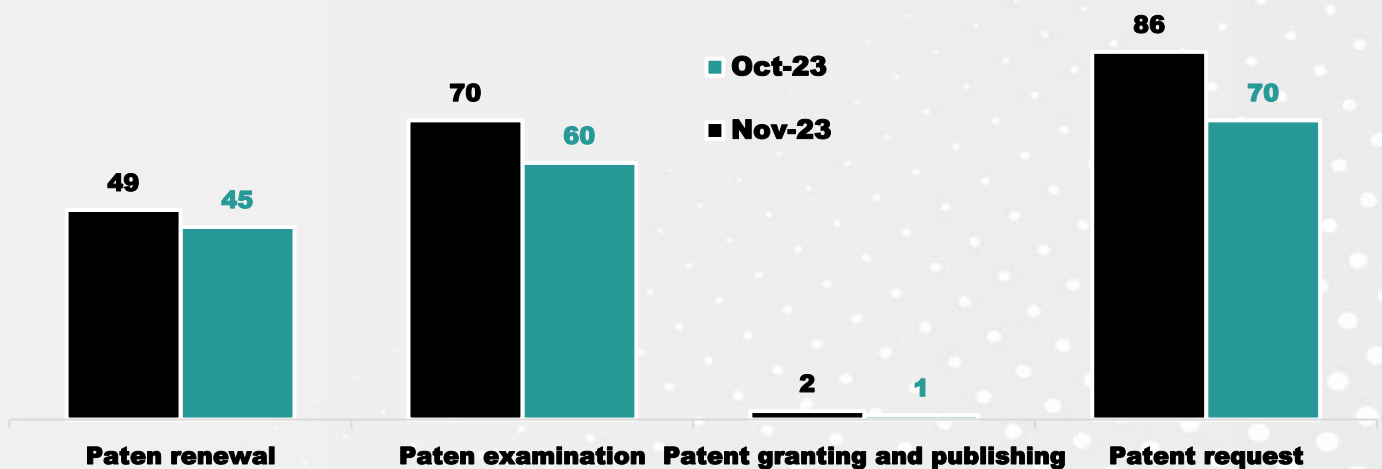
Patent

Patent Department				
Percentage change	November 2023	October 2023	Transactions	M
23%	86	70	Patent Application	1
100%	2	1	Grant and publication of patents	2
17%	70	60	Patent examination	3
9%	49	45	Patent renewal	4
18%	207	176	Total Transactions	

Looking at the above table, it becomes clear to us the following:

An increase in total transactions by 18% compared to the previous month, as there is an increase in item No. (1,2,3,4) in patent transactions in the application, granting, publishing, examining and renewing the patent in November 2023.

the index of patent transactions during november 2023



International Relations Department

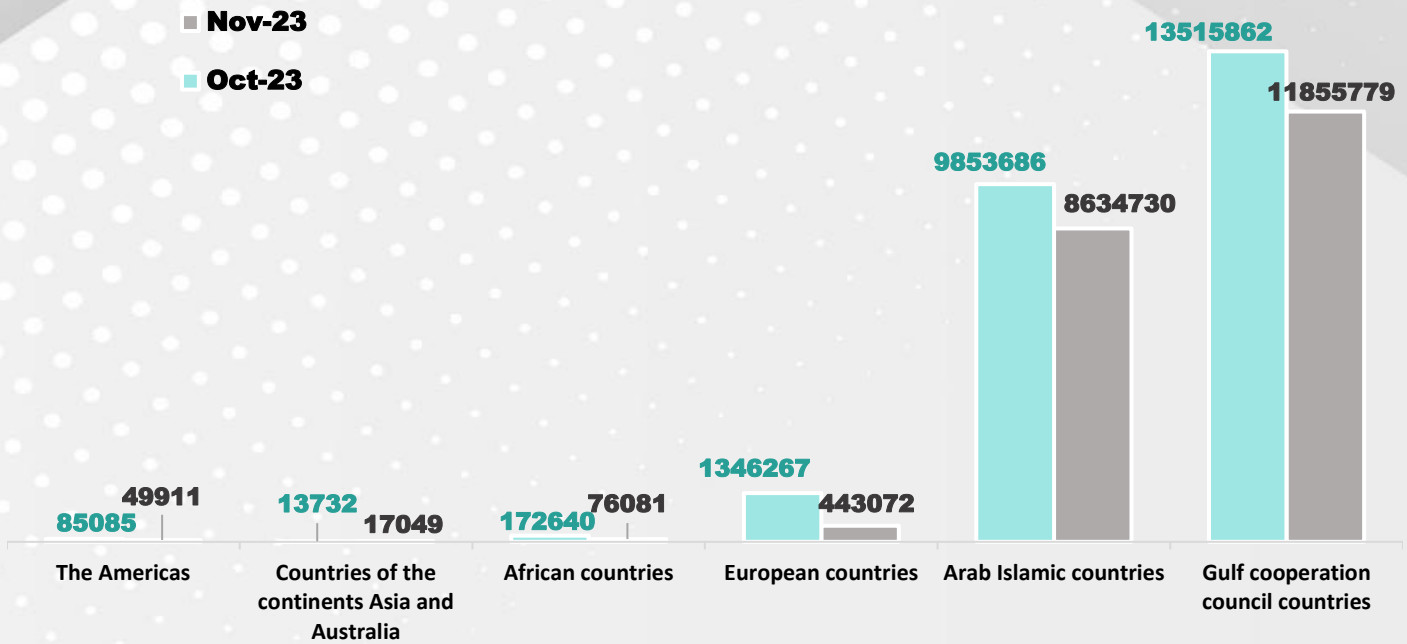
Kuwaiti Exports: -

The total exports of Kuwaiti origin during the month of November 2023 amounted to about KD 21 million, distributed to the Gulf Cooperation Council countries, Arab countries, European countries, African countries, countries of the Asian and Australian continents, countries of the Americas, where the share of exports to the Gulf Cooperation Council countries was about KD 12 million, achieving a decrease of about 12% from the previous month, and the percentage of The Arab countries decreased by about 12% from October 2023, achieving exports estimated at about KD 9 million, and the value of exports to the countries of the European continent reached KD 443 thousand, a decrease of 67% from the previous month, and the value of exports to the African continent reached KD 76 thousand, and the value of exports to the countries of the Asian and Australian continents reached KD 17 thousand, an increase of 24%, and the value of exports to the countries of the Americas reached KD 50 thousand, with a decrease of 41%, and a decrease in The value of total exports for the month of November 2023 compared to the exports of the previous month, which amounted to 16%.

Value in Kuwaiti Dinars (to the Kuwaiti-origin non-oil exports)							
Value of exports			Certificates			Country Names	M
Percentage change	November 2023	October 2023	Percentage change	November 2023	October 2023		
-12%	11855779	13515862	-7%	1455	1571	GCC Countries	1
-12%	8634730	9853686	-33%	291	435	Arab Countries	2
-67%	443072	1346267	-67%	7	21	Countries of the European continent	3
-56%	76081	172640	0%	3	3	Countries of the African continent	4
24%	17049	13732	-33%	2	3	Asian countries and Australia	5
-41%	49911	85085	-14%	6	7	The countries of the Americas	6
-16%	21076622	24987272	-14%	1764	2040	Total	



the value of kuwaiti exports index during november 2023



Number of licenses issued for temporary trade fairs inside Kuwait during November 2023 compared to October 2023.

Exhibitions Section				
Percentage change	November 2023	October 2023	Transactions	M
29%	36	28	Issuing a temporary trade exhibition license within the State of Kuwait	1
29%	36	28	Total	

Looking at the above table, it is clear that 36 licenses were issued for a temporary trade exhibition inside Kuwait compared to 28 licenses for the month of October 2023, an increase of 29%.



Supply Management

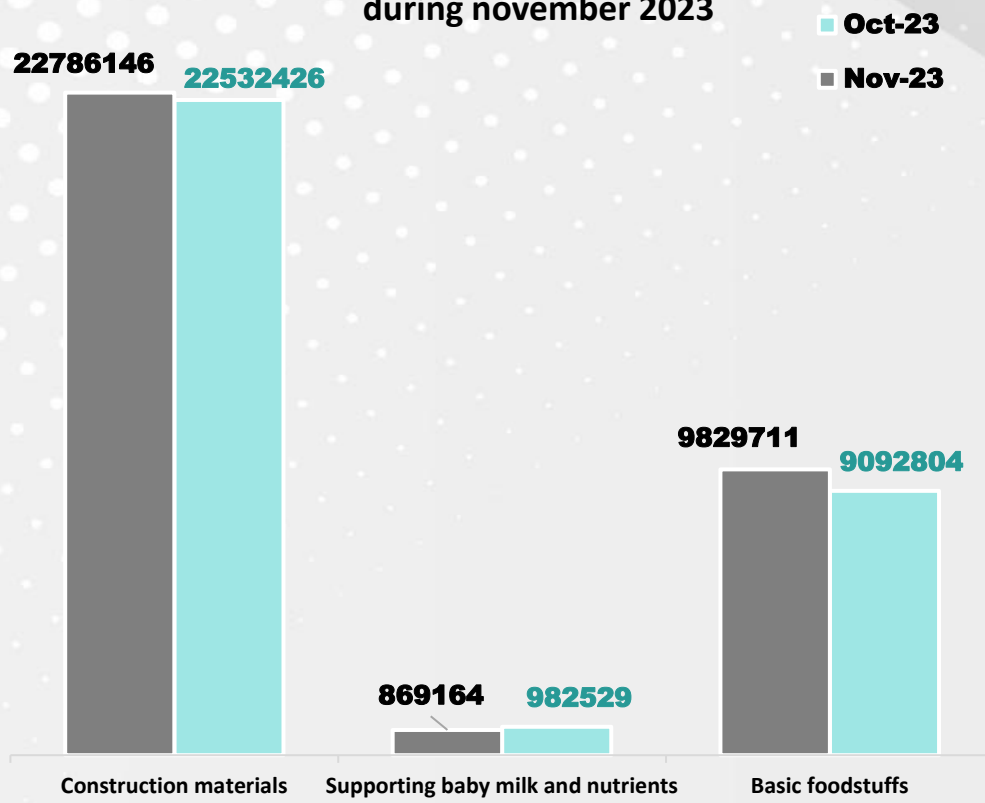
During the month of November 2023, the Ministry provided support for many materials amounting to about KD 33 million, thus increasing its support by an estimated 3% compared to the previous month, as the group of basic materials disbursed through the ration card for this month received an amount estimated at KD 10 million and an estimated percentage of about 29% of the total support disbursed in November 2023, an increase of about 8% compared to October 2023, and the support for milk and baby nutrients amounted to about 869 thousand KD 3% of the total disbursed subsidy, a decrease of 12% compared to October 2023, and the value of construction materials amounted to about KD 23 million, an estimated percentage of 68% of the total outgoing support, and an increase of 1% compared to October 2023.

Value in Kuwaiti Dinars (to the nearest JOD)

Outgoing support			Supported Materials	M
Percentage change	November 2023	October 2023		
8%	9829711	9092804	Base material	1
-12%	869164	982529	Baby Milk & Nutrients	2
1%	22786146	22532426	Construction Materials	3
3%	33485021	32607759	Total	



the monthly indicator of the disbursed amounts
during november 2023

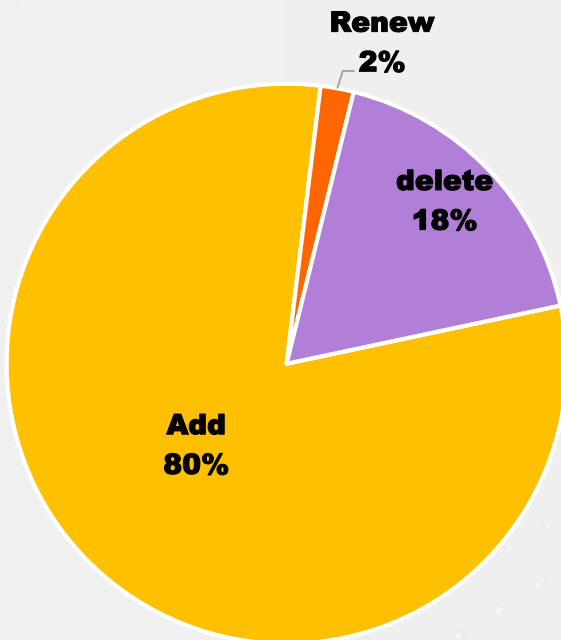


Continued/Supply Management

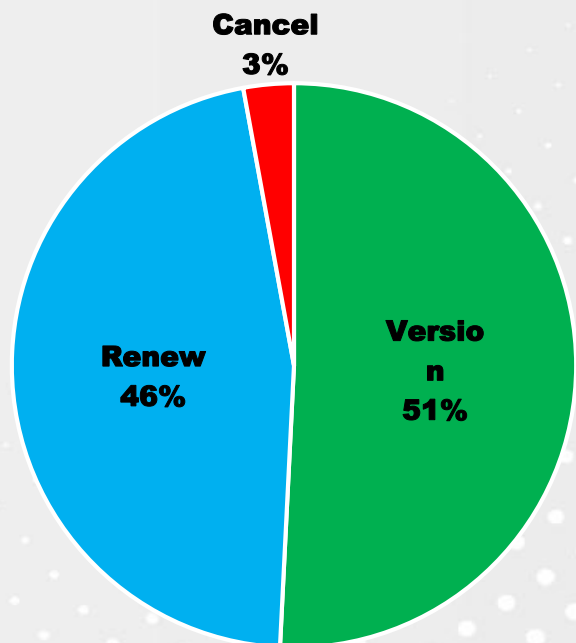
Singular individuals				Ration Cards				M
Percentage change	November 2023	October 2023	Transactions	Percentage change	November 2023	October 2023	Transactions	
-30%	19340	27558	Addendum	3%	898	870	Version	1
-34%	461	695	Update	-41%	819	1388	renewal	2
-14%	4292	4966	delete	-11%	51	57	Cancel	3

262051	Statement of the number of cumulative ration cards until the end of November 2023
2159872	Statement of the number of individuals benefiting from the cumulative supply until the end of November 2023

the index of transactions of beneficiaries of ration during november 2023



ration card transactions index during november 2023



The most prominent decisions issued during the month of November 2023

Ministerial Decisions:

- Ministerial Decree No. (161) of 2023 dated 12/11/2023 on the addition of commercial activities (wholesale sale of frozen and chilled poultry, equipment management processing and leasing).
- Ministerial Decree No. (162) of 2023 dated 12/11/2023 on adding commercial activities (retail sale of salon tools and cosmetics, and civil protection against weapons of mass destruction).
- Ministerial Decree No. (163) of 2023 dated 12/11/2023 on adding commercial activities (search for and recovery of lost property of persons).
- Ministerial Decree No. (164) of 2023 dated 12/11/2023 on the addition of commercial activities (design of textiles, handicrafts and handicrafts).
- Ministerial Decree No. (165) of 2023 dated 12/11/2023 regarding the addition of commercial activities (collection of individuals' claims and rights owed by insurance companies, collection of funds and their rights arising from insurance contracts).
- Ministerial Decree No. (166) of 2023 dated 20/11/2023 on the addition of commercial activities (manufacture of electric elevators, their doors, machines and machines, elevator door opening devices).
- Ministerial Decree No. (170) of 2023 dated 20/11/2023 on adding commercial activities to the decision of activities of a special nature.
- Ministerial Decree No. (171) of 2023 dated 20/11/2023 on the fundamental change of vehicles.
- Ministerial Decree No. (172) of 2023 dated 20/11/2023 on banning the export of used cooking oil or its waste.



- Ministerial Decree No. (175) of 2023 dated 23/11/2023 on the addition of commercial activities (Education and Training Development and Evaluation Center (Education Policy)).
- Ministerial Decree No. (176) of 2023 dated 27/11/2023 on adding commercial activities to a special nature (project management, industrial and craft management, wedding processing and management, equipment rental, textile and handicrafts design and handicrafts, training on cycling for non-public places).
- Ministerial Decree No. (178) of 2023 dated 29/11/2023 on the reorganization of the procedures for stamping imported metals and precious artefacts and its amendments.
- Ministerial Decree No. (180) of 2023 dated 30/11/2023 regarding the cancellation of some items included in the ration card.
- Ministerial Decree No. (181) of 2023 dated 30/11/2023 on the fees for issuing the identity of the real estate broker
- Ministerial Decree No. (182) of 2023 dated 30/11/2023 on adding commercial activities (new and amended).
- Ministerial Decree No. (183) of 2023 dated 30/11/2023 regarding the practice of the auditing profession.



Conclusion

This is the end of our report, in which we were keen to provide all possible data and statistics on most of the departments of the ministry in a way that proves the extent of the growth of their role, and we showed the most important indicators and clarified them with graphs, and we presented our statistical analysis of the monthly indicators, we hope that we succeeded in this report to show the most important aspects affecting the development and development of the ministry, I hope that this report will impress you, and God is the guardian of success.

