



2025

Monthly Economic Bulletin

February

A Summary of Key Statistics
and Achievements
of the Ministry's Departments
important statistics and special
achievements

Prepared by
Planning and Research
Department

Contents

Introduction

Kuwait business centre

Commercial Control Department

Anti-Fraud and Awareness Department

Consumer Protection Department

Joint Stock Companies Department

Commercial Licensing Department

Partnership Companies Department

Precious Metals Department

Real Estate Department

Anti-Money Laundering and Counter-Terrorism Financing Department

Trademarks and Patents Department

A- Trademarks Division

B- Patents Division

International Relations Department

Certificates of Origin Division

Exhibitions Division

Supply Department

Key Ministerial and Administrative Decisions Issued in February 2025

Conclusion

Introduction

We are pleased to present this Monthly Economic Bulletin, a regular publication that highlights key statistics and achievements of the departments within the Ministry of Commerce and Industry, as well as notable monthly economic events.

This bulletin is specifically issued for those interested in Kuwait's economic affairs and is made available on the Ministry's official website.

Aljawhara Alsabah

**Director of the Planning and
Research Department**

Kuwait business center

People

Total Applications for Establishment of Persons Companies			
New Orders	Denied	Supported	Total
8	3037	146	4890
Total Applications Approved After Review			
canceled	Companies Established	Companies in Establishment	Adopted
181	1538	146	2043

Referring to the data obtained in the table above, and analyzing some of the available data for the month of February, we find that:

The number of new applications for incorporation of personal companies amounted to (8) applications, rejected (3037) applications, approved (146) applications, and the total approved applications cancelled after review amounted to (181) applications, established companies (1538) applications, companies under establishment (146) applications, and approved (2043) applications.

Licenses

Total Applications for Licenses of Persons Companies		
Orders being issued	Total Licenses Issued	Total License Applications Submitted
178	2834	2707

It is clear from the above table that the total number of license applications being issued in private companies amounted to (178) applications, the total number of licenses issued was (2834) licenses, and the total number of license applications submitted during the month of February 2025 was (2707) applications.

Statistics of Companies and Licenses for Mobile Vehicles

Total Registered Incorporation Applications			
New Orders	Denied	Supported	Total
0	0	0	0
Total Applications Approved After Review			
canceled	Companies Established	Companies in Establishment	Adopted
0	0	0	0
Mobile Vehicle Licenses			
Companies Established	Applications Submitted	Issued Licenses	Orders being issued
0	0	0	0

Statistics of Companies and Licenses of a Special Nature

Total Registered Incorporation Applications			
New Orders	Denied	Supported	Total
0	0	0	0
Total Applications Approved After Review			
canceled	Companies Established	Companies in Establishment	Adopted
0	2	0	0
Licenses of a Special Nature			
Companies Established	Applications Submitted	Issued Licenses	Orders being issued
2	24	19	1

It is clear from the above table that the total approved applications after review in companies and licenses of a special nature amounted to the number of companies that were established (2) companies, and in the total licenses of a special nature, the number of companies that were established amounted to (2) companies, the number of applications submitted was (24) applications, (19) licenses were issued, and the number of applications being issued reached (1) during the month of February 2025.

Statistics of companies and micro-free licenses

Total Registered Incorporation Applications			
New Orders	Denied	Supported	Total
4	558	17	1105
Total Applications Approved After Review			
canceled	Companies Established	Companies in Establishment	Adopted
22	518	17	588
Micro Free Licenses			
Companies Established	Applications Submitted	Issued Licenses	Orders being issued
483	586	522	8

In the above table, we find that the total number of registered applications for companies and micro-free licenses amounted to (4) new applications, (558) rejected applications, and (17) approved applications, and the total approved applications after review for companies and micro-free licenses amounted to (22) cancelled applications, (518) companies established, (17) companies under establishment, and (588) As for the micro-free licenses, the number of licenses for established companies reached (483) licenses, and (586) applications were submitted , and the number of licenses issued reached (522) licenses, and the number of applications being issued reached (8) applications during the month of February 2025.

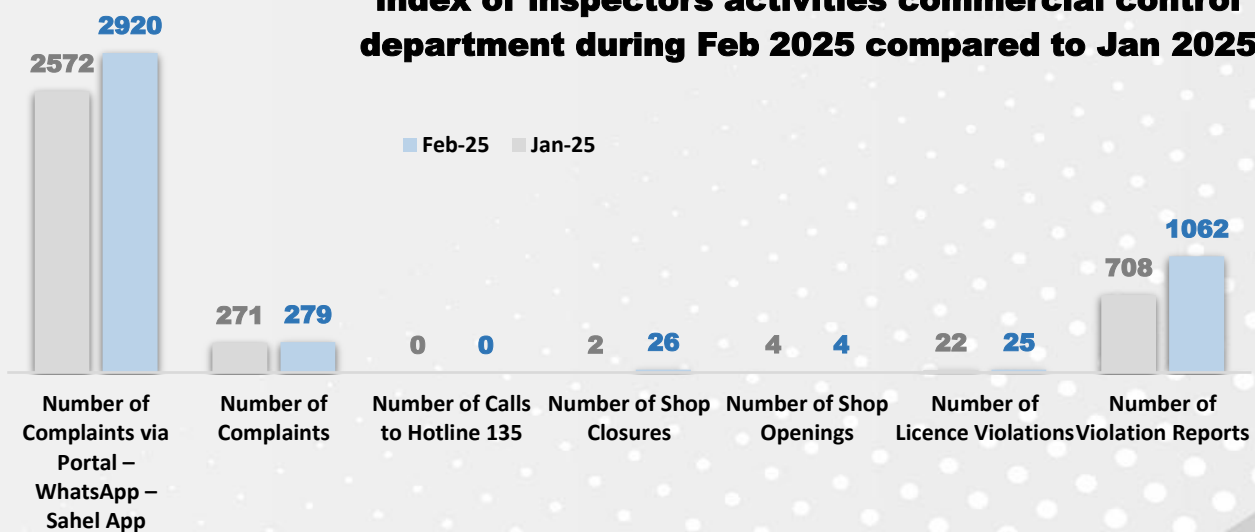
Commercial Control Department

M	Inspectors' work	January 2025	February 2025	Percentage Change
1	Number of Records of Seizure	708	1062	50%
2	Number of License Violations	22	25	14%
3	Number of shops opened	4	4	0%
4	Number of shop closures	2	26	1200%
5	Number of Hotline Calls 135	0	0	0%
6	Number of Complaints	271	279	3%
7	- Number of Portal Complaints WhatsApp - Easy Application	2572	2920	14%

By reviewing the data of the Commercial Control Department for the month of February 2025, we found the following: -

The work of the inspectors of the Commercial Control Department amounted to (1062) seizure reports, which constituted an increase of 50% compared to the previous month, and (25) commercial violations, which increased by 14% compared to the previous month, and (4) shops were opened, and (26) shops were closed, with an increase of 1200%, and we note an increase in the number of complaints submitted, which amounted to (279) complaints, an increase of 3% compared to the previous month, and an increase in the number of complaints of the portal, WhatsApp, and the application of Sahl al-Muqaddam, which amounted to (2920) complaints, an increase of 14% compared to the month of January. 2025.

index of inspectors activities commercial control department during Feb 2025 compared to Jan 2025



Commercial Fraud Suppression and Outreach Management

M	Subject	Number		
		January 2025	February 2025	Percentage Change
1	Fixing the country of origin	0	0	0%
2	Releases	0	0	0%

Consumer Protection Department

Calls	January 2025	February 2025	Percentage Change
Number of Summons Books	2	2	0%
Number of Vehicles Required for Manufacturing Defects	48	289	502%
Number of goods required for manufacturing defects	0	0	0%

By reviewing the data of the Department of Consumer Protection for the month of February 2025, we found the following:

(2) recall letters **have been prepared**, and the number of vehicles required for manufacturing defects amounted to **(289)** vehicles, an increase of 502% compared to January 2025.


Joint Stock Companies Management

Joint Stock Companies			Type of Transaction	M
Percentage Change	February 2025	January 2025		
-75%	1	4	Fees for Establishing a Closed Joint Stock Company	1
75%	7	4	Request for Renewal of a Public Principal Joint Stock License	2
-26%	29	39	Request to Renew a Closed Main Shareholding License	3
0%	3	0	Request for Issuing a Closed Main License	4
-100%	0	2	Request to Cancel a Locked License	5
-32%	19	28	Request for Change of Address	6
-80%	1	5	Request for Issuance of General Branch License	7
-50%	4	8	Request to Issue a Closed Branch License	8
56%	25	16	Request to Renew a Public Shareholding License Branch	9
53%	23	15	Request to Renew a Closed Joint Stock License Branch	10
-100%	0	1	Request to cancel a general license branch	11
-33%	2	3	Request to cancel a closed branch license	12
500%	18	3	Request to Add Activity	13
50%	3	2	Request to change activity	14
700%	16	2	Request to delete an activity	15
0%	1	1	Renewal of the license to practice the profession of auditing	16
0%	1	0	Request to Replace a Lost License to Practice the Profession of Auditor	17
-20%	211	263	Request for Attestation of Auditor's Signature	18
0%	1	0	Registration in the Auditors' Register	19

By reviewing the data of the joint stock companies' management for the month of February 2025, we found the following: -

The number of transactions for the establishment of a closed joint stock company amounted to (1) transactions with a decrease of 75% compared to the previous month, (7) transactions for the renewal of a public main shareholding license with an increase of 75% compared to the previous month, (29) transactions for the renewal of a closed main shareholding license with a decrease of 26%, and (3) transactions for the issuance of a closed main joint stock license, (19) a request to change an address with a decrease of 32%, (1) a request to issue a public branch license with a decrease of 80%, (4) a transaction to issue a closed branch license with a decrease of 50%, (25) a request to renew a branch of a public shareholding license with an increase of 56%, (23) a request to renew a branch of a closed shareholding license with an increase of 53%, (2) a transaction to cancel a closed branch license with a decrease of 33%, and (18) The transaction of the request to add an activity with an increase of 500%, (3) the transaction of a request to change an activity with an increase of 50%, (16) the transaction of a request to delete an activity with an increase of 700% compared to the previous month, (1) the transaction of renewing the license to practice the profession of auditor, (1) the transaction of a request to replace the loss of a license to practice the profession of auditor, and (211) the transaction of a request to attest the signature of an auditor with a decrease of 20% compared to the previous month, and the number of registration transactions reached In the Auditors' Register (1) transaction in February 2025.

report on activity amendments in joint-stock companies during Feb 2025 compared to Jan 2025



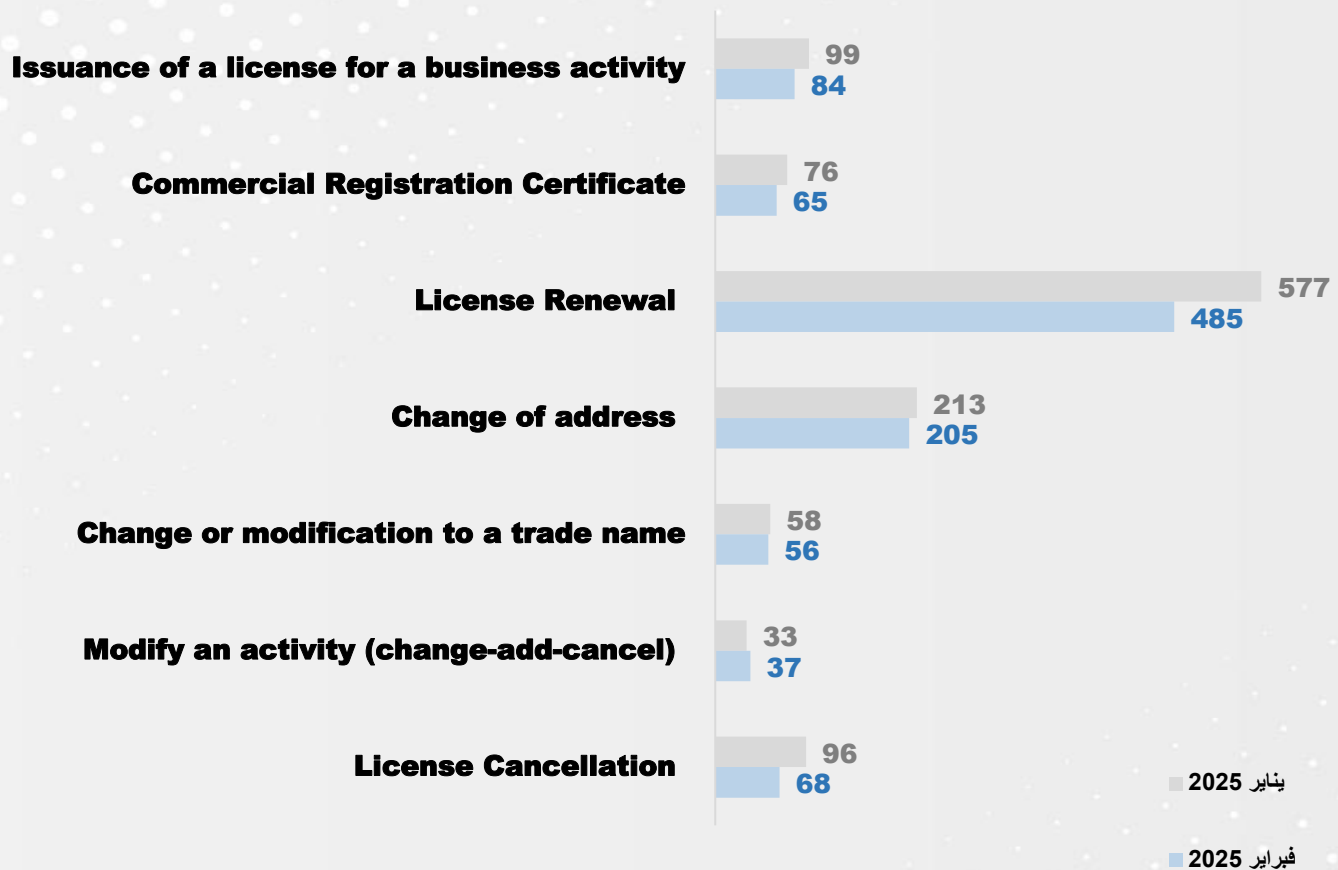
Commercial Licensing Department

M	Type of Transaction	Natural person		
		January 2025	February 2025	Percentage Change
1	Issuance of a license for a business activity	99	84	-15%
2	Issuance of a new license for artisanal activity	29	32	10%
3	Issuance of a new license for a consulting activity	0	0	0%
4	Commercial Registration Certificate	76	65	-14%
5	License Renewal	577	485	-16%
6	Change of address	213	205	-4%
7	Change or modification to a trade name	58	56	-3%
8	Modify an activity (change-add-cancel)	33	37	12%
9	License Cancellation	96	68	-29%
10	Transfer to heirs	19	16	-16%
11	Change of heirs' agent	1	2	100%
12	Assignment of a license for a business activity	35	31	-11%
13	Waiver of License with Artisanal Activity	9	7	-22%
14	Waiver of License with Consultancy Activity	0	0	0%
15	Brokerage Book Issuance	2	2	0%
16	Brokerage Book Renewal	16	17	6%
17	Changing the Brokerage Profession	0	0	0%
comprehensive		1263	1107	-12%

By reviewing the data of the Commercial Licenses Department (Natural Person) for the month of February 2025, we found the following:

(84) licenses with commercial activity were issued with a decrease of 15% compared to the previous month, (32) new licenses with artisanal activity were issued with an increase of 10%, (65) commercial registration certificates were issued with a decrease of 14%, (485) licenses renewal transactions for natural persons were issued with a decrease of 16%, (205) addresses were changed by a decrease of 4%, and the transaction of change or amendment to a trade name amounted to (56) transactions with a decrease of 3%, and as for the modification of activities, Amendment of (37) activities of the natural person with an increase of 12% compared to the previous month, cancellation of (68) licenses with a decrease of 29%, (16) transfer transactions for heirs of the natural person with a decrease of 16%, and two transactions of changing the heirs' agent with an increase of 100% compared to the previous month, and (31) transactions with commercial activity were waived with a decrease of 11%, and (7) licenses with a craft activity for the current month were waived with a decrease of 22% compared to the previous month, and two transactions were issued for the issuance of a brokerage book, as well as (17) brokerage books for natural persons have been renewed, an increase of 6% compared to January 2025.

transactions of natural persons during Feb 2025 compared to Jan 2025



Follow/ Commercial Licenses Department

M	Type of Transaction	Legal Person		
		January 2025	February 2025	Percentage Change
1	Issuance of a new license	0	0	0%
2	License Renewal	44	41	-7%
3	Change of address	3	2	-33%
4	Change or modification to a trade name	0	0	0%
5	Modify an activity (change-add-cancel)	4	3	-25%
6	License Cancellation	2	1	-50%
7	Replacement license for lost comprehensive	26	20	-23%
		79	67	-15%

By reviewing the data of the Commercial Licenses Department (Legal Person) for the month of February 2025, we find the following: -

(41) licenses were renewed with a decrease of 7% compared to the previous month, as for the change of address transaction, the address of (2) licensing activities for the legal person was changed with a decrease of 33%, and for the modification of activities, (3) activities were amended with a decrease of 25%, and (1) license for the legal person was canceled with a decrease of 50%, and (20) licenses were issued in February 2025 to replace the legal person with a decrease of 23% compared to the previous month.

Continue / Commercial Licensing Department

M	Number of Institutions by Sectors	Natural person			Legal Person		
		January 2025	February 2025	Percentage Change	January 2025	February 2025	Percentage Change
1	General trade and related services activities	82	92	12%	0	0	0%
2	Textile and Leather Industries Activities and Related Services	13	15	15%	0	0	0%
3	Tourism activities and related services	1	0	-100%	0	0	0%
4	Real Estate Activities and Related Services	10	11	10%	0	0	0%
5	Maintenance and Repair Services Activities (Minor Crafts) and Related Services	19	11	-42%	0	0	0%
6	Accommodation, food and related services activities	23	22	-4%	0	0	0%
7	Contracting activities and related services	11	6	-45%	0	0	0%
8	Professional, scientific, technical, advisory and related services	2	5	150%	0	0	0%
9	Printing activities and related services	0	2	0%	0	0	0%
10	Transportation, warehousing and related services activities	21	5	-76%	0	0	0%
11	Information and communication activities and related services	0	2	0%	0	0	0%
12	Food Industry and Related Services Activities	0	4	0%	0	0	0%
13	Rental activities, use activities and related services	4	3	-25%	0	0	0%
14	,Repair, maintenance, installation of machinery equipment and related services	3	0	-100%	0	0	0%
15	Furniture Industry and Related Services Activities	3	1	-67%	0	0	0%
16	Arts, entertainment, entertainment and related services	1	0	-100%	0	0	0%
17	Financial activities, insurance activities and related services	1	0	-100%	0	0	0%
18	Administrative services activities and related business support and services	0	1	0%	0	0	0%
19	Servicing activities for buildings and related services	2	0	-100%	0	0	0%
Total		196	180	-8%	0	0	0%

By reviewing the data of the Commercial Licenses Department for the month of February 2025, we found the following: -

The number of commercial licenses issued for various sectors reached (180) licenses , the highest (general trade activities and related services) amounted to (92) licenses for natural persons, followed by (accommodation activities and restaurants and related services) with (22) licenses, followed by (industrial activities for textiles, clothing, leather and related services) with (15) licenses in February 2025.

Managing People Companies

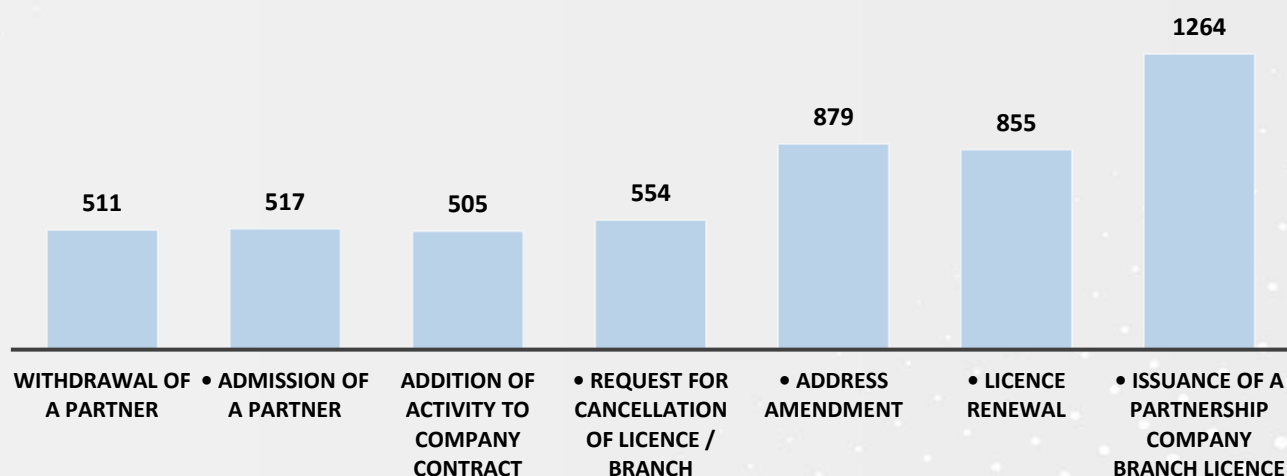
M	Type of Transaction	Main Companies		
		January 2025	February 2025	Percentage Change
1	Issuance of a permanent/temporary license (persons companies)	1401	1264	-10%
2	License Renewal	919	855	-7%
3	Change of address	924	879	-5%
4	Change a trade name	177	155	-12%
5	Amendment of the Admin Clause	634	554	-13%
6	Modify or add a business address	75	58	-23%
7	Add a license activity	233	163	-30%
8	Delete an activity from a license	106	75	-29%
9	Add an activity to the company's contract	569	505	-11%
10	Delete an activity from the company's contract	80	94	18%
11	Changing the Activity of the Company Contract	36	41	14%
12	Change of Business License Activity	74	53	-28%
13	Capital Increase	64	83	30%
14	Capital reduction	4	5	25%
15	Adjusting Quotas	331	271	-18%
16	Partner Login	603	517	-14%
17	Partner exit	613	511	-17%
18	Dissolution and liquidation of the company	89	78	-12%
19	Change of the legal entity of the company	29	34	17%
20	Request a Replica License for Corporate Management	317	246	-22%
21	Request to Print an Extract or Affidavit	13371	10372	-22%
22	Re-issuance of a license under the decision of the Status Amendment Committee	21	19	-10%
comprehensive		20670	16832	-19%

By reviewing the data of the management of the companies of persons (main companies) for the month of February 2025 , we found the following:

A number of (1264) permanent/temporary licenses were issued to the main persons companies, with a decrease of 10% compared to the previous month, while the license renewal transactions were (855) transactions, with a decrease of 7%, and the address of (879) main companies was changed, with a decrease of 5%, and the number of trade name change transactions reached (155) transactions, with a decrease of 12%. As for the transactions of amending the management item, (554) transactions were carried out with a decrease of 13%, while the amendment or addition of a commercial address was (58) transactions with a decrease of 23% compared to the previous month, and the number of transactions for adding a license activity amounted to (163) transactions with a decrease of 30%, while the number of transactions for the deletion of an activity from a license amounted to (75) transactions, with a decrease of 29% compared to January 2025, and the number of (505) transactions in adding an activity

to the company's contract with a decrease of 11%, and (94) transactions of deleting an activity from the company's contract with an increase of 18%, while the change of the company's contract activity was (41) transactions with an increase of 14%, and as for the number of transactions of changing the activity of a commercial license, it amounted to (53) transactions with a decrease of 28% compared to the previous month, in the transactions of increasing the capital, (83) transactions were made in the current month with an increase of 30%, and (5) transactions were made in the capital reduction with an increase of 25% in 2025, and the number of (271) shares were amended A decrease of 18%, and the number of transactions for the entry of a partner reached (517) transactions with a decrease of 14%, and the number of transactions for the exit of a partner with a decrease of 17%, and the number of transactions for the dissolution and liquidation of the company with a decrease of 12%, and the number of transactions for the change of the company's legal entity reached (34) transactions with an increase of 17%, the number of applications for a replica license for the management of companies reached (246) with a decrease of 22% compared to the previous month, in the transactions of a request to print an extract or a statement (10372) transactions with a decrease of 22%, and the re-issuance of a license under the decision of the Status Amendment Committee amounted to (19) transactions, a decrease of 10% compared to January 2025.

record of key partnerships transaction during Feb 2025



M	Type of Transaction	Affiliates		
		January 2025	February 2025	Percentage Change
1	Issuance of a Branch of a Persons Company	347	343	-1%
2	License Renewal	311	326	5%
3	Edit Title	175	167	-5%
4	Request to Amend the Trade Name of the Branch	57	40	-30%
5	Request to Cancel License/Branch	119	114	-4%
6	Request a Replica License for Corporate Management	39	50	28%
7	Issuance of a GCC Company Branch	1	4	300%
	comprehensive	1049	1044	0%

By reviewing the data of the management of companies of persons (branches of companies) for the month of February 2025, we found the following: -

A number of (343) transactions were issued to the branches of private companies with a decrease of 1% compared to the previous month, and (326) license renewal transactions were issued with an increase of 5%, while the transactions of amending the address were (167) transactions with a decrease of 5%, and the number of transactions requesting the trade name of the branch amounted to (40) Transactions with a decrease of 30%, and the cancellation of (114) licenses/branches was requested with a decrease of 4% compared to the previous month, and the number of transactions for applying for a replica license of the Corporate Administration reached (50) transactions with an increase of 28%. A number of (4) transactions were issued in the Gulf Company's branch in the current month, an increase of 300% compared to the previous month.

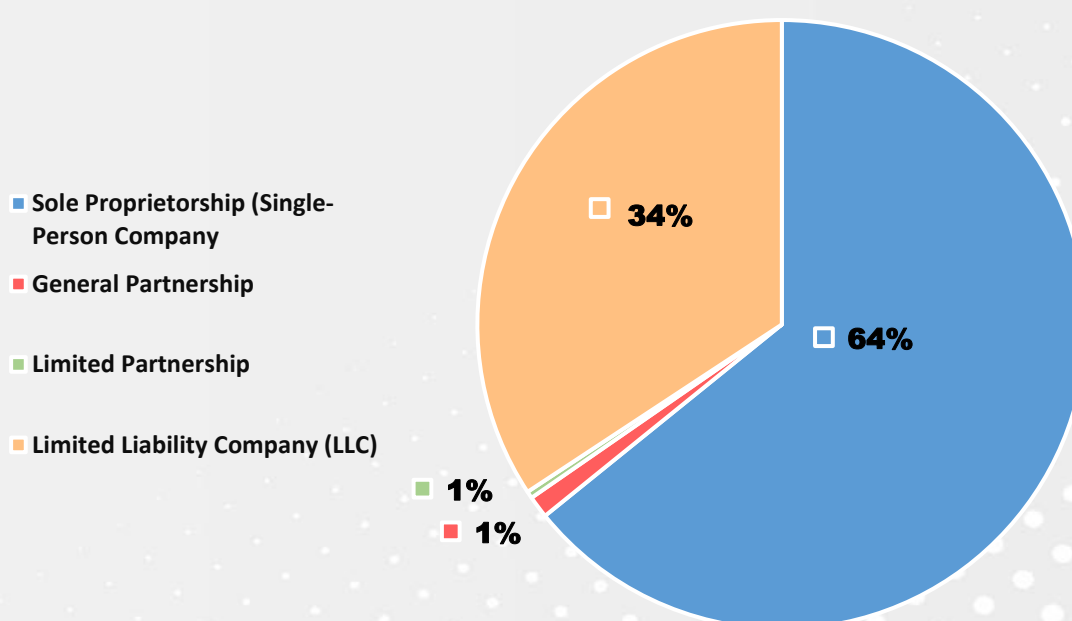
Follow/ Manage Persons Companies

M	Company Type	January 2025	February 2025	Percentage Change
1	Person Company	1105	1034	-6%
2	Partnership Company	10	19	90%
3	Simple Partnership Company	8	6	-25%
4	Limited Liability Company	624	552	-12%

By reviewing the data of the management of the companies of persons for the month of February 2025 , we found the following: -

A total of (1034) companies were licensed per person with a decrease of 6%, and (19) companies licensed for joint venture companies with an increase of 90% compared to the previous month, while the number of licensed simple partnership companies was (6) licensed companies with a decrease of 25% compared to the previous month, while in limited liability companies, (552) were licensed.) is a licensed company, a decrease of 12% compared to January 2025.

**proportional distributional of partnership licenses during
Feb 2025**



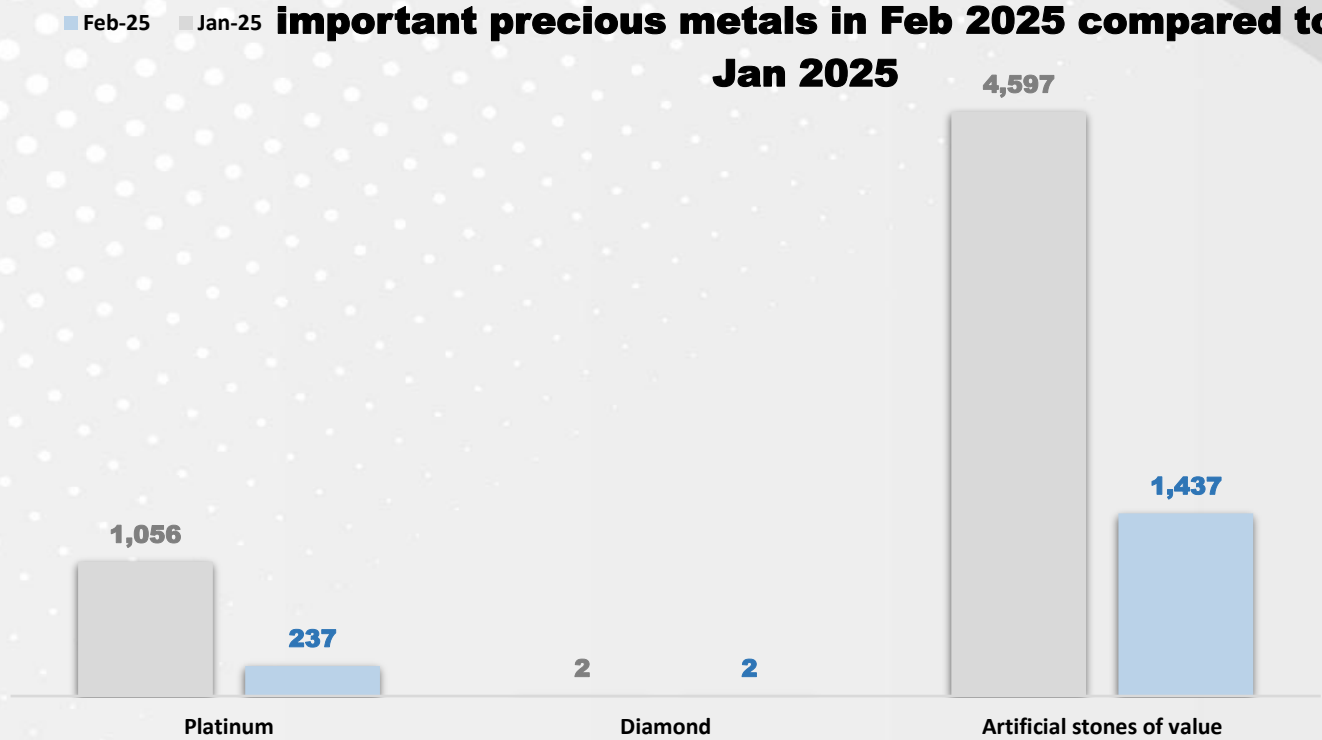
Precious Metals Management

M	check	Weight in grams			Fees (KD)		
		January 2025	February 2025	Percentage Change	January 2025	February 2025	Percentage Change
1	Valuable Artificial Stones	4,597	1,437	-69%	229.850	71.850	-69%
2	Other Valuable Stones	2,435	3,391	39%	121.750	169.550	39%
3	Diamond Restaurant Accessory	50	40	-20%	2.500	2.000	-20%
4	Stone inlaid accessory	90,162	96,015	6%	1,803.240	1,920.300	6%
5	diamond	2	2	0%	2.000	2.000	0%
6	platinum	1,056	237	-78%	52.800	11.850	-78%
7	Platinum Set with Diamonds	596	468	-21%	59.600	46.800	-21%
8	Titanium Set with Diamond	99	442	346%	4.950	22.100	346%
9	gold	1,609,314	2,041,430	27%	80,677.100	102,087.500	27%
10	Gold restaurant with valuable stones	360,078	408,878	14%	25,275.180	28,626.360	13%
11	A restaurant with diamonds went	111,804	166,297	49%	11,197.000	16,656.100	49%
12	Stainless Steel Watches Ceramic -	319	0	-100%	6.380	0.000	-100%
13	hours 0.05	51,869	124,778	141%	2,593.450	6,273.500	142%
14	hours 0.1	13,987	78,753	463%	1,398.700	7,875.300	463%
15	silver	782,562	138,838	-82%	7,825.620	1,388.380	-82%
16	Silver Inlaid with Diamonds	3,186	6,641	108%	175.230	365.255	108%
17	Silver inlaid with precious stones	196,395	111,173	-43%	4,909.875	2,779.325	-43%
comprehensive		3,228,511	3,178,820	-2%	136,335.225	168,298.170	23%

By reviewing the data of the Precious Metals Department for the month of February 2025, we find the following: -

The total fees collected for the inspection amounted to an estimated amount of (168) thousand Kuwaiti dinars, an increase of 23% compared to January 2025, where the Precious Metals Department inspected (1,437) grams of artificial stones of value, and (3,391) grams of other valuable stones, and the accessory of Almas Restaurant weighing (40) grams, and (96) grams of diamond restaurant accessories, and (96) 015 grams of accessories set with stones in the current month, and the weight of the diamonds examined by the Department was (2) grams, and (237) grams of platinum, while the examination of the two plates encrusted with diamonds amounted to (468) grams, and (442) grams of titanium encrusted with diamonds, with regard to the quantity of gold examined amounted to (2,041,430) grams, and (408,878) grams of gold set with precious stones, (166,297) grams of gold set with diamonds, (124,778) grams for 0.05 hours, (78,753) grams for 0.1 hours, (138,838) grams of silver, and (6,641) grams of silver) a gram of silver inlaid with diamonds, and (111,173) grams of silver inlaid with precious stones in February 2025.

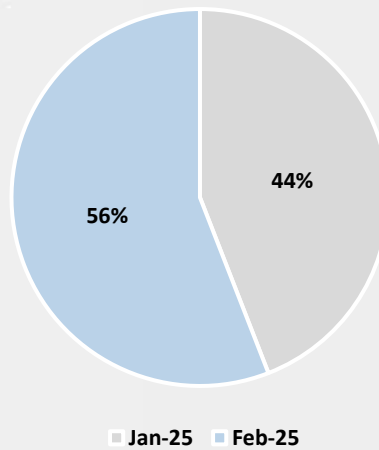
**the index of the weighted value of the most
important precious metals in Feb 2025 compared to
Jan 2025**



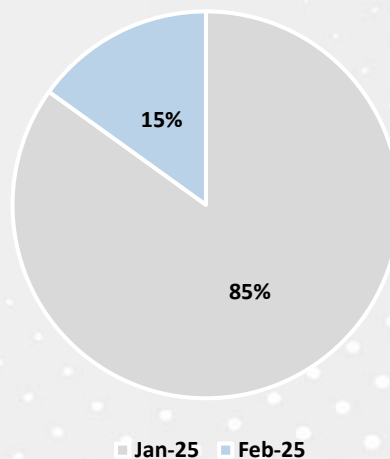
Precious Metals Management

Fees (KD)			Number			check	M
Percentage Change	February 2025	January 2025	Percentage Change	February 2025	January 2025		
-39%	162.400	268.100	-39%	1,624	2,681	Painted Accessory	1
-51%	664.500	1,364.000	-51%	1,329	2,728	Rosaries	2
-49%	826.900	1,632.100	-45%	2,953	5,409	comprehensive	

report on stone weights during Feb 2025



gold weight report during Feb 2025



Property Management

Percentage Change	February 2025	January 2025	Transactions	M
0%	1	0	Replacement of the Real Estate Brokerage Book	1
0%	19	19	Issuance of Real Estate Brokerage Book	2
0%	3	3	Addition of Deputy - Real Estate Brokerage Book	3
0%	0	0	Replacement	4
100%	2	1	Renewal of a deputy	5
-43%	4	7	Request to Renew the Real Estate Broker Identity	6
0%	2	2	- Request to Issue a Real Estate Broker ID Deputy	7
-26%	20	27	Request to Cancel a Brokerage Book	8
0%	0	0	Request to Cancel a Deputy from a Brokerage Book	9
13%	54	48	Request for Renewal of Brokerage Book	10
0%	0	0	To Whom It May Concern Certificate	11
-29%	22	31	Request to Issue a Real Estate Broker ID	12
-2%	105	107	Total	

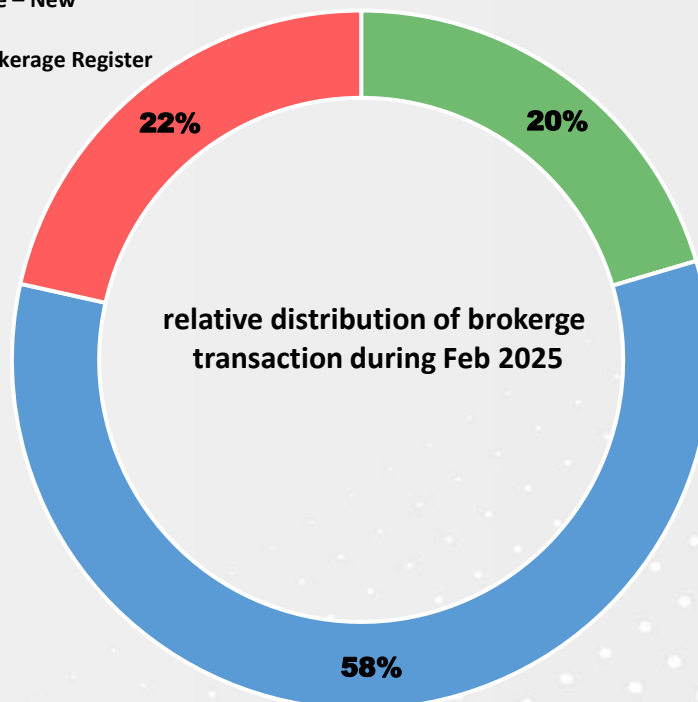
By reviewing the data of the property management for the month of February 2025, we found the following:

-

The Real Estate Department issued (105) transactions in February 2025 compared to (107) transactions for January 2025, with a decrease of 2%, which fell under 9 types of transactions, where the number of **real estate brokerage book replacement** transactions amounted to (1) transactions, and (19) transactions were recorded in the issuance of real estate brokerage books, and (3) transactions **Addition of a Deputy - Real Estate Brokerage Book**, and a request was made to renew (2) transactions with an increase of 100% compared to the previous month, and a request was made to renew the identity of a real estate broker with (4) identities, a decrease of 43%, and the issuance of a real estate broker identity was requested with a number of (2) IDs, and the number of requests to cancel a brokerage book reached (20) transactions, with a decrease of 26%, while in the renewal requests, the number of transactions was (54) transactions, an increase of 13%, and the issuance of a real estate broker identity was requested (22) IDs, a decrease of 29% compared to the previous month.

خاص في مهنة مقيمي العقار							
الشركات			الأفراد			المعاملات	
نسبة التغيير	فبراير 2025	يناير 2025	نسبة التغيير	فبراير 2025	يناير 2025		
-100%	0	1	0%	0	0	طلب اصدار ترخيص مزاولة مهنة مقيم عقار - تجديد مقيم عقار	1
0%	1	0	0%	0	0	طلب اصدار ترخيص مزاولة مهنة مقيم عقار - جديد	2
0%	1	1	0%	0	0	الإجمالي	
12			الإجمالي التراكمي لعدد السماسرة المرخصين الخليجين حتى نهاية المدة				
1783			الإجمالي التراكمي لعدد السماسرة المرخصين الكويتيين حتى نهاية المدة				
53			الإجمالي التراكمي لعدد مقيمي العقار المرخصين في الكويت حتى نهاية المدة				

- Request for Issuance of Real Estate Valuer Practice Licence – New Applicant
- Request to Cancel Brokerage Register
- طلب الغاء دفتر سمسرة

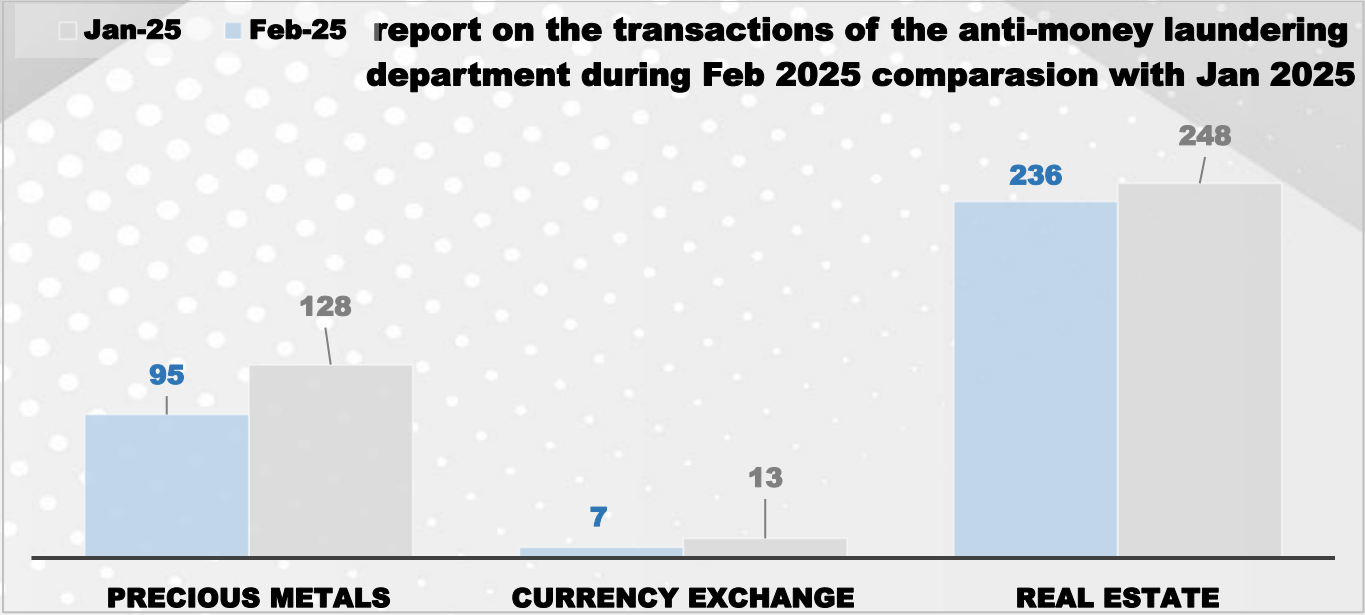


Anti-Money Laundering and Combating the Financing of Terrorism Department

transactions		January 2025			February 2025			Percentage change for the property	Exchange Change Rate	Percentage change for metals
		REAL ASTATE	Exchange	metals	REAL STATE	Exchange	metals			
1	Applications for incorporation	38	1	18	18	0	14	-53%	-100%	-22%
2	Renewal and Amendment Requests	126	6	35	39	4	17	-69%	-33%	-51%
3	Desk Audit	8	1	13	80	1	28	900%	0%	115%
4	Field Audit and Monitoring	29	2	36	8	1	16	-72%	-50%	-56%
5	Compliance Supervisor Appointment Applications	22	3	26	10	1	20	-55%	-67%	-23%
6	Instruction Forms	25	0	0	81	0	0	224%	0%	0%
Total Transactions		248	13	128	236	7	95	-5%	-46%	-26%

By reviewing the data of the Anti-Money Laundering and Combating the Financing of Terrorism Department for the month of February 2025, we find the following:

We note a decrease in the total transactions of real estate, exchange and metals, as the number of applications for establishment of the property decreased by 53%, exchange by 100%, and metals by 22% compared to the previous month, and renewal and amendment requests in the property decreased by 69%, exchange by 33%, and metals by 51% compared to the previous month, and the percentage of office audit transactions in the property increased by 900% and in metals by 115% As for the fourth item related to audit and field monitoring, we find that there is a decrease in real estate by 72%, a decrease in exchange by 50%, and a decrease in metals by 56% compared to the previous month, while requests for the appointment of a compliance controller decreased by 55% in real estate, a decrease of 67% in exchange and a decrease of 23% in metals compared to the previous month, and in the transactions of instruction forms, the percentage of increase in the real estate reached 224% compared to January 2025.



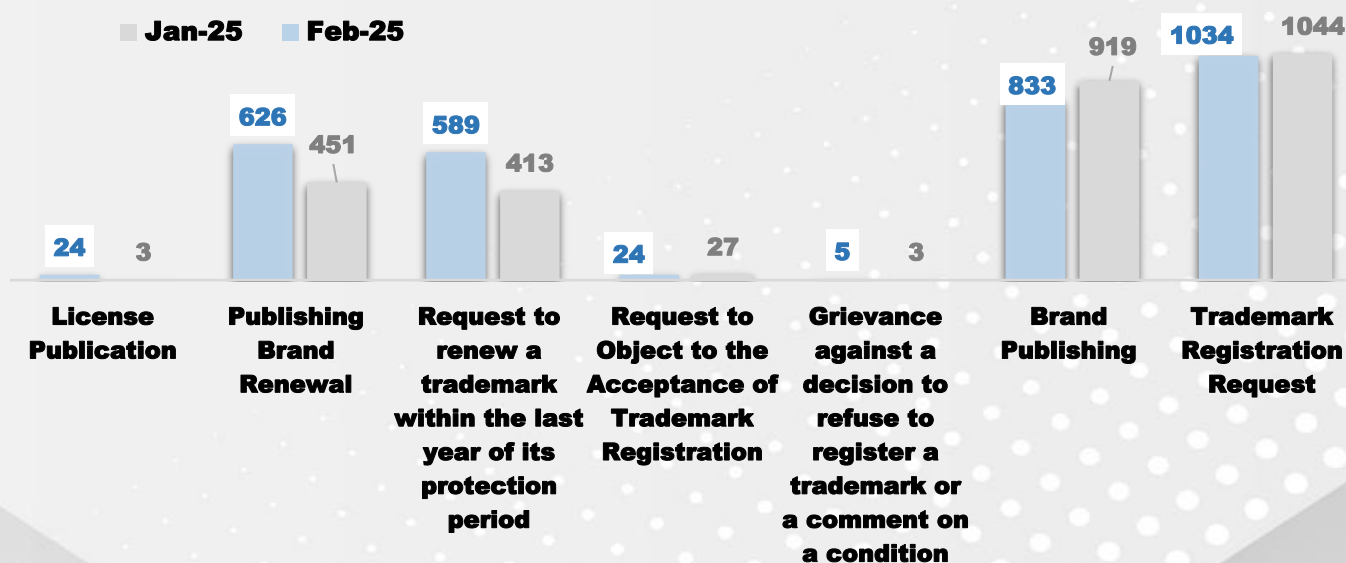
Trademark and Patent Management

Trademark Section				
M	Transactions	January 2025	February 2025	Percentage Change
1	Trademark Registration Request	1044	1034	-1%
2	Brand Publishing	919	833	-9%
3	Grievance against a decision to refuse to register a trademark or a comment on a condition	3	5	67%
4	Request to Object to the Acceptance of Trademark Registration	27	24	-11%
5	Request to renew a trademark within the last year of its protection period	413	589	43%
6	Publishing Brand Renewal	451	626	39%
7	License Publication	3	24	700%
	comprehensive	2,860	3,135	10%

By reviewing the data of the Trademarks Department for the month of February 2025, we found the following:

The number of trademark registration application transactions reached (1034) in February 2025 compared to (1044) transactions in January 2025, a decrease of 1% compared to the previous month, and (833) trademarks were published, constituting a decrease of 9% compared to the previous month, and the number of grievance transactions against the decision to refuse to register a trademark or a comment on condition (5) transactions reached an increase of 67%, while the number of transactions of an objection to the acceptance of trademark registration reached (24) transactions, a decrease of 11%, and the number of (589) transactions in a trademark renewal application during the last year of its protection period, an increase of 43% compared to the previous month, and the number of trademark renewal publication transactions reached (626) transactions, an increase of 39% compared to the previous month, and the number of license publication transactions reached (24) transactions, a significant increase of 700% compared to January 2025.

statement of trademark transactions for feb 2025 compared TO feb 2025

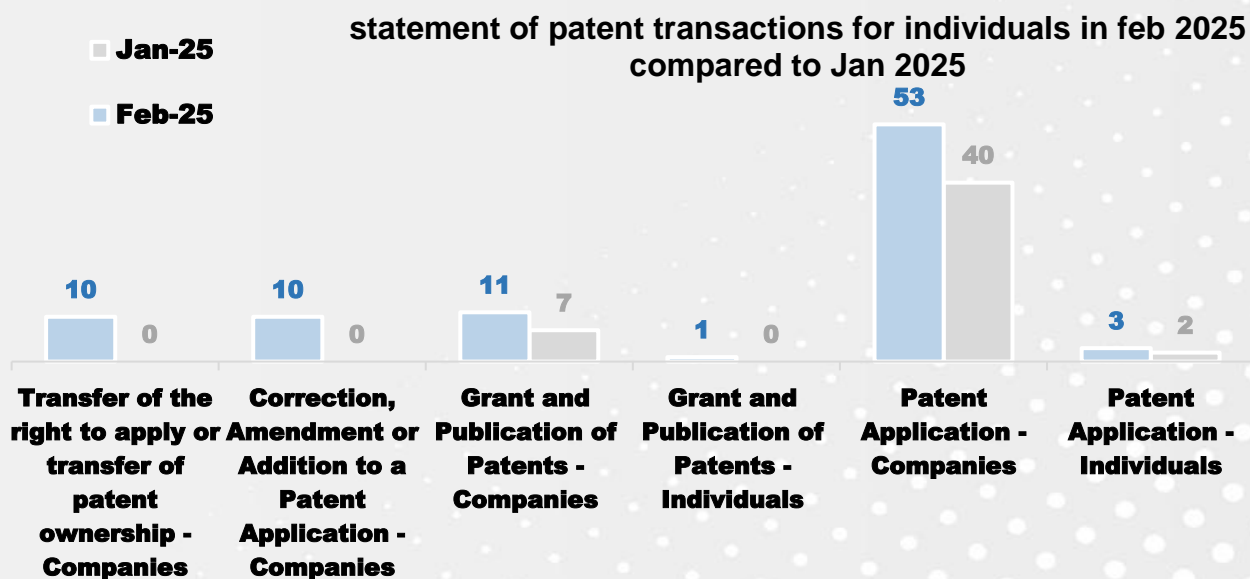


Continue / Trademark & Patent Department

Patent Department				
M	Transactions	January 2025	February 2025	Percentage Change
1	Patent Application - Individuals	2	3	50%
2	Patent Application - Companies	40	53	33%
3	Grant and Publication of Patents - Individuals	0	1	0%
4	Grant and Publication of Patents - Companies	7	11	57%
5	Correction, Amendment or Addition to a Patent Application - Companies	0	10	0%
6	Transfer of the right to apply or transfer of patent ownership - Companies	0	10	0%
Total Transactions		49	88	80%

By reviewing the data of the Patent Department for the month of February 2025, we found the following: -

The number of patent applications - individuals reached (3) transactions with an increase of 50% compared to the previous month, and the number of patent applications - companies reached (53) transactions with an increase of 33%, and the number of (1) transactions in granting and publishing patents - individuals, and (11) transactions in granting and publishing patents - companies with an increase of 57%, while in correcting, amending or adding to a patent application - companies, the number of transactions reached (10) transactions, and the number of transactions in transferring the right to divorce or transfer Patent Ownership - Companies in February 2025.

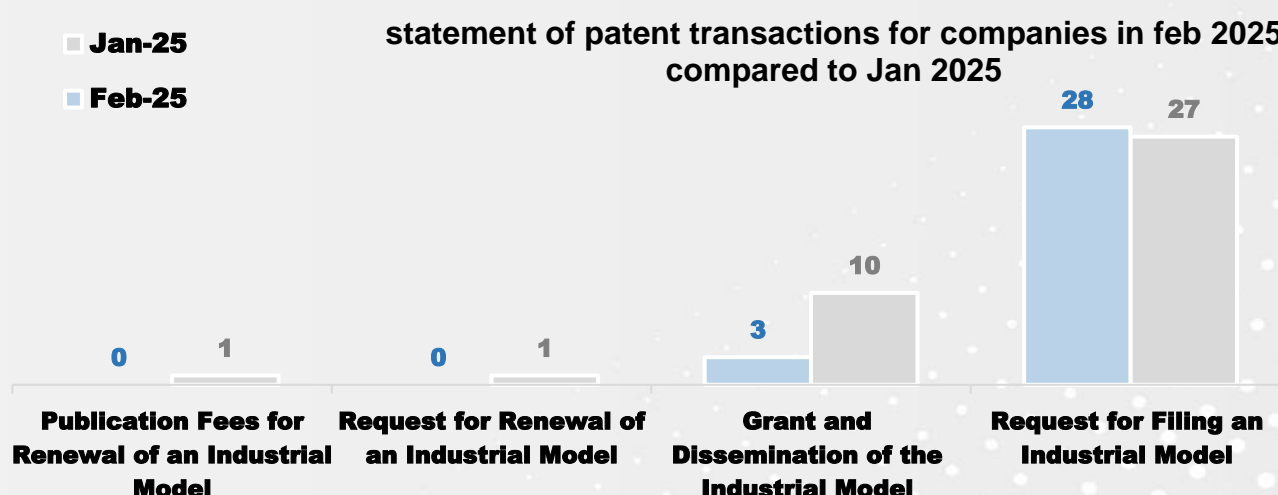


Continue / Trademark & Patent Department

Industrial Models Department				
M	Transactions	January 2025	February 2025	Percentage Change
1	Request for Filing an Industrial Model	27	28	4%
2	Grant and Dissemination of the Industrial Model	10	3	-70%
3	Request for Renewal of an Industrial Model	1	0	-100%
4	Publication Fees for Renewal of an Industrial Model	1	0	-100%
Total Transactions		39	31	-21%

By reviewing the data of the Industrial Designs Department for the month of February , we found the following:

The number of transactions for the application for the deposit of an industrial model reached (28) with an increase of 4% compared to the previous month, and the number of transactions for granting and publishing an industrial model reached (3) transactions with a decrease of 70%.



International Relations Department

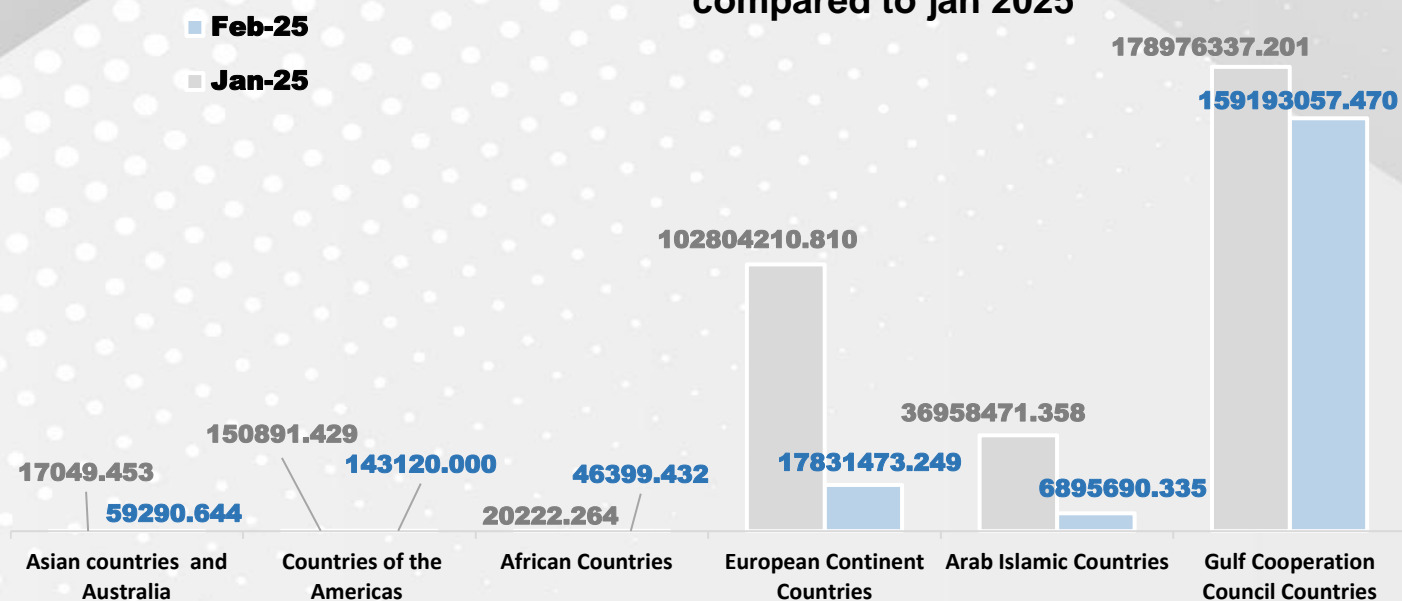
Value in Kuwaiti Dinars

Certificates of Kuwaiti origin for oil and non-oil products

M	Country Names	Certificates			Value of certificates of origin		
		January 2025	February 2025	Percentage Change	January 2025	February 2025	Percentage Change
1	Gulf Cooperation Council Countries	2039	1938	-5%	178976337.201	159193057.470	-11%
2	Arab Islamic Countries	388	400	3%	36958471.358	6895690.335	-81%
3	European Continent Countries	15	11	-27%	102804210.810	17831473.249	-83%
4	African Countries	2	2	0%	20222.264	46399.432	129%
5	Countries of the Americas	8	5	-38%	150891.429	143120.000	-5%
6	Asian countries and Australia	1	4	300%	17049.453	59290.644	248%
Total		2453	2360	-4%	318927182.515	184169031.130	-42%

Upon reviewing the data from the Department of International Relations (Kuwaiti Exports) for February 2025, it was found that the total value of non-oil Kuwaiti origin exports reached approximately KD 184 million. These exports were distributed across various regions, including the Gulf Cooperation Council (GCC) countries, Arab and Islamic countries, European countries, African countries, the Americas (North and South), and Asian countries including Australia. Exports to GCC countries amounted to around KD 159 million, reflecting an 11% decrease compared to the previous month. Exports to Arab and Islamic countries dropped by approximately 81%, totalling KD 7 million. Exports to European countries reached KD 18 million, showing a decline of about 83%. African countries received exports worth KD 46,000, marking a 129% increase. Meanwhile, exports to the Americas amounted to KD 143,000, with a 5% decrease, and exports to Asian countries and Australia totalled KD 59,000, recording a sharp decline of 248%. Overall, there was a significant 42% decrease in the total value of exports in February 2025 compared to the previous month.

statement of the value of kuwait origin exports in feb 2025 compared to jan 2025



**Number of Licenses Issued for Temporary Trade Fairs in Kuwait during February 2025
Compared to January 2025**

Exhibitions Department				
M	Transactions	January 2025	February 2025	Percentage Change
1	Issuance of a Temporary Trade Fair License	74	56	-24%
2	Issuance of a Temporary Exhibition License for Gold and Jewelry	5	5	0%
Total		79	61	-23%

By reviewing the data of the International Relations Department (Exhibition Section) for the month of February 2025 , we found the following: -

(56) licenses were issued for a temporary trade fair inside Kuwait in February 2025 compared to 74 licenses for February 2025, a decrease of 24%, and (5) licenses were issued for a temporary exhibition for gold and jewelry in February 2025 compared to (5) licenses in January 2025.

Supply Department

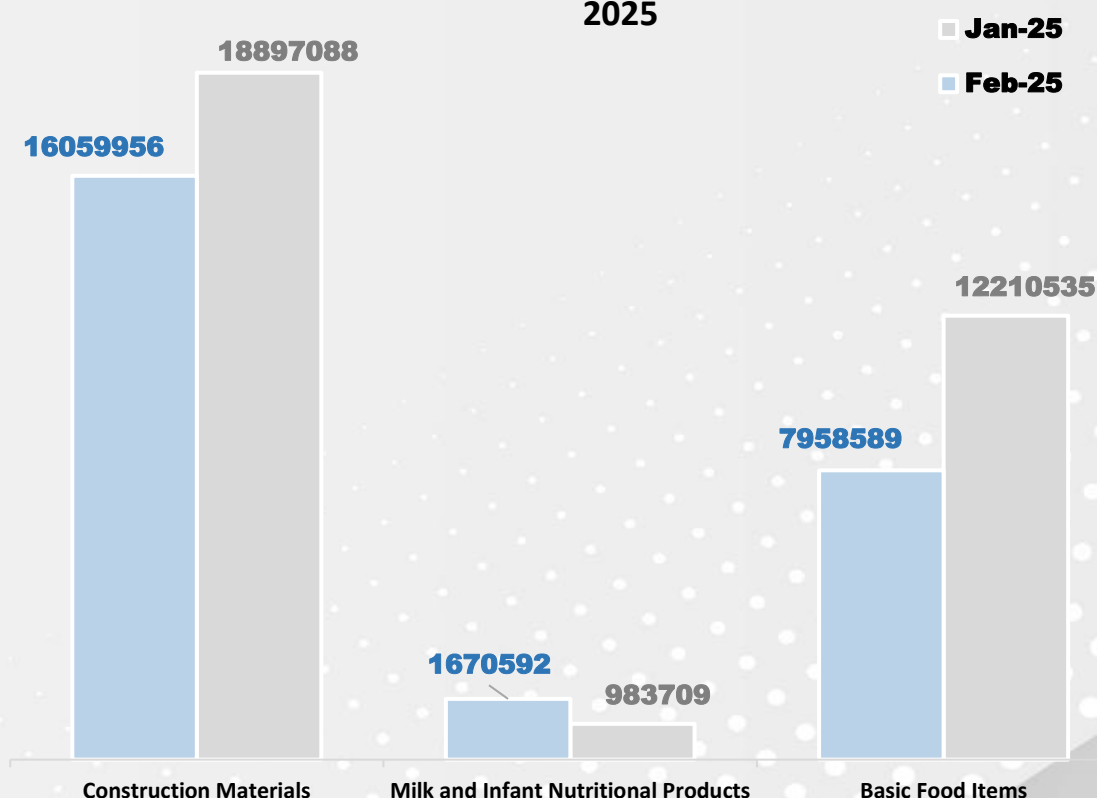
Value in Kuwaiti Dinar (to

M	Supported Materials	Outgoing support		
		January 2025	February 2025	Percentage Change
1	Base Materials	12210535	7958589	-35%
2	Baby Milk & Nutrients	983709	1670592	70%
3	Construction Materials	18897088	16059956	-15%
Total		32091332	25689137	-20%

By reviewing the data of the Supply Department for the month of February 2025 , we found the following:

The Ministry provided support for many items amounting to about KD 26 million, where the group of basic materials disbursed through the ration card for this month received an estimated amount of KD 8 million, with an estimated percentage of about 31% of the total subsidy disbursed in February 2025, a decrease of 35% compared to the previous month, and the subsidy for milk and baby nutrients amounted to about KD 2 million, representing 7% of the total subsidy disbursed, an increase of 70% compared to the previous month, and the value of construction materials amounted to about KD 16 KD million at an estimated rate of about 63% of the total subsidy disbursed, a decrease of 51% compared to January 2025.

the monthly index of disbursed subsidy amounts for feb 2025

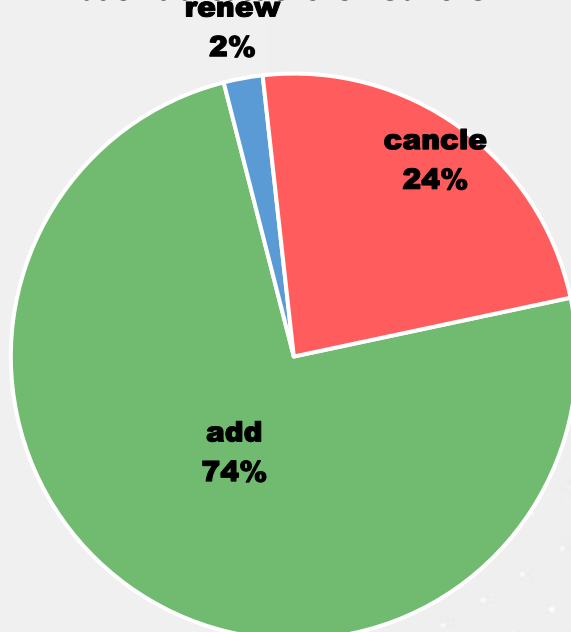


Follow/Supply Department

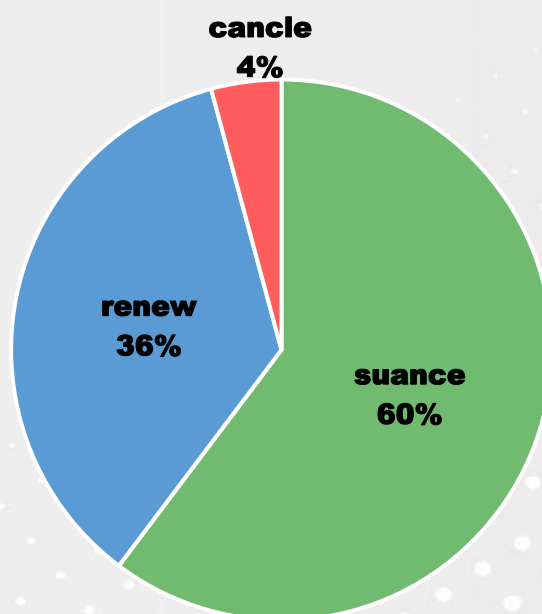
M	Ration Cards				Individual beneficiaries			
	Transactions	January 2025	February 2025	Percentage Change	Transactions	January 2025	February 2025	Percentage Change
1	Version	594	704	19%	Addition	10269	11030	7%
2	renewal	513	415	-19%	Update	366	331	-10%
3	Cancel	45	49	9%	Remove	2942	3475	18%

Statement of the cumulative number of ration cards until the end of February 2025	270122
Statement of the number of individuals benefiting from the cumulative supply until the end of February 2025	2274741

the statistical index of beneficiaries ration transactions for feb 2025



the index of beneficiaries ration transactions for feb 2025



Follow/Supply Department

M	Procedure	January 2025	February 2025	Percentage Change
1	Request for Disbursement of Subsidized Construction Materials - First Time Issue	858	657	-23%
2	Request to Renew the Disbursement Letter of Subsidized Construction Materials	39	30	-23%
3	Request for Exchange of Support Materials	9	8	-11%
4	Request a Certificate to Whom It May Concern Receive Materials	27	19	-30%
5	Request a Certificate to Whom It May Concern Not to Receive Materials	103	82	-20%
6	Exchange vouchers - without support materials	0	1	0%
Total		1036	797	-23%

By reviewing the data of the Supply Department (Construction) for the month of February 2025, we found the following:

The disbursement of subsidized construction materials was requested -the first time was issued with (657) procedures with a decrease of 23% compared to the previous month, and the letter of disbursement of subsidized construction materials was renewed (30) transactions with a decrease of 23%, and the number of requests for the exchange of support materials reached (8) requests with a decrease of 11%, and a certificate request was submitted for whom it may concern to receive materials with a number of (19) requests with a decrease of 30%, and for a certificate request for whom it may concern, the number of requests for (82) requests amounted to (82) requests A decrease of 20%, and in the exchange of vouchers – without support materials, (1) action was taken in February 2025.

The most prominent decisions issued during the month of February 2025

Ministerial Decisions:

- Ministerial Resolution No. (16) of 2025 dated 18/2/2025, amending some provisions of Ministerial Resolution No. (4) of 2023 on the procedures for determining the actual beneficiary.
- Ministerial Resolution No. (20) of 2025 dated 24/2/2025 on the formation of a committee to follow up on the implementation of the Smart License Project.

Conclusion

This is the end of our report, in which we were keen to provide all possible data and statistics on most of the Ministry's departments in a way that proves the extent of the growth of its role, and we showed the most important indicators and clarified ,them in graphs, and we presented our statistical analysis of the monthly indicators we hope that we succeeded in this report in showing the most important aspects affecting the development and development of the Ministry, I hope that this report will be liked by you, and God is the Guardian of Success