



# 2025

## Monthly Economic Bulletin March

A Summary of Key Statistics  
and Achievements  
of the Ministry's Departments  
important statistics and special  
achievements

Prepared by  
Planning and Research  
Department

# Contents

**Introduction**

**Kuwait business center**

**Commercial Control Department**

**Fraud Suppression and Awareness Management**

**Consumer Protection Department**

**Joint Stock Companies Management**

**Commercial Licensing Department**

**Managing People Companies**

**Precious Metals Management**

**Property Management**

**Anti-Money Laundering and Combating the Financing of Terrorism Department**

**Trademark and Patent Management**

**A- Trademark Section**

**B- Patent Department**

**International Relations Department**

**A. Exports of Origin Section**

**B. Exhibitions Section**

**Supply Department**

**The most prominent administrative and ministerial decisions issued in March 2025**

**Conclusion**

# **Introduction**

**This monthly economic bulletin is a monthly publication that monitors the most important statistics and achievements in the departments of the Ministry of Commerce and Industry and the most prominent monthly economic events, issued specifically for those interested in the economic affairs of the State of Kuwait in general on the Ministry's website.**

**Al, Jawhara Al Sabah**

**Director of Planning and  
Research Department**

## Kuwait business center

### People

| Total Applications for Establishment of Persons Companies |                            |                       |            |
|---|----------------------------|-----------------------|------------|
| Total   | Supported                  | Denied                | New Orders |
| 3932  | 461                        | 2087                  | 1          |
| Total Applications Approved After Review                  |                            |                       |            |
| Adopted   | Companies in Establishment | Companies Established | canceled   |
| 1747  | 461                        | 1353                  | 201        |

Referring to the data obtained in the table above, and analysing some of the available data for the month of March, we find that:

The number of new applications for incorporation of companies for persons in March 2025 amounted to (1) applications, rejected (2087) applications, and approved (461) applications, and the total approved applications cancelled after review amounted to (201) applications, established companies (1353) applications, companies under establishment (461) applications, and approved (1747) applications.

### Licenses

| Total Applications for Licenses of Persons Companies |                       |                     |
|--|-----------------------|---------------------|
| Total License Applications Submitted                 | Total Licenses Issued | Orders being issued |
| 2112   | 2654                  | 180                 |

It is clear from the above table that the total number of license applications being issued in the companies of persons amounted to (180) applications, the total number of licenses issued (2654) licenses, and the total number of license applications submitted during the month of March 2025.

### Statistics of Companies and Licenses for Mobile Vehicles

| Total Registered Incorporation Applications |                        |                            |                     |
|---|------------------------|----------------------------|---------------------|
| New Orders                                  | Denied                 | Supported                  | Total               |
| 0   | 0                      | 0                          | 0                   |
| Total Applications Approved After Review    |                        |                            |                     |
| canceled                                    | Companies Established  | Companies in Establishment | Adopted             |
| 0   | 0                      | 0                          | 0                   |
| Mobile Vehicle Licenses                     |                        |                            |                     |
| Companies Established                       | Applications Submitted | Issued Licenses            | Orders being issued |
| 0   | 0                      | 0                          | 0                   |

### Statistics of Companies and Licenses of a Special Nature

| Total Registered Incorporation Applications |                        |                            |                     |
|---|------------------------|----------------------------|---------------------|
| New Orders                                  | Denied                 | Supported                  | Total               |
| 0   | 0                      | 0                          | 0                   |
| Total Applications Approved After Review    |                        |                            |                     |
| canceled                                    | Companies Established  | Companies in Establishment | Adopted             |
| 0   | 6                      | 0                          | 0                   |
| Licenses of a Special Nature                |                        |                            |                     |
| Companies Established                       | Applications Submitted | Issued Licenses            | Orders being issued |
| 6   | 16                     | 6                          | 3                   |

It is clear from the above table that the total applications approved after review in companies and licenses of a special nature amounted to (6) companies, and in the total licenses of a special nature, the number of companies that were established amounted to (6) companies, the number of applications submitted was (16) applications, (6) licenses were issued, and the number of applications being issued amounted to (3) applications during the month of March 2025.

### Statistics of companies and micro-free licenses

| Total Registered Incorporation Applications |                        |                            |                     |
|---|------------------------|----------------------------|---------------------|
| New Orders                                  | Denied                 | Supported                  | Total               |
| 0   | 364                    | 79                         | 824                 |
| Total Applications Approved After Review    |                        |                            |                     |
| canceled                                    | Companies Established  | Companies in Establishment | Adopted             |
| 20  | 364                    | 79                         | 444                 |
| Micro Free Licenses                         |                        |                            |                     |
| Companies Established                       | Applications Submitted | Issued Licenses            | Orders being issued |
| 344   | 437                    | 380                        | 19                  |

In the above table, we find that the total number of registered applications for companies and micro-free licenses amounted to (364) rejected applications, (79) approved applications, and the total approved applications after review for companies and micro-free licenses amounted to (20) cancelled applications, (364) companies established, (79) companies under establishment, and (444) approved applications, as for micro-free licenses, the number of licenses for companies that were established reached (344) licenses, (437) applications were submitted , and the number of licenses issued reached (380) licenses, and the number of applications being issued reached (19) during the month of March 2025.

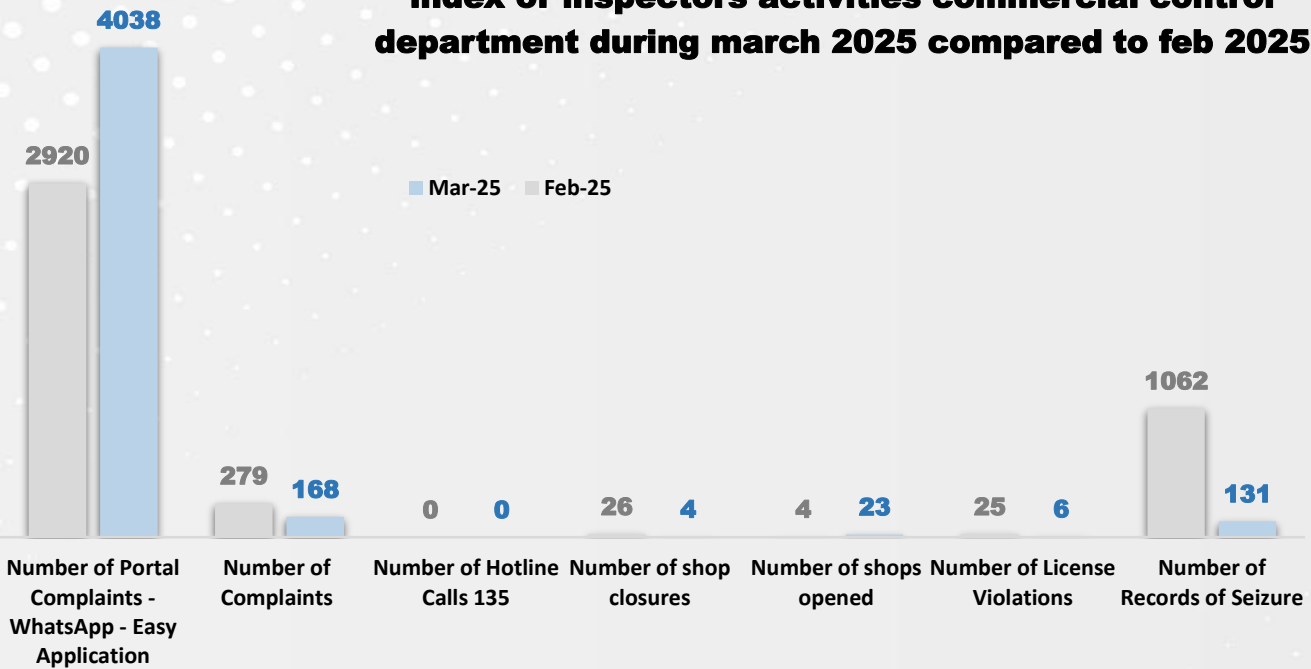
## Commercial Control Department

| M | Inspectors' work   | February 2025 | March 2025 | Percentage Change |
|---|--|---------------|------------|-------------------|
| 1 | Number of Records of Seizure                                 | 1062          | 131        | -88%              |
| 2 | Number of License Violations                                 | 25            | 6          | -76%              |
| 3 | Number of shops opened                                       | 4             | 23         | 475%              |
| 4 | Number of shop closures                                      | 26            | 4          | -85%              |
| 5 | Number of Hotline Calls 135                                  | 0             | 0          | 0%                |
| 6 | Number of Complaints   | 279           | 168        | -40%              |
| 7 | - Number of Portal Complaints<br>WhatsApp - Easy Application | 2920          | 4038       | 38%               |

By reviewing the data of the Commercial Control Department for the month of March 2025, we found the following:

The work of the inspectors of the Commercial Control Department in March amounted to (131) seizure reports, representing a decrease of 88% compared to the previous month, and (6) commercial violations in March 2025, which decreased by 76% compared to the previous month, and (23) shops were opened with an increase of 475%, and (4) shops were closed with a decrease of 85%, and we note a decrease in the number of complaints submitted, which amounted to (168) complaints, with a decrease of 40% compared to the previous month, and an increase in the number of complaints on the portal – WhatsApp. Easy Introduction Application, which reached (4038) complaints, an increase of 38% compared to March 2025.

**index of inspectors activities commercial control  
department during march 2025 compared to feb 2025**



## Commercial Fraud Suppression and Outreach Management

| M | Subject                      | Number           |               |                      |
|---|------------------------------|------------------|---------------|----------------------|
|   |                              | February<br>2025 | March<br>2025 | Percentage<br>Change |
| 1 | Fixing the country of origin | 0                | 0             | 0%                   |
| 2 | Releases                     | 0                | 0             | 0%                   |

## Consumer Protection Department

| M   | Transactions  | March 2025 |
|---|---|------------|
| 1   | Discounts ( Goods - Services - Crafts )   | 0          |
| 2   | General Liquidation   | 0          |
| 3   | Downloads   | 0          |
| 4   | Special Offer (For Cooperative Societies - Central Markets)                                     | 0          |
| 5   | Special Offer Shops   | 0          |
| 6   | Free prize draws  | 4          |
| 7   | - Distribution (Coupon - Card - Guide) Shop Discount<br>Commercial Company                      | 0          |
| 8   | Distribution of free gifts  | 0          |
| 9   | Distribution of (Coupon - Card - Guide) Discount to an<br>Organizer of a Group of Stores        | 0          |
| 10  | Seasonal and emergency offers   | 0          |
| 11  | Linking the local price to the prices of foreign and<br>international websites and applications | 0          |
| 12  | Cashback Offers   | 0          |
| 13  | Special Filtering   | 0          |
| 14  | Seasonal Shows License (Social Media)   | 0          |
| 15  | Kuwait Shopping Festival  | 0          |
| comprehensive   |   | 4          |
| Number of Summons Books                               |   | 1          |
| Number of Vehicles Required for Manufacturing Defects |   | 3232       |
| Number of goods required for manufacturing defects    |   | 0          |

By reviewing the data of the Department of Consumer Protection for the month of March 2025, we found the following:

(4) free prize draw transactions were issued for the month of March 2025, and (1) recall letters were prepared, and the number of vehicles required for manufacturing defects amounted to (3232) vehicles for the month of March 2025.


## Joint Stock Companies Management

| M  | Type of Transaction   | Joint Stock Companies |            |                   |
|----|---|-----------------------|------------|-------------------|
|    |   | February 2025         | March 2025 | Percentage Change |
| 1  | Fees for Establishing a Closed Joint Stock Company                      | 1                     | 0          | -100%             |
| 2  | Request for Renewal of a Public Principal Joint Stock License           | 7                     | 4          | -43%              |
| 3  | Request to Renew a Closed Main Shareholding License                     | 29                    | 31         | 7%                |
| 4  | Request for Issuing a Closed Main License                               | 3                     | 1          | -67%              |
| 5  | Request to Cancel a Locked License                                      | 0                     | 0          | 0%                |
| 6  | Request for Change of Address   | 19                    | 21         | 11%               |
| 7  | Request for Issuance of General Branch License                          | 1                     | 3          | 200%              |
| 8  | Request to Issue a Closed Branch License                                | 4                     | 8          | 100%              |
| 9  | Request to Renew a Public Shareholding License Branch                   | 25                    | 18         | -28%              |
| 10 | Request to Renew a Closed Joint Stock License Branch                    | 23                    | 18         | -22%              |
| 11 | Request to cancel a general license branch                              | 0                     | 1          | 0%                |
| 12 | Request to cancel a closed branch license                               | 2                     | 1          | -50%              |
| 13 | Request to Add Activity   | 18                    | 4          | -78%              |
| 14 | Request to change activity  | 3                     | 1          | -67%              |
| 15 | Request to delete an activity   | 16                    | 2          | -88%              |
| 16 | Renewal of the license to practice the profession of auditing           | 1                     | 1          | 0%                |
| 17 | Request to Replace a Lost License to Practice the Profession of Auditor | 1                     | 0          | -100%             |
| 18 | Request for Attestation of Auditor's Signature                          | 211                   | 193        | -9%               |
| 19 | Registration in the Auditors' Register                                  | 1                     | 1          | 0%                |

By reviewing the data of the joint stock companies' management for the month of March 2025, we found the following: -

The number of transactions for the renewal of a public main shareholding license reached (4) with a decrease of 43% compared to the previous month, (31) transactions for the renewal of a closed main shareholding license with an increase of 7%, (1) transactions for the issuance of a closed main license, (21) transactions for a change of address with an increase of 11%, (3) transactions for the issuance of a general branch license with an increase of 200%, and (8) transactions for the issuance of a closed branch license (18) Renewal of a Public Joint Stock License Branch with a decrease of 28%, (18) **Closed Joint Stock License Branch** Renewal Transaction with a 22% decrease, (1) Cancellation of a Closed Branch License with a 50% decrease, (4) Activity Addition Request with a 78% decrease, (1) Activity Change Request with a 67% decrease, and (2) Activity Cancellation Request Transaction A decrease of 88% compared to the previous month, and (1) the renewal of the auditor's license and (193) the auditor's signature certification request, a decrease of 9% compared to the previous month, and the number of registration transactions in the auditors' register reached (1) transactions in March 2025.

### report on activity amendments in joint-stock companies during march 2025 compared to feb 2025



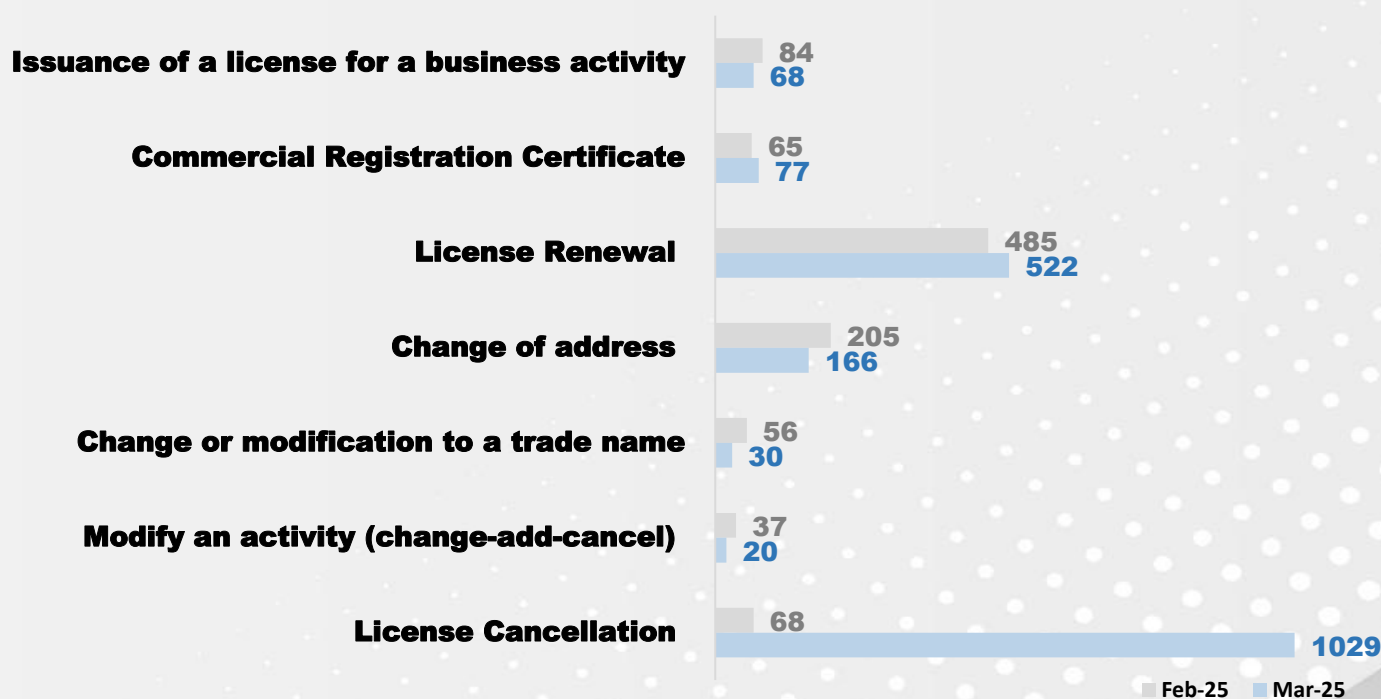
## Commercial Licensing Department

| M             | Type of Transaction                                 | Natural person |            |                   |
|---------------|---|----------------|------------|-------------------|
|               |   | February 2025  | March 2025 | Percentage Change |
| 1             | Issuance of a license for a business activity       | 84             | 68         | -19%              |
| 2             | Issuance of a new license for artisanal activity    | 32             | 36         | 13%               |
| 3             | Issuance of a new license for a consulting activity | 0              | 0          | 0%                |
| 4             | Commercial Registration Certificate                 | 65             | 77         | 18%               |
| 5             | License Renewal                                     | 485            | 522        | 8%                |
| 6             | Change of address                                   | 205            | 166        | -19%              |
| 7             | Change or modification to a trade name              | 56             | 30         | -46%              |
| 8             | Modify an activity (change-add-cancel)              | 37             | 20         | -46%              |
| 9             | License Cancellation                                | 68             | 1029       | 1413%             |
| 10            | Transfer to heirs                                   | 16             | 13         | -19%              |
| 11            | Change of heirs' agent                              | 2              | 0          | -100%             |
| 12            | Assignment of a license for a business activity     | 31             | 16         | -48%              |
| 13            | Waiver of License with Artisanal Activity           | 7              | 15         | 114%              |
| 14            | Waiver of License with Consultancy Activity         | 0              | 0          | 0%                |
| 15            | Brokerage Book Issuance                             | 2              | 2          | 0%                |
| 16            | Brokerage Book Renewal                              | 17             | 6          | -65%              |
| 17            | Changing the Brokerage Profession                   | 0              | 0          | 0%                |
| comprehensive |   | 1107           | 2000       | 81%               |

By reviewing the data of the Commercial Licenses Department (Natural Person) for the month of March 2025, we find the following: -

(68) licenses were issued with a decrease of 19% compared to the previous month, (36) new licenses with a trade activity were issued with an increase of 13% compared to the previous month, (77) commercial registration certificates were issued with an increase of 18% compared to the previous month, (522) licenses renewal transactions for natural persons were issued with an increase of 8% compared to the previous month, (166) addresses were changed with a decrease of 19% compared to the previous month, and (30) transactions were changed by a change or amendment to a trade name A decrease of 46% compared to the previous month, and as for the modification of activities, (20) activities of a natural person were amended with a decrease of 46% compared to the previous month, and (1029) licenses were canceled with an increase of 1413% compared to the previous month, and (13) transfers of heirs of a natural person were waived with a decrease of 19% compared to the previous month, and (16) licenses with a commercial activity were waived with a decrease of 48% compared to the previous month, and (15) licenses with a craft activity were waived for the current month, an increase of 114% compared to the previous month. Two transactions were the issuance of a brokerage book, and (6) brokerage books for natural persons were renewed with a decrease of 65% in March 2025.

### transactions of the natural person during march 2025 compared to feb 2025



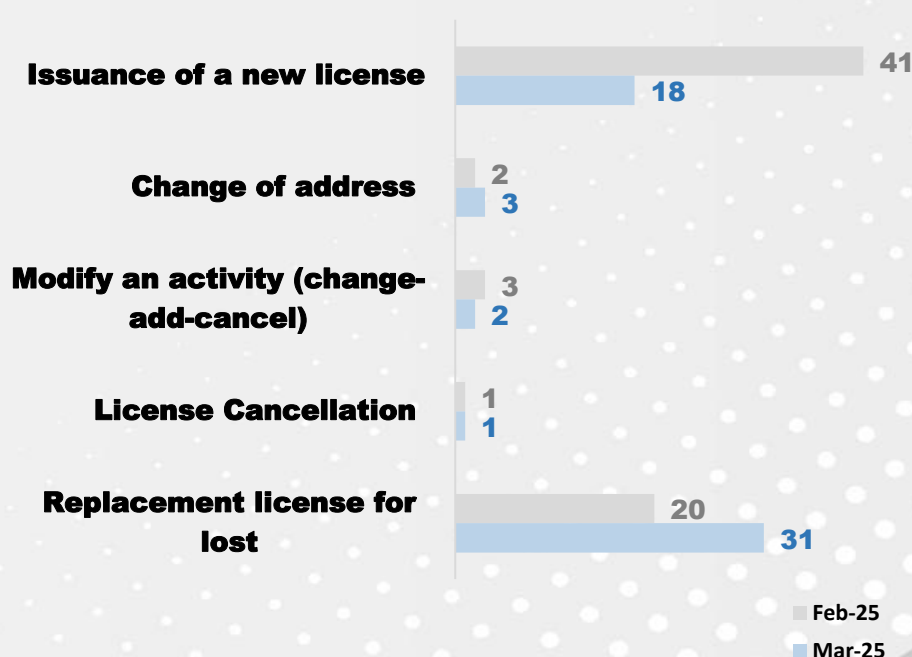
## Follow/ Commercial Licenses Department

| M | Type of Transaction                    | Considered Person |            |                   |
|---|--|-------------------|------------|-------------------|
|   |  | February 2025     | March 2025 | Percentage Change |
| 1 | Issuance of a new license              | 0                 | 3          | 0%                |
| 2 | License Renewal                        | 41                | 18         | -56%              |
| 3 | Change of address                      | 2                 | 3          | 50%               |
| 4 | Change or modification to a trade name | 0                 | 0          | 0%                |
| 5 | Modify an activity (change-add-cancel) | 3                 | 2          | -33%              |
| 6 | License Cancellation                   | 1                 | 1          | 0%                |
| 7 | Replacement license for lost           | 20                | 31         | 55%               |
|   | comprehensive                          | 67                | 58         | -13%              |

By reviewing the data of the Commercial Licenses Department (Legal Person) for the month of March 2025, we found the following:

A new license was issued with (3) for the previous month, (18) licenses were renewed with a decrease of 56% compared to the previous month, as for the address change transaction, the address of (3) licensing activities for the legal person was changed with an increase of 50% compared to the previous month, and for the modification of activities, (2) activities were amended with a decrease of 33% compared to the previous month, and (1) license for the legal person was canceled, and (31) licenses were issued in March 2025 to replace the legal person, with an increase of 55% compared to the previous month. The previous month.

### transactions of the legal entity during march 2025 compared to feb 2025



## Continue / Commercial Licensing Department

| M     | Number of Institutions by Sectors  | Natural person |            |                   | Considered Person |            |                   |
|-------|--|----------------|------------|-------------------|-------------------|------------|-------------------|
|       |  | February 2025  | March 2025 | Percentage Change | February 2025     | March 2025 | Percentage Change |
| 1     | General Trade Activities and Related Services                                  | 92             | 57         | -38%              | 0                 | 3          | 0%                |
| 2     | ,Industries Activities for Textiles Apparel, Leather and Related Services      | 15             | 18         | 20%               | 0                 | 0          | 0%                |
| 3     | Tourism Activities and Related Services  | 0              | 1          | 0%                | 0                 | 0          | 0%                |
| 4     | Real Estate Activities and Related Services                                    | 11             | 1          | -91%              | 0                 | 0          | 0%                |
| 5     | Maintenance and Repair Services Activities (Minor Crafts) and Related Services | 11             | 24         | 118%              | 0                 | 0          | 0%                |
| 6     | Accommodation, food and related services activities                            | 22             | 22         | 0%                | 0                 | 0          | 0%                |
| 7     | Contracting activities and related services                                    | 6              | 4          | -33%              | 0                 | 0          | 0%                |
| 8     | ,Professional, scientific, technical advisory and related services             | 5              | 2          | -60%              | 0                 | 0          | 0%                |
| 9     | Printing activities and related services                                       | 2              | 0          | -100%             | 0                 | 0          | 0%                |
| 10    | Transportation, warehousing and related services activities                    | 5              | 3          | -40%              | 0                 | 0          | 0%                |
| 11    | Information and communication activities and related services                  | 2              | 3          | 50%               | 0                 | 0          | 0%                |
| 12    | Food Industry and Related Services Activities                                  | 4              | 2          | -50%              | 0                 | 0          | 0%                |
| 13    | Rental activities, usage activities and related services                       | 3              | 3          | 0%                | 0                 | 0          | 0%                |
| 14    | Repair, maintenance, installation of machinery, equipment and related services | 0              | 3          | 0%                | 0                 | 0          | 0%                |
| 15    | Furniture Industry and Related Services Activities                             | 1              | 0          | -100%             | 0                 | 0          | 0%                |
| 16    | Arts, entertainment, entertainment and related services                        | 0              | 0          | 0%                | 0                 | 0          | 0%                |
| 17    | Financial activities, insurance activities and related services                | 0              | 0          | 0%                | 0                 | 0          | 0%                |
| 18    | Administrative services activities and related business support and services   | 1              | 0          | -100%             | 0                 | 0          | 0%                |
| 19    | Servicing activities for buildings and related services                        | 0              | 0          | 0%                | 0                 | 0          | 0%                |
| 20    | Educational and related services   | 0              | 1          | 0%                | 0                 | 0          | 0%                |
| Total |  | 180            | 144        | -20%              | 0                 | 3          | 0%                |

By reviewing the data of the Commercial Licenses Department for the month of March 2025, we found the following:

The number of commercial licenses issued for various sectors reached (144) licenses, the highest (general trade activities and related services) amounted to (57) licenses for natural persons, followed by maintenance and repair services activities (simple crafts) and related services with 24 licenses, followed by residence, restaurants and related services with (22) licenses in March 2025.

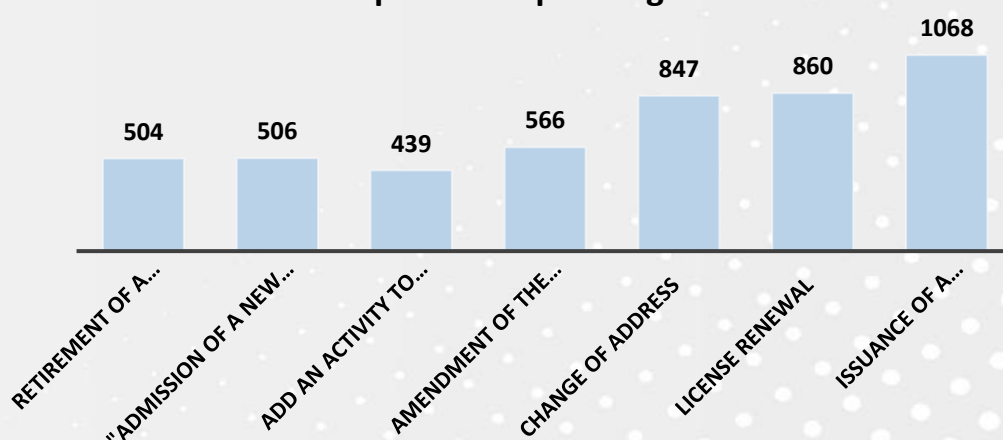
## Managing People Companies

| M             | Type of Transaction   | Main Companies |            |                   |
|---------------|---|----------------|------------|-------------------|
|               |   | February 2025  | March 2025 | Percentage Change |
| 1             | Issuance of a permanent/temporary license (persons companies)                 | 1264           | 1068       | -16%              |
| 2             | License Renewal   | 855            | 860        | 1%                |
| 3             | Change of address   | 879            | 847        | -4%               |
| 4             | Change a trade name   | 155            | 130        | -16%              |
| 5             | Amendment of the Admin Clause   | 554            | 566        | 2%                |
| 6             | Modify or add a business address  | 58             | 57         | -2%               |
| 7             | Add a license activity  | 163            | 137        | -16%              |
| 8             | Delete an activity from a license   | 75             | 80         | 7%                |
| 9             | Add an activity to the company's contract                                     | 505            | 439        | -13%              |
| 10            | Delete an activity from the company's contract                                | 94             | 79         | -16%              |
| 11            | Changing the Activity of the Company Contract                                 | 41             | 44         | 7%                |
| 12            | Change of Business License Activity   | 53             | 62         | 17%               |
| 13            | Capital Increase  | 83             | 78         | -6%               |
| 14            | Capital reduction   | 5              | 6          | 20%               |
| 15            | Adjusting Quotas  | 271            | 225        | -17%              |
| 16            | Partner Login   | 517            | 506        | -2%               |
| 17            | Partner exit  | 511            | 504        | -1%               |
| 18            | Dissolution and liquidation of the company                                    | 78             | 188        | 141%              |
| 19            | Change of the legal entity of the company                                     | 34             | 34         | 0%                |
| 20            | Request a Replica License for Corporate Management                            | 246            | 226        | -8%               |
| 21            | Request to Print an Extract or Affidavit                                      | 10372          | 9220       | -11%              |
| 22            | Re-issuance of a license under the decision of the Status Amendment Committee | 19             | 24         | 26%               |
| comprehensive |   | 16832          | 15380      | -9%               |

By reviewing the data of the management of the companies of persons (main companies) for the month of March 2025, we find the following:

A number of (1068) permanent/temporary licenses were issued to the main persons companies, a decrease of 16% compared to the previous month, while the license renewal transactions were (860) transactions, a decrease of 1% compared to February 2025, and the address of (847) main companies was changed, a decrease of 4% compared to the previous month, and the number of trade name change transactions reached (130) transactions with a decrease of 16%, for the transactions of amending the management item, (566) transactions were made with a decrease of 2%, while the amendment or addition of a commercial address was (57) transactions with a decrease of 2% compared to the previous month, the number of transactions for adding a license activity amounted to (137) transactions with a decrease of 16%, while the number of transactions for deleting an activity from a license amounted to (80) transactions with a decrease of 7% compared to February 2025, and the number of (439) transactions for adding an activity to the company's contract with a decrease of 16% 13%, and the number of (79) transactions of deletion of activity from the company's contract with a decrease of 16% compared to February 2025, while the change of activity of the company's contract was (44) transactions with an increase of 7%, and as for the number of transactions of changing the activity of the commercial license activity, it reached (62) transactions, an increase of 17% compared to the previous month, and in the transactions of capital increase, (78) transactions were made in the current month, with a decrease of 6%, and (6) transactions in capital reduction with an increase of 20% compared to February 2025, and (225) shares were amended with a decrease of 17%, and the number of transactions for the entry of a partner reached (506) transactions with a decrease of 2%, and the number of transactions for the exit of a partner with a decrease of 1%, and the number of transactions for the dissolution and liquidation of the company with an increase of 141%, and the number of transactions for changing the legal entity of the company reached (34) transactions, and the number of applications for a replica license for the management of companies amounted to (226) applications, a decrease of 8% compared to the previous month, in the transactions of a request to print an extract or a statement (9220) transactions, a decrease of 11%, and the re-issuance of a license under the decision of the Status Amendment Committee amounted to (24) transactions, an increase of 26% compared to February 2025.

main transactions of partnership during march 2025



| M             | Type of Transaction                                | Affiliates    |            |                   |
|---------------|--|---------------|------------|-------------------|
|               |  | February 2025 | March 2025 | Percentage Change |
| 1             | Issuance of a Branch of a Persons Company          | 343           | 324        | -6%               |
| 2             | License Renewal                                    | 326           | 374        | 15%               |
| 3             | Edit Title   | 167           | 170        | 2%                |
| 4             | Request to Amend the Trade Name of the Branch      | 40            | 51         | 28%               |
| 5             | Request to Cancel License/Branch                   | 114           | 181        | 59%               |
| 6             | Request a Replica License for Corporate Management | 50            | 37         | -26%              |
| 7             | Issuance of a GCC Company Branch                   | 4             | 1          | -75%              |
| comprehensive |  | 1044          | 1138       | 9%                |

By reviewing the data of the management of companies of persons (branches of companies) for the month of March 2025, we find the following:

A number of (324) transactions were issued to the branches of private companies, a decrease of 6% compared to the previous month, and a number of (374) license renewal transactions, an increase of 15% compared to the previous month, while the transactions of amending the address were (170) transactions, an increase of 2% compared to the previous month, and a number of The transactions of the trade name amendment request for the branch amounted to (51) transactions, an increase of 28%, and the cancellation of (181) licenses/branches was requested in the current month , an increase of 59% compared to the previous month, and the number of transactions for the application of a replica license for the corporate management reached (37) transactions, a decrease of 26% Compared to the previous month, (1) transactions were issued at the GCC branch in the current month, a decrease of 75% compared to the previous month.

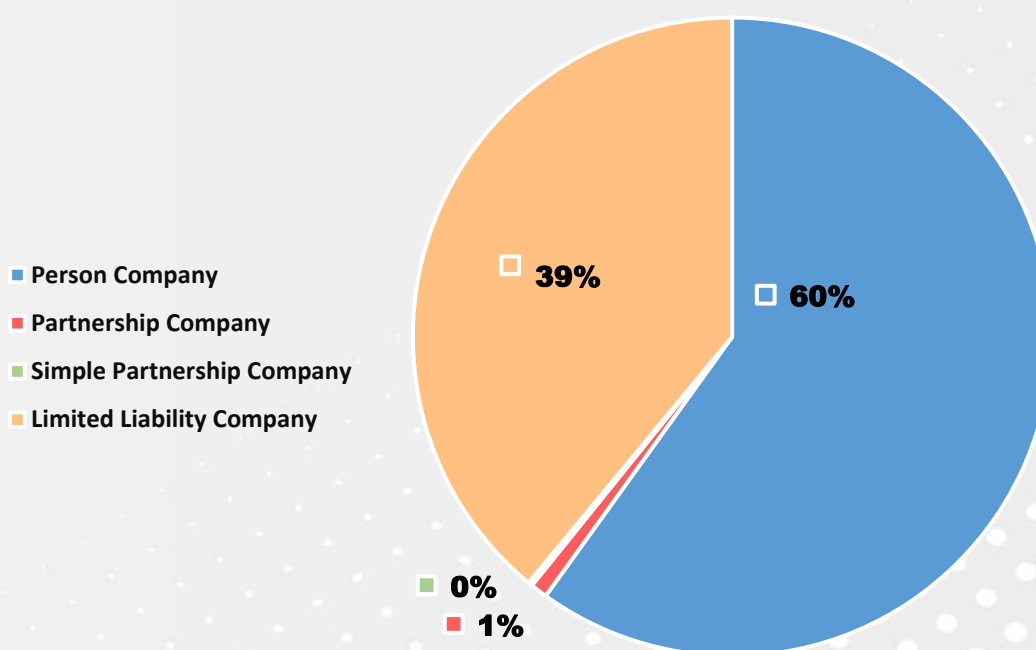
## Follow/ Manage Persons Companies

| M | Company Type               | February 2025 | March 2025 | Percentage Change |
|---|----------------------------|---------------|------------|-------------------|
| 1 | Person Company             | 1034          | 836        | -19%              |
| 2 | Partnership Company        | 19            | 12         | -37%              |
| 3 | Simple Partnership Company | 6             | 3          | -50%              |
| 4 | Limited Liability Company  | 552           | 544        | -1%               |

By reviewing the data of the management of personal companies for the month of March 2025, we found the following:

**A total of (836) companies were licensed per person, a decrease of 19% compared to March 2025, and (12) companies licensed for partnership companies, a decrease of 37% compared to the previous month, while the number of licensed simple partnership companies was (3) licensed companies, a decrease of 50% compared to the previous month. In limited liability companies, (544) licensed companies were licensed, a decrease of 1% compared to February 2025.**

### proportional distributional of partnership licenses during march 2025

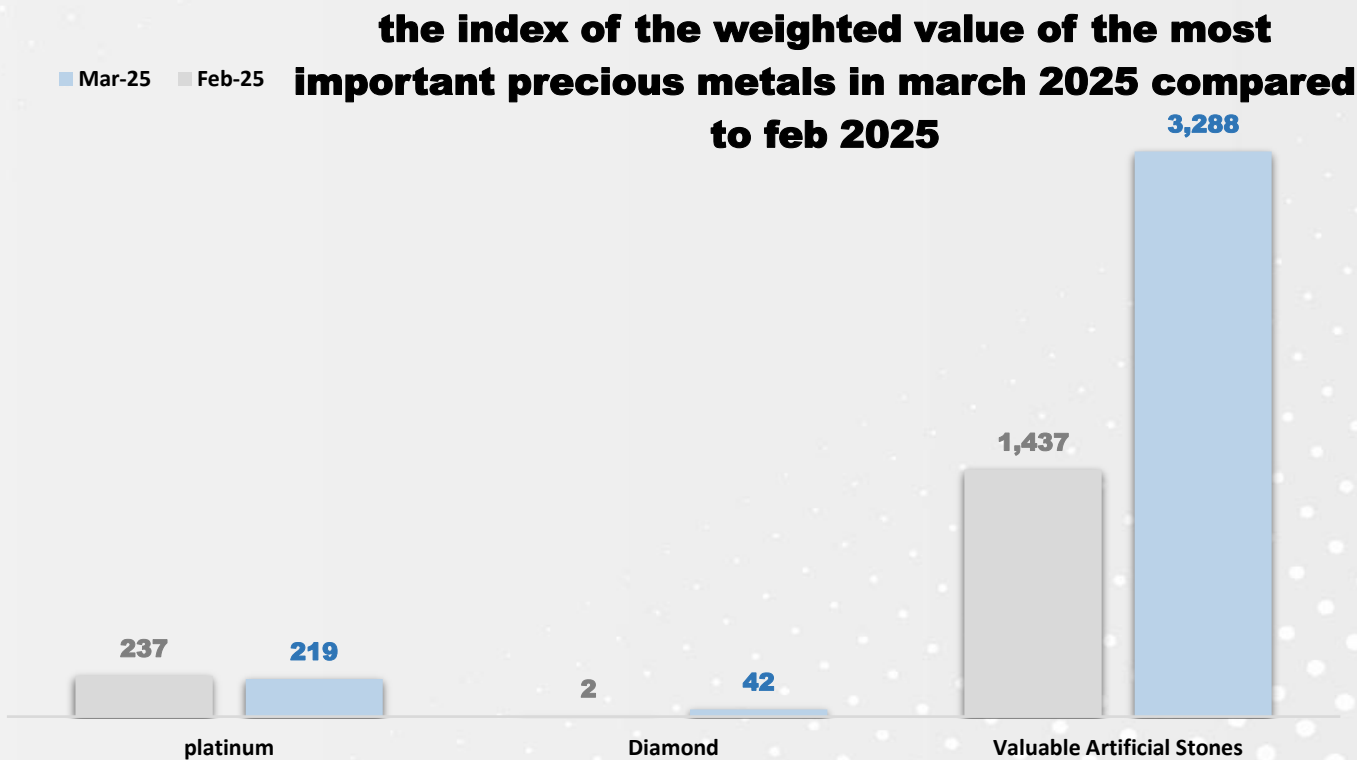


## Precious Metals Management

| M             | check                                | Weight in grams |               |                   | Fees (KD)     |             |                   |
|---------------|--------------------------------------|-----------------|---------------|-------------------|---------------|-------------|-------------------|
|               |                                      | February 2025   | March 2025    | Percentage Change | February 2025 | March 2025  | Percentage Change |
| 1             | Valuable Artificial Stones           | 1,437           | 3,288         | 129%              | 71.850        | 164.400     | 129%              |
| 2             | Other Valuable Stones                | 3,391           | 3,587         | 6%                | 169.550       | 179.350     | 6%                |
| 3             | Diamond Restaurant Accessory         | 40              | 76            | 90%               | 2.000         | 3.800       | 90%               |
| 4             | Restaurant Accessories with Stones   | 96,015          | 95,833        | 0%                | 1,920.300     | 1,916.660   | 0%                |
| 5             | Diamond                              | 2               | 42            | 2000%             | 2.000         | 42.000      | 2000%             |
| 6             | platinum                             | 237             | 219           | -8%               | 11.850        | 10.950      | -8%               |
| 7             | Platinum Restaurant with Almas       | 468             | 420           | -10%              | 46.800        | 42.000      | -10%              |
| 8             | Titanium Alloy Plate                 | 442             | 155           | -65%              | 22.100        | 7.750       | -65%              |
| 9             | gold                                 | 2,041,430       | 2,750,058.000 | 35%               | 102,087.500   | 139,342.250 | 36%               |
| 10            | Gold restaurant with valuable stones | 408,878         | 362,729       | -11%              | 28,626.360    | 25,765.110  | -10%              |
| 11            | Gold Palmas Restaurant               | 166,297         | 115,132       | -31%              | 16,656.100    | 11,998.700  | -28%              |
| 12            | Stainless Steel Watches Ceramic -    | 0               | 9,200         | 0%                | 0             | 184.000     | 0%                |
| 13            | Silver watches with diamonds         | 0               | 508           | 0%                | 0             | 27.940      | 0%                |
| 14            | hours 0.05                           | 124,778         | 80,042        | -36%              | 6,273.500     | 4,002.100   | -36%              |
| 15            | hours 0.1                            | 78,753          | 48,729        | -38%              | 7,875.300     | 4,872.900   | -38%              |
| 16            | silver                               | 138,838         | 1,983,654     | 1329%             | 1,388.380     | 19,910.260  | 1334%             |
| 17            | Silver Inlaid with Diamonds          | 6,641           | 1,351         | -80%              | 365.255       | 74.305      | -80%              |
| 18            | Silver inlaid with precious stones   | 111,173         | 120,543       | 8%                | 2,779.325     | 3,013.575   | 8%                |
| comprehensive |                                      | 3,178,820       | 5,575,566     | 75%               | 168,298.170   | 211,558.050 | 26%               |

By reviewing the data of the Precious Metals Department for the month of March 2025, we found the following: -

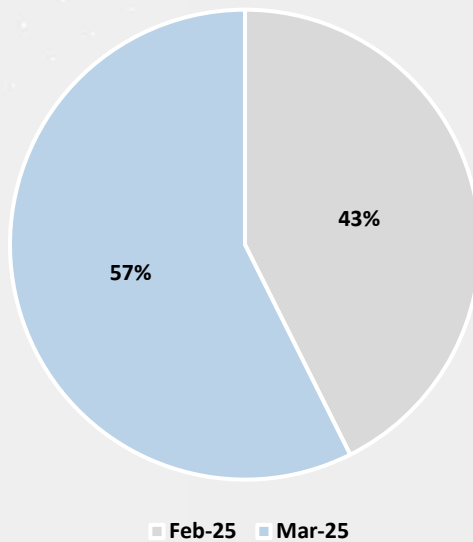
The total fees collected for the inspection amounted to about (211,558.050) thousand Kuwaiti Dinars, an increase of **26%** compared to March 2025, where the Precious Metals Department inspected (3,288) grams of artificial stones of value, and (3,587) grams of other valuable stones, and the accessory of Almas Restaurant weighing (76) grams, and (96,833) grams of accessories encrusted with stones in the current month, and the weight of the diamonds examined by the Department amounted to (42) grams, and (219) grams of platinum, while the examination of the two plates encrusted with diamonds amounted to (420) grams, and (155) grams of titanium encrusted with diamonds, with regard to the quantity of gold examined amounted to (2,750,058,000) grams. (362,729) grams of gold set with precious stones, (115,132) grams of gold set with diamonds in March 2025, (9,200) grams of stainless steel-ceramic watches, (508) grams of silver watches with diamonds, (80,042) grams of 0.05 hours, and (48,729) grams of (48,729) grams of silver watches for 0.1 hours, 1,983,654 grams of silver, 1,351 grams of diamond-inlaid silver, and 120,543 grams of silver inlaid with precious stones were examined in March 2025.



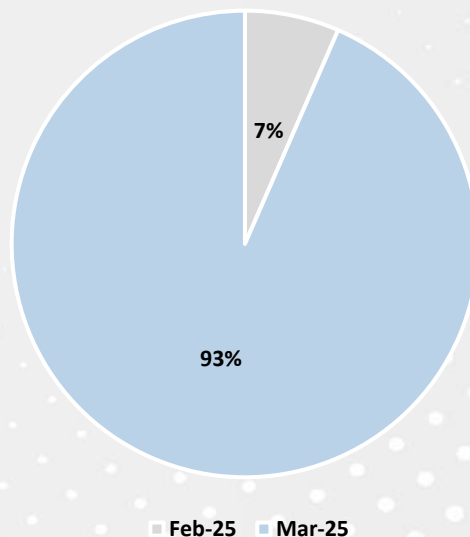
## Precious Metals Management

| M             | check             | Number        |            |                   | Fees (KD)     |            |                   |
|---------------|-------------------|---------------|------------|-------------------|---------------|------------|-------------------|
|               |                   | February 2025 | March 2025 | Percentage Change | February 2025 | March 2025 | Percentage Change |
| 1             | Painted Accessory | 1,624         | 2,392      | 47%               | 162.400       | 239.200    | 47%               |
| 2             | Rosaries          | 1,329         | 2,002      | 51%               | 664.500       | 1,001.000  | 51%               |
| comprehensive |                   | 2,953         | 4,394      | 49%               | 826.900       | 1,240.200  | 50%               |

the relative distribution of gold weight in march 2025 compared to feb 2025



the relative distribution of silver weight in march 2025 compared to feb 2025



## Property Management

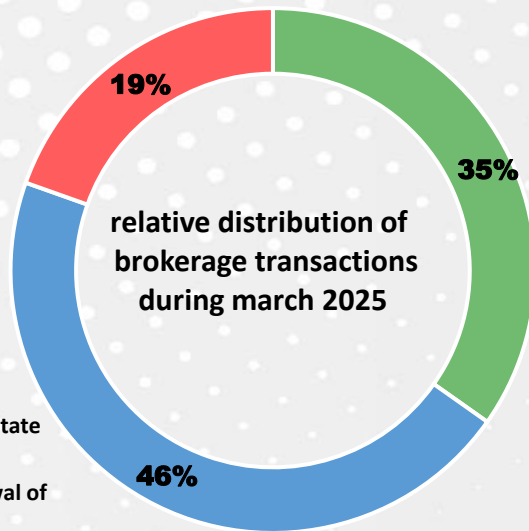
| M     | Transactions   | February 2025 | March 2025 | Percentage Change |
|-------|--|---------------|------------|-------------------|
| 1     | Replacement of the Real Estate Brokerage Book                  | 1             | 0          | -100%             |
| 2     | Issuance of Real Estate Brokerage Book                         | 19            | 16         | -16%              |
| 3     | Addition of Deputy - Real Estate Brokerage Book                | 3             | 0          | -100%             |
| 4     | Replacement  | 0             | 0          | 0%                |
| 5     | Renewal of a deputy  | 2             | 1          | -50%              |
| 6     | Request to Renew the Real Estate Broker Identity               | 4             | 3          | -25%              |
| 7     | - Request to Renew the Identity of a Real Estate Broker Deputy | 0             | 1          | 0%                |
| 8     | Request to Issue a Real Estate Broker ID - Deputy              | 2             | 1          | -50%              |
| 9     | Request to Cancel a Brokerage Book                             | 20            | 9          | -55%              |
| 10    | Request to Cancel a Deputy from a Brokerage Book               | 0             | 0          | 0%                |
| 11    | Request for Renewal of Brokerage Book                          | 54            | 21         | -61%              |
| 12    | To Whom It May Concern Certificate                             | 0             | 0          | 0%                |
| 13    | Request to Issue a Real Estate Broker ID                       | 22            | 13         | -41%              |
| Total |  | 127           | 65         | -49%              |

By reviewing the data of the property management for the month of March 2025, we found the following: -

The Real Estate Department issued (65) transactions in March 2025 compared to (127) transactions for February 2025, a decrease of 49%, which fell under 9 types of transactions, and recorded in the issuance of real estate brokerage books (16) transactions, and a request was made to renew (1) deputy transactions, with a decrease of 50% compared to the previous month, and a request was made to renew the identity of a real estate broker with (3) identities A decrease of 25%, a request to renew the identity of a real estate broker – a deputy **was requested with (1) identification, and the** issuance of a real estate broker – deputy ID was requested with (1) ID, and the number of requests to cancel a brokerage book reached (9) transactions, a decrease of 55%, while in the renewal requests, the number of transactions was (21) transactions, a decrease of 61%, and the issuance of a real estate broker ID was requested with a number of (13) IDs, a decrease of 41% compared to the previous month.

| Special in the profession of real estate appraisers |   |               |            |                   |               |            |                   |
|---|---|---------------|------------|-------------------|---------------|------------|-------------------|
| Transactions  |   | Individuals   |            |                   | Companies     |            |                   |
|   |   | February 2025 | March 2025 | Percentage Change | February 2025 | March 2025 | Percentage Change |
| 1   | Request to Issue a License to Practice the Profession of Real - Estate Appraiser<br>Renew a Real Estate Appraiser | 0             | 0          | 0%                | 0             | 1          | 0%                |
| 2   | Request for Issuance of a License to Practice the Profession of Real Estate Appraiser - New                       | 0             | 0          | 0%                | 1             | 0          | -100%             |
| Total   |   | 0             | 0          | 0%                | 1             | 1          | 0%                |

|   |      |
|---|------|
| Cumulative Total Number of GCC Licensed Brokers until the End of the Term                     | 12   |
| Cumulative Total Number of Kuwaiti Licensed Brokers until the End of the Term                 | 1791 |
| Cumulative Total Number of Licensed Real Estate Assessors in Kuwait until the End of the Term | 55   |



- Issuance of Real Estate Brokerage Book
- Request for Renewal of Brokerage Book
- Request to Cancel a Brokerage Book

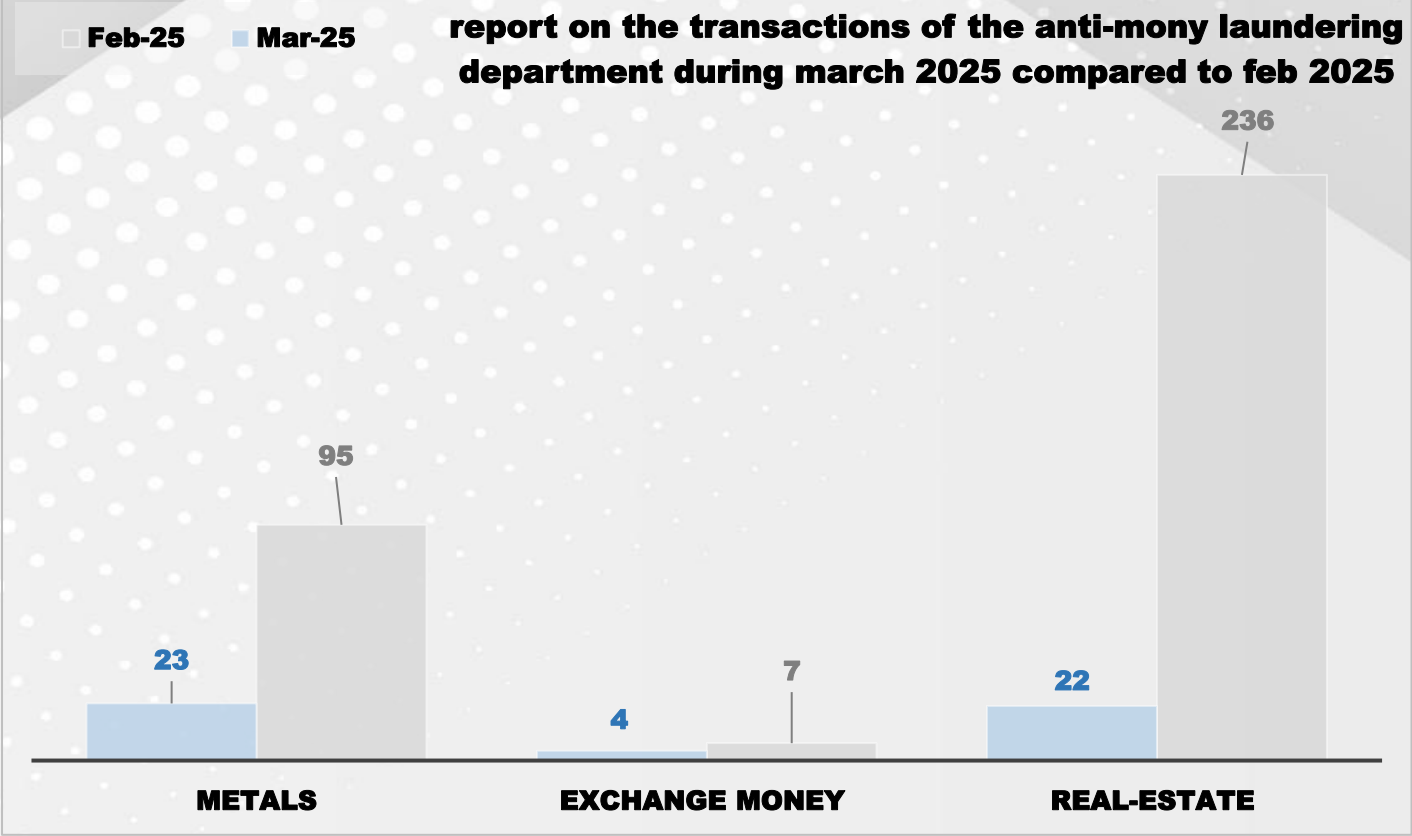
## Anti-Money Laundering and Combating the Financing of Terrorism Department

| transactions       |  | February 2025 |                |        | March 2025    |                |        | Percentage change for the property | Exchange Change Rate | Percentage change for metals |
|--------------------|--|---------------|----------------|--------|---------------|----------------|--------|------------------------------------|----------------------|------------------------------|
|                    |  | Real - estate | Exchange money | metals | Real - estate | Exchange money | metals |                                    |                      |                              |
| 1                  | Applications for incorporation                 | 18            | 0              | 14     | 3             | 0              | 1      | -83%                               | 0%                   | -93%                         |
| 2                  | Renewal and Amendment Requests                 | 39            | 4              | 17     | 5             | 1              | 8      | -87%                               | -75%                 | -53%                         |
| 3                  | Desk Audit                                     | 80            | 1              | 28     | 4             | 2              | 7      | -95%                               | 100%                 | -75%                         |
| 4                  | Field Audit and Monitoring                     | 8             | 1              | 16     | 0             | 0              | 0      | -100%                              | -100%                | -100%                        |
| 5                  | Compliance Supervisor Appointment Applications | 10            | 1              | 20     | 4             | 1              | 7      | -60%                               | 0%                   | -65%                         |
| 6                  | Instruction Forms                              | 81            | 0              | 0      | 6             | 0              | 0      | -93%                               | 0%                   | 0%                           |
| Total Transactions |  | 236           | 7              | 95     | 22            | 4              | 23     | -91%                               | -43%                 | -76%                         |

By reviewing the data of the Anti-Money Laundering and Combating the Financing of Terrorism Department for the month of March 2025, we find the following:

We note a decrease in the total transactions of real estate, exchange and metals, as the applications for the establishment of the property decreased by 83% and metals by 93% compared to the previous month, and the renewal and amendment applications in the property decreased by 87%, the exchange by 75% and the metals by 53% compared to the previous month, and the percentage of office audit transactions in the property decreased by 95%, in the exchange by 100% and metals by 75% compared to the month of February 2025, as for the fourth item related to audit and field monitoring, we find that there is a decrease in real estate by 100%, a decrease in exchange by 100%, and a decrease in metals by 100% compared to the previous month, while the requests for the appointment of a compliance supervisor decreased by 60% in the property and a decrease of 65% in metals compared to the previous month, and in the transactions of instruction forms, the percentage of increase in the property reached 93% compared to March 2025.

**report on the transactions of the anti-mony laundering department during march 2025 compared to feb 2025**



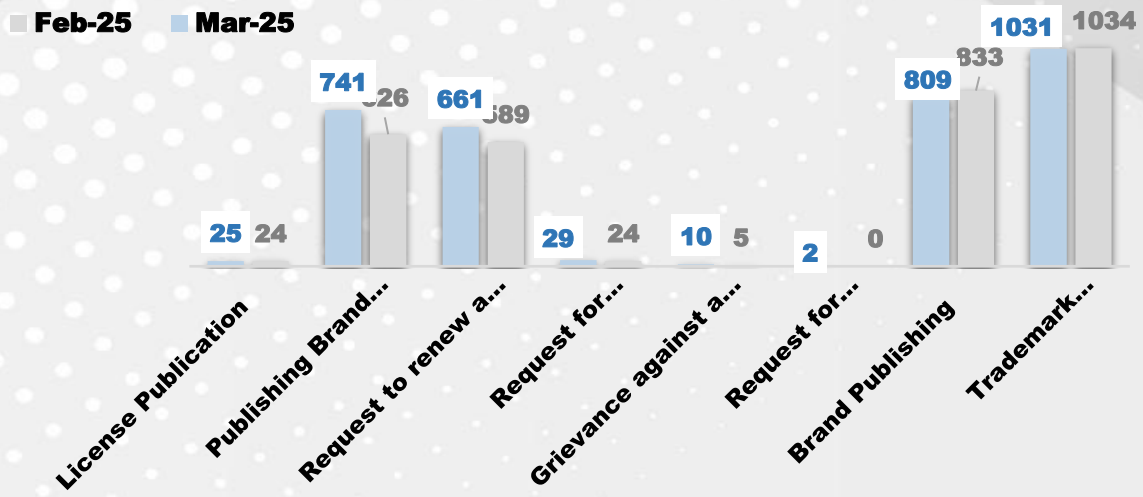
# Trademark and Patent Management

| Trademark Section |  |               |            |                   |
|-------------------|--|---------------|------------|-------------------|
| M                 | Transactions   | February 2025 | March 2025 | Percentage Change |
| 1                 | Trademark Registration Request   | 1034          | 1031       | 0%                |
| 2                 | Brand Publishing   | 833           | 809        | -3%               |
| 3                 | Request for Registration of a Collective Trademark   | 0             | 2          | 0%                |
| 4                 | Grievance against a decision to refuse to register a trademark or a comment on a condition | 5             | 10         | 100%              |
| 5                 | Request for Objection to Acceptance of Trademark Registration                              | 24            | 29         | 21%               |
| 6                 | Request to renew a trademark within the last year of its protection period                 | 589           | 661        | 12%               |
| 7                 | Publishing Brand Renewal   | 626           | 741        | 18%               |
| 8                 | License Publication  | 24            | 25         | 4%                |
| comprehensive     |  | 3,135         | 3,308      | 6%                |

By reviewing the data of the Trademarks Department for the month of March 2025, we found the following:

The number of trademark registration application transactions reached (1031) transactions in March 2025, and (809) trademarks were published with a decrease of 3% in the current month, and a collective trademark registration was requested (2) in March 2025, and the number of grievance transactions against the decision to refuse to register a trademark or a comment on condition (10) transactions, with an increase of 100% during March 2025, while the number of transactions of the objection to the acceptance of trademark registration reached (29) transactions, with an increase of 21% and (661) transactions in the application for renewal of a trademark during the last year of its protection period, with an increase of 12% for the month of March 2025, and the number of transactions for the publication of the renewal of the trademark reached (741) transactions, with an increase of 18% in March 2025, and the number of transactions for the publication of the license reached (25) transactions, with an increase of 4% in March 2025.

# statement of trademark transactions for march 2025 compared to feb 2025

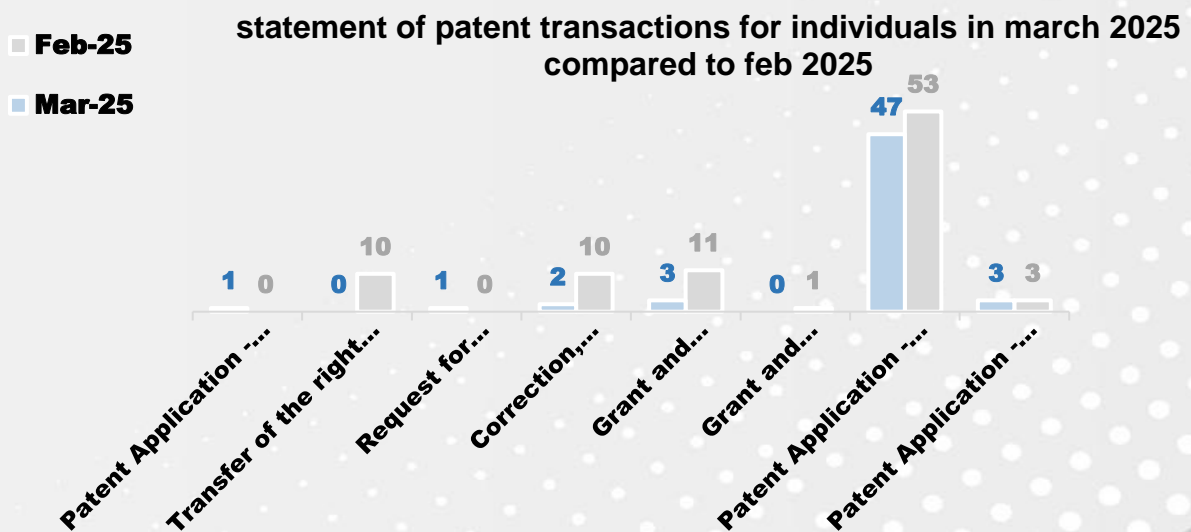


## Continue / Trademark & Patent Department

| Patent Department  |  |               |            |                   |
|--------------------|--|---------------|------------|-------------------|
| M                  | Transactions   | February 2025 | March 2025 | Percentage Change |
| 1                  | Patent Application - Individuals   | 3             | 3          | 0%                |
| 2                  | Patent Application - Companies   | 53            | 47         | -11%              |
| 3                  | Grant and Publication of Patents - Individuals                             | 1             | 0          | -100%             |
| 4                  | Grant and Publication of Patents - Companies                               | 11            | 3          | -73%              |
| 5                  | Correction, Amendment or Addition to a Patent Application - Companies      | 10            | 2          | -80%              |
| 6                  | Request for Temporary Protection - Individuals                             | 0             | 1          | 0%                |
| 7                  | Transfer of the right to apply or transfer of patent ownership - Companies | 10            | 0          | -100%             |
| 8                  | Patent Application - Student   | 0             | 1          | 0%                |
| Total Transactions |  | 88            | 57         | -35%              |

By reviewing the data of the Patent Department (for individuals) for the month of March 2025, we found the following:

The number of patent applications – individuals – reached (3) transactions, and the number of patents – companies – reached (47) transactions with a decrease of (11) in March 2025, and the number of patent grant and publication transactions – companies – (3) transactions reached a decrease of 73%, and the number of **correction, amendment or addition to a patent application** – companies – (2) reached a decrease of 80%, and the number of applications for temporary protection – individuals reached (1) in March 2025, and the number of patent application transactions – applicant reached (1) in March 2025.

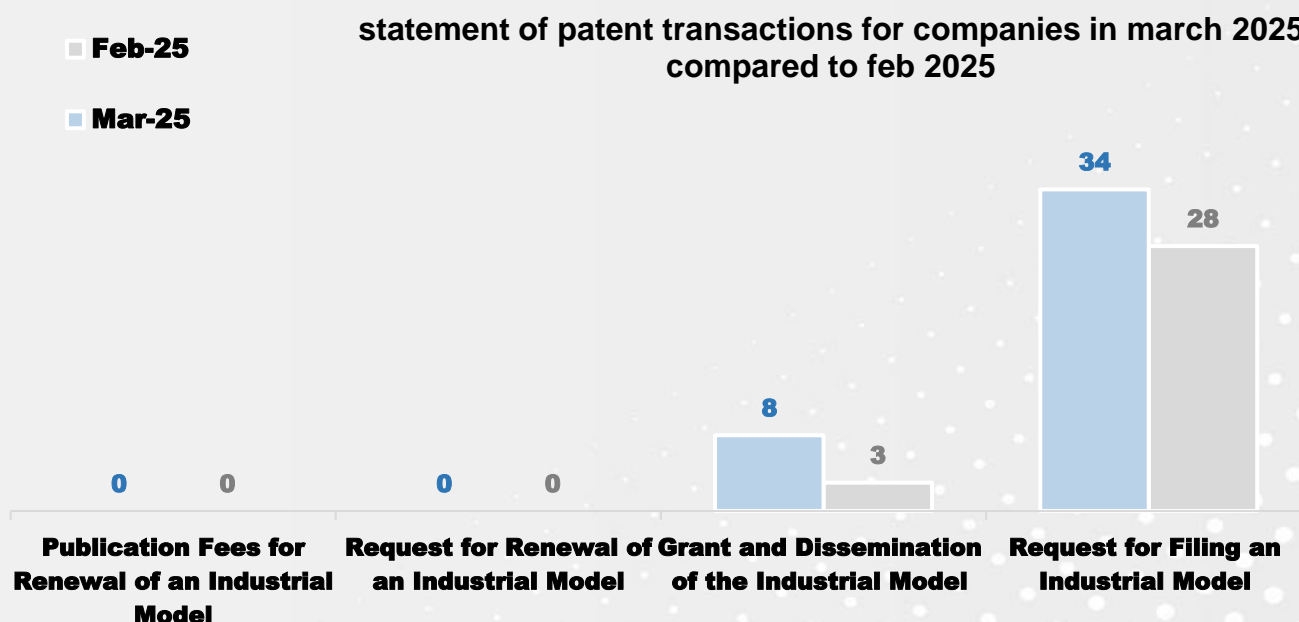


## Continue / Trademark & Patent Department

| Industrial Models Department |   |               |            |                   |
|------------------------------|---|---------------|------------|-------------------|
| M                            | Transactions  | February 2025 | March 2025 | Percentage Change |
| 1                            | Request for Filing an Industrial Model              | 28            | 34         | 21%               |
| 2                            | Grant and Dissemination of the Industrial Model     | 3             | 8          | 167%              |
| 3                            | Request for Renewal of an Industrial Model          | 0             | 0          | 0%                |
| 4                            | Publication Fees for Renewal of an Industrial Model | 0             | 0          | 0%                |
| Total Transactions           |   | 31            | 42         | 35%               |

By reviewing the data of the Industrial Models Department for the month of March 2025, we found the following:

The number of transactions for the application for the deposit of an industrial model reached (34) transactions, an increase of 21% in March 2025, and the number of transactions for granting and publishing an industrial model reached (8) transactions, with an increase of 167% in March 2025.



## International Relations Department

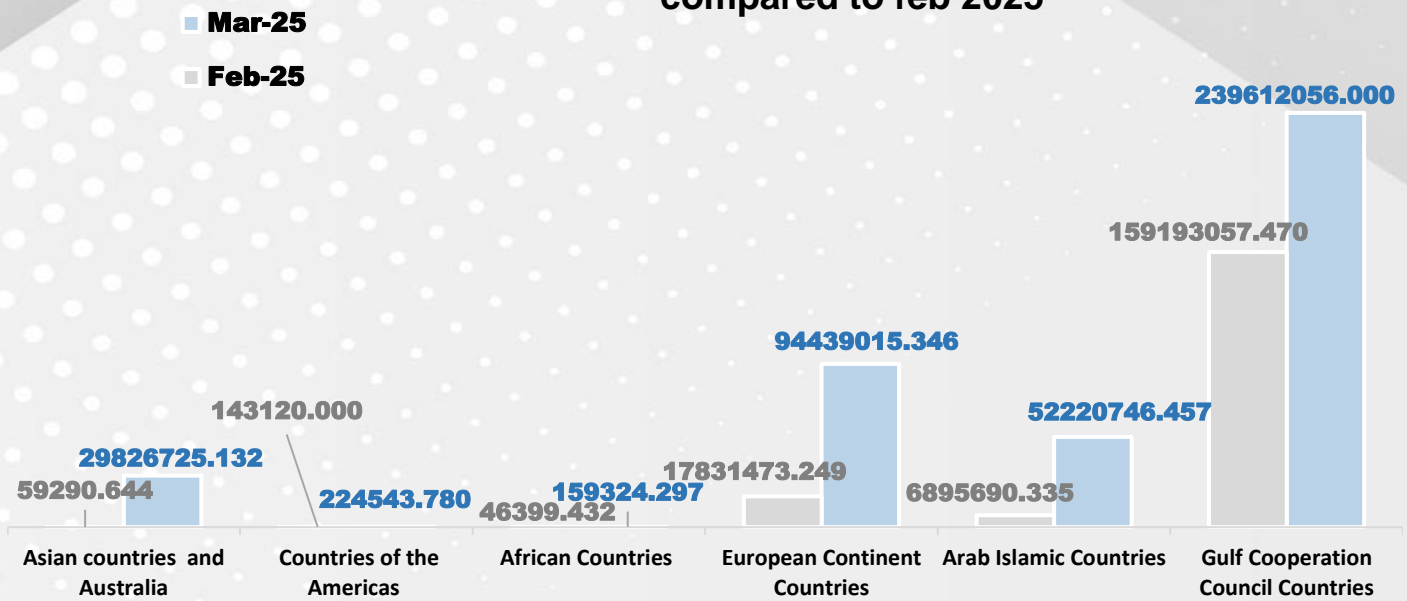
Value in Kuwaiti Dinars

| Kuwaiti Non-Oil Exports |                                    |               |            |                   |                  |               |                   |
|-------------------------|------------------------------------|---------------|------------|-------------------|------------------|---------------|-------------------|
| M                       | Country Names                      | Certificates  |            |                   | Value of exports |               |                   |
|                         |                                    | February 2025 | March 2025 | Percentage Change | February 2025    | March 2025    | Percentage Change |
| 1                       | Gulf Cooperation Council Countries | 1938          | 1834       | -5%               | 159193057.470    | 239612056.000 | 51%               |
| 2                       | Arab Islamic Countries             | 400           | 481        | 20%               | 6895690.335      | 52220746.457  | 657%              |
| 3                       | European Continent Countries       | 11            | 18         | 64%               | 17831473.249     | 94439015.346  | 430%              |
| 4                       | African Countries                  | 3             | 4          | 33%               | 46399.432        | 159324.297    | 243%              |
| 5                       | Countries of the Americas          | 5             | 13         | 160%              | 143120.000       | 224543.780    | 57%               |
| 6                       | Asian countries and Australia      | 3             | 5          | 67%               | 59290.644        | 29826725.132  | 50206%            |
| Total                   |                                    | 2360          | 2355       | 0%                | 184169031.130    | 416482411.012 | 126%              |

By reviewing the data of the International Relations Department (Kuwaiti Exports) for the month of March 2025, we found the following:

The total Kuwaiti exports of non-oil origin amounted to about KD 416 million, distributed among the GCC countries, Arab Islamic countries, European countries, African countries, the countries of the Americas (North and South), Asian countries and Australia, where the value of exports to the GCC countries was about KD 240 million, achieving an increase of about 51% compared to the previous month. The exports of Arab Islamic countries increased by about 657% compared to the previous month, achieving exports estimated at KD 52 million, and the value of exports of European countries reached KD 94 million, an increase of about 430% compared to the previous month, and the value of exports to the countries of the African continent reached 159 thousand, an increase of 243%, and the value of exports to the countries of the Americas reached 224 A percentage of increase was estimated at 57% compared to the previous month, while for Asian countries and Australia, the value of their exports reached 30 million with an increase of 50206%, and an increase in the value of total exports for the month of March 2025 compared to the exports of the previous month, which reached 126%.

## statement of the value of kuwait origin exports in march 2025 compared to feb 2025



### Number of licenses issued for temporary trade fairs in Kuwait during March 2025 compared to February 2025.

| Exhibitions Department |   |               |            |                   |
|------------------------|---|---------------|------------|-------------------|
| M                      | Transactions  | February 2025 | March 2025 | Percentage Change |
| 1                      | Issuance of a Temporary Trade Fair License                      | 56            | 33         | -41%              |
| 2                      | Issuance of a Temporary Exhibition License for Gold and Jewelry | 5             | 0          | -100%             |
| Total                  |   | 61            | 33         | -46%              |

By reviewing the data of the International Relations Department (Exhibition Section) for the month of March 2025, we found the following: -

**(33) licenses were issued for a temporary trade fair inside Kuwait in March 2025 compared to 56 licenses for February 2025, a decrease of 41% in March 2025.**

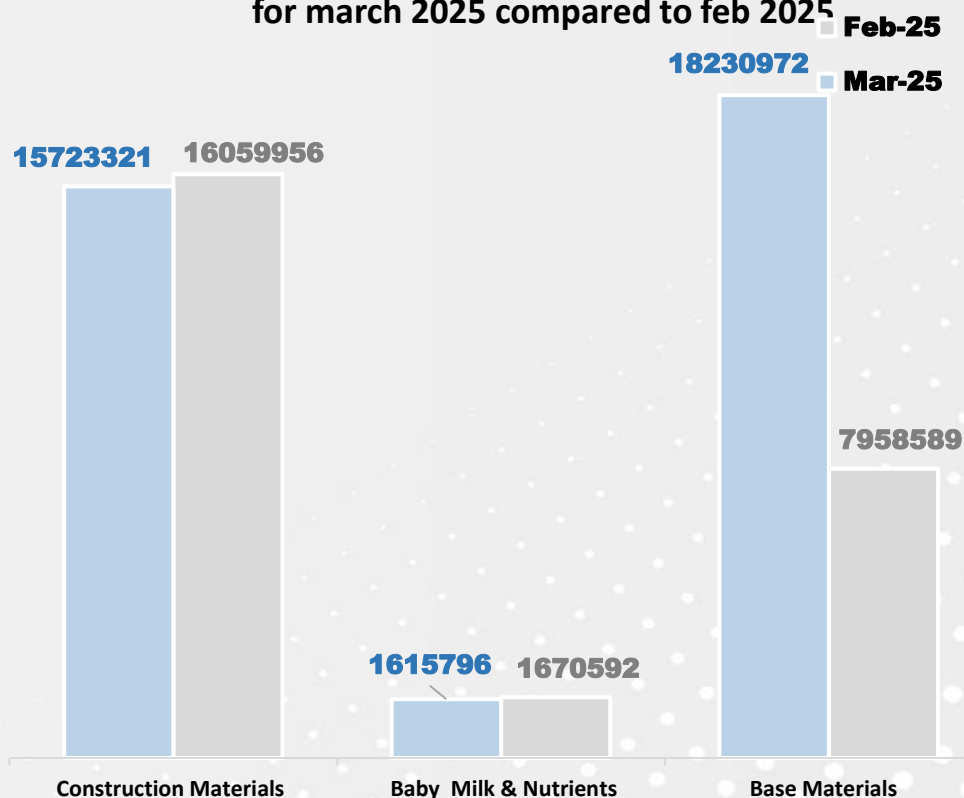
## Supply Department

During the month of March 2025, the Ministry provided support for many items amounting to about KD 36 million, where the group of basic items disbursed through the ration card for this month received an estimated amount of about KD 18 million, and its percentage is estimated at about 51% of the total subsidy disbursed in March 2025, an increase of 129% compared to the previous month, and the subsidy for milk and baby nutrients amounted to about KD 2 million, representing 5% of the total subsidy disbursed, a decrease of 3% compared to March 2025. The value of construction materials amounted to about KD 16 million, an estimated 44% of the total subsidy disbursed, and a decrease of 2% compared to February 2025.

Value in Kuwaiti Dinar (to the nearest JD)

| M     | Supported Materials    | Outgoing support |            |                   |
|-------|------------------------|------------------|------------|-------------------|
|       |                        | February 2025    | March 2025 | Percentage Change |
| 1     | Base Materials         | 7958589          | 18230972   | 129%              |
| 2     | Baby Milk & Nutrients  | 1670592          | 1615796    | -3%               |
| 3     | Construction Materials | 16059956         | 15723321   | -2%               |
| Total |                        | 25689137         | 35570088   | 38%               |

the monthly index of disbursed subsidy amounts  
for march 2025 compared to feb 2025



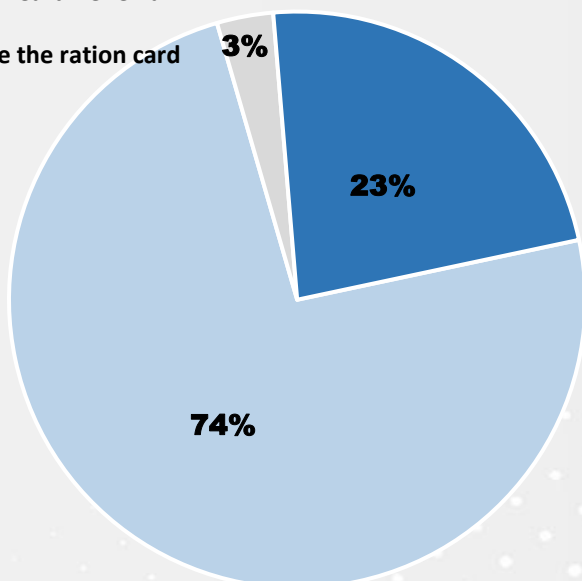
## Follow/Supply Department

| M | Ration Cards              |               |            |                   | Individual beneficiaries   |               |            |                   |
|---|---------------------------|---------------|------------|-------------------|--|---------------|------------|-------------------|
|   | Transactions              | February 2025 | March 2025 | Percentage Change | Transactions   | February 2025 | March 2025 | Percentage Change |
| 1 | Issuance of a ration card | 704           | 517        | -27%              | Add an individual to the card<br>Update an individual's data<br>Delete an individual from the card | 11030         | 7964       | -28%              |
| 2 | Ration Card Renewal       | 415           | 349        | -16%              |  | 331           | 341        | 3%                |
| 3 | Delete the ration card    | 49            | 34         | -31%              |  | 3475          | 2480       | -29%              |

|  |         |
|--|---------|
| Statement of the cumulative number of ration cards until the end of March 2025                           | 270598  |
| Statement of the number of individuals benefiting from the cumulative ration until the end of March 2025 | 2280932 |

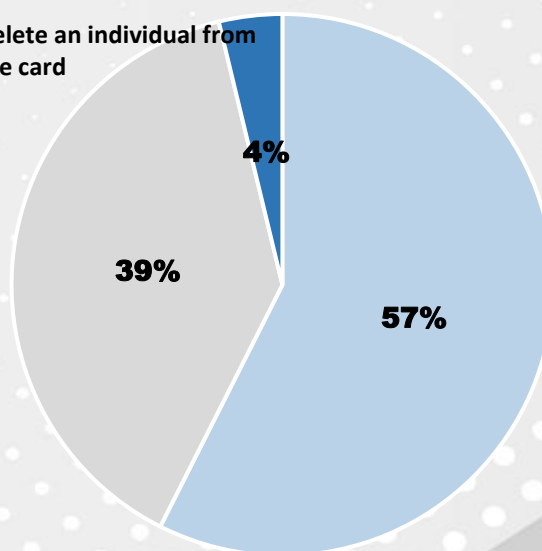
the statistical index of beneficiaries  
ration transactions for march 2025

- Issuance of a ration card
- Ration Card Renewal
- Delete the ration card



the index of beneficiaries ration  
transactions for march 2025

- Add an individual to the card
- Update an individual's data
- Delete an individual from the card



## Follow/Supply Department

| M     | Procedure  | February 2025 | March 2025 | Percentage Change |
|-------|--|---------------|------------|-------------------|
| 1     | Request for Disbursement of - Subsidized Construction Materials First Time Issue | 657           | 571        | -13%              |
| 2     | Request to Renew the Letter of Disbursement of Subsidized Construction Materials | 30            | 25         | -17%              |
| 3     | Request for Exchange of Support Materials  | 8             | 3          | -63%              |
| 4     | Request a Certificate to Whom It May Concern Receive Materials                   | 19            | 29         | 53%               |
| 5     | Request a Certificate to Whom It May Concern Not to Receive Materials            | 82            | 88         | 7%                |
| 6     | Exchange vouchers - without support materials                                    | 1             | 0          | -100%             |
| Total |  | 797           | 716        | -10%              |

By reviewing the data of the Supply Department (Construction) for the month of March 2025, we found the following:

The disbursement of subsidized construction materials was requested -the first time was issued with (571) procedures with a decrease of 13% compared to the previous month, and the letter of disbursement of subsidized construction materials was renewed (25) transactions with a decrease of 17%, and the number of requests for the exchange of support materials reached (3) requests with a decrease of 63%, and a certificate request was submitted for whom it may concern to receive materials with a number of (29) requests with a decrease of 53%, and for a request for a certificate for whom it may concern that the number of materials was not received with a decrease of (88) requests An increase of (7) in March 2025.

**achivement report index for construction supply during  
march 2025 compared to feb 2025**



## The most prominent decisions issued during the month of March 2025

### Ministerial Decisions:

- Ministerial Resolution No. (23) of 2025 dated **17/3/2025** on Allowing the Holding of the Twenty-Third World Gold and Jewellery Exhibition.
- Ministerial Resolution No. (25) of 2025 dated **18/3/2025** on the Rules and Procedures of the Matrix of Violations, Penalties and Measures for Specific Non-Financial Businesses and Professions in Relation to Anti-Money Laundering and Combating the Financing of Terrorism.

# Conclusion

**This is the end of our report, in which we were keen to provide all possible data and statistics on most of the Ministry's departments in a way that proves the extent of the growth of its role, and we showed the most important indicators and clarified them in graphs, and we presented our statistical analysis of the monthly indicators we hope that we succeeded in this report in showing the most important aspects affecting the development and development of the Ministry, I hope that this report will be liked by you, and God is the Guardian of Success**