



Monthly Economic Newsletter For April 2021

**Prepared by / Planning and Research
Department
Research Section 2021**

Index

Subject

The Introduction

Commercial licenses:

First: the licensing sector

Kuwaiti exports:

First: Exports to Arab countries

Second: Exports to countries of the world

Third: Exports to the Gulf Cooperation Council countries

Precious metals

Support

Commercial indicators

First: The commercial register

Second: Trademarks

Exhibitions

Introduction

The monthly commercial bulletin is a monthly publication concerned with monitoring the most important achievements of the Ministry, in addition to the most prominent economic events, and is issued specifically for the decision-makers of the Ministry of Trade and Industry, and those interested in economic affairs in general.

Commercial licenses

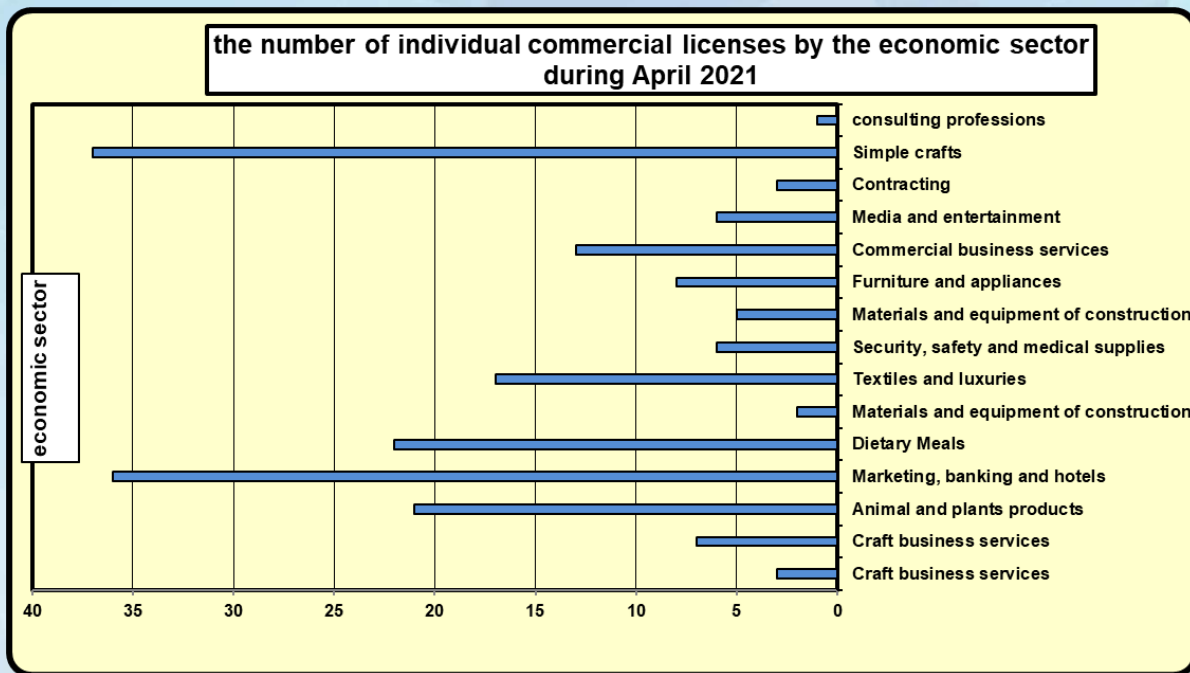
First: Individual commercial licenses sector:

2. The volume of licenses issued according to activities:

The number of individual commercial licenses that the Ministry agreed to issue during April 2021 reached (187) licenses were classified during the April 20221 into several economic activities reaching to (37) licenses in Simple crafts sector (36) licenses in Marketing, banking and hotel sector (22) licenses Meals sector (21) licenses in animals products ,(17) licenses in textiles and luxuries ,(13) licenses in business sector.

Table1_1: The numbers of individual commercial licenses by the economic sectors during April 2021

% Percentage	April 2021	The economic sector	statement
12	22	Dietary Meals	1
11	21	Animal products	2
9	17	Textiles and luxuries	3
4	8	Furniture and appliances	4
3	6	Media and entertainment	5
3	6	Security, safety and medical supplies	6
1	2	Equipment and machinery	7
3	5	Materials and equipment of construction	8
2	3	Contracting	9
7	13	Commercial business services	10
19	36	Marketing, banking and hotels	11
1	1	Craft business services	12
2	3	Craft business services	13
4	7	Repairs and craftsmanship	14
20	37	Simple crafts	15
100	187	Total	



2. The volume of licenses issued according to activities:

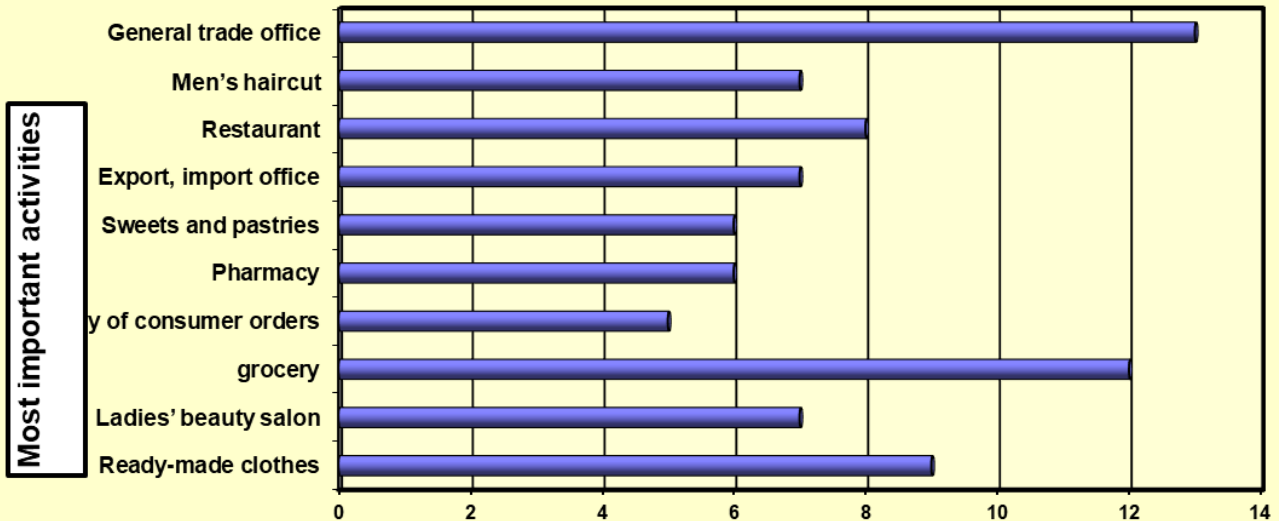
The (187) licenses were classified during the month into several economic activities reaching to (10) classification, in addition to other activities that could not be classified due to their small size and large number.

Most notably, the activity (General Trading) was about 7% of the total licenses, followed by the following activities (grocery) at 6%, followed by other activities (ready-made clothes) at a rate of about 5% of the total licenses, followed by other activities (restaurant, Men's haircut Ladies' beauty salon, import, export and commission agent) at a rate of about 4% finally the rest of the licenses (pharmacy, sweet and pastries consumer order delivery) at a rate of about 3% among the licenses, the rest of licenses for other activities excused to be classified, accounted for 75% of the total licenses.

Table1_2: The number of individual commercial licenses issued for the most important activities during April 2021

% Percentage	Quantity	Activity	s
4	8	Restaurant	1
3	6	Pharmacy	2
3	6	Sweets and pastries	3
5	9	Ready-made clothes	4
3	5	Delivery of consumer orders	5
4	7	Export, import and commission agent	6
6	12	grocery	7
7	13	General trade office	8
4	7	Men's haircut	9
4	7	Ladies' beauty salon	10
57	107	Other activities	11
100	187	Total	

the number of individual commercial licenses issued for the most important activities during April 2021

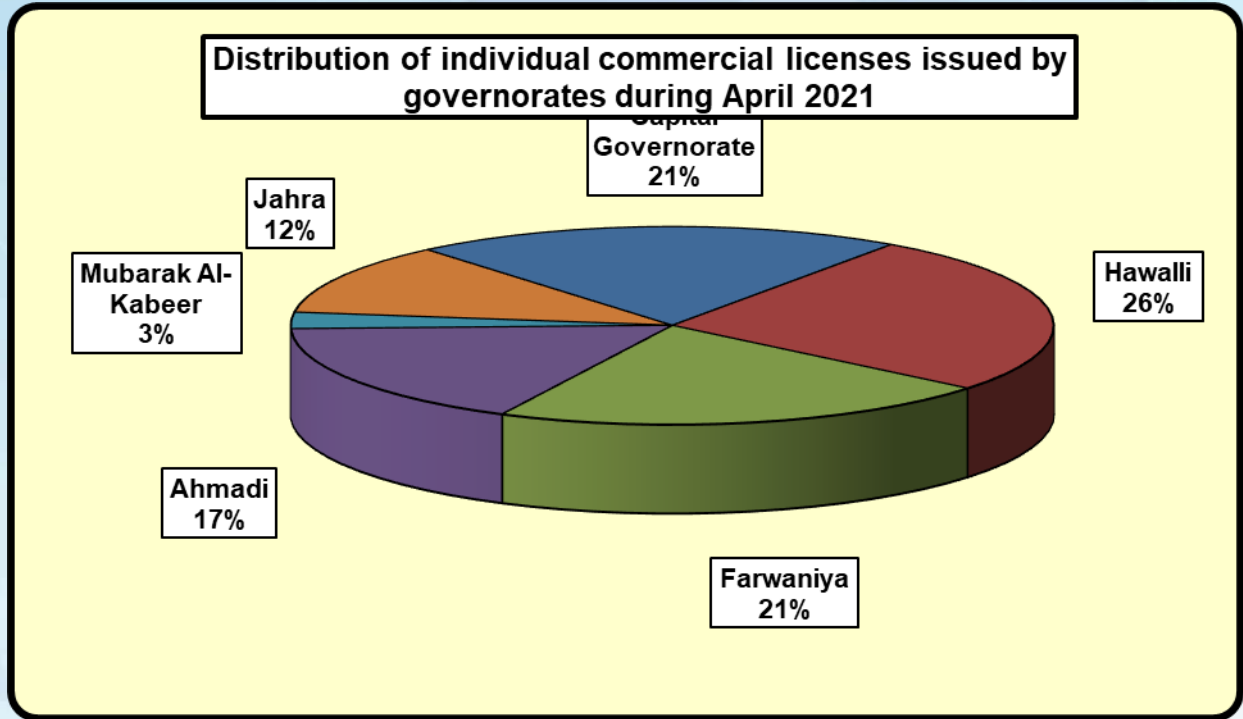


3. The volume of licenses issued to individuals companies' by governorates:

Hawalli Governorate acquired the highest share of individuals companies' licenses issued during the month of April 2021, amounting to 26% of the total issued licenses, from the total 49 licenses. In the second place, the Farwaniya comes with a total of 40 licenses, with an estimated rate of 21% of the total licenses, followed by Capital Governorate in the third place, with an estimated percentage of licenses of about 21%, which is equivalent to 39 licenses. Al-Ahmadi Governorate came in fourth place, achieving about 17% of the total issued licenses, which is equivalent to 32 licenses. As for the fifth place, Aljahra Governorate achieving 12% of the total licenses, which is equivalent to 22 licenses. The Sixth and last place for Mubarak Al-kabeer Governorate, the licenses achieved a percentage estimated at 3%, which is equivalent to 5 licenses.

Table 1_3: Licenses for people companies by governorates for the month of April 2021

% Percentage	Licenses number	province
21	40	Farwaniya
21	39	Capital Governorate
26	49	Hawalli
17	32	Ahmadi
12	22	Jahra
3	5	Mubarak Al-Kabeer
100	187	total



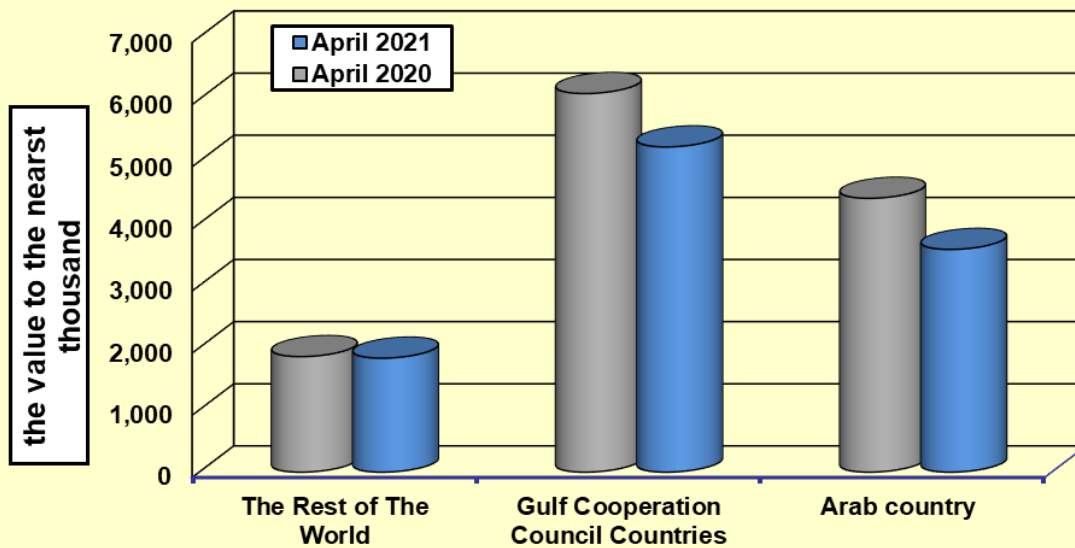
Kuwaiti exports

The total exports of Kuwaiti origin during April 2021 amounted to about 11 million KWDs distributed to the Gulf Cooperation Council countries, Arab countries, and the rest of the world. The share of exports to Arab countries was about 3.5 million KWDs, achieving a percentage estimated at about 34%. The rest of the world countries are about 17%, with exports estimated at about 2 million Kuwaiti dinars, and the value of exports to the Gulf Cooperation Council countries is about 5 million, with an estimated rate of 49% of the total exports. It is note that there has been a decreased in the value of total exports relative to last month's exports, which amounted to 85%. As for comparison with the same month of last year, there has been a decrease in the month's exports estimated at about 14%.

Table 1-2: Kuwaiti origin of April 2021 export comparing between March 2020 and April 2020

April 2020	March 2020	April2021	Countries
4,407	4,851	3,584	Arabian countries
6,093	62,753	5,234	Gulf Cooperation Council Countries
1,859	3,967	1,834	The Rest of The World
12,359	71,571	10,652	Total
116	672	100	Record for the year 100=2021

comparison of kuwait exports to the rest of world during April 2021



First: Kuwaiti exports of origin for the Al Arabiya Group:

Iraq was at the forefront of these countries, with exports estimated at about 1,5 million Kuwaiti dinars, at a rate of about 42% of the total exports to Arab countries, followed by exports to Jordan, achieving about 35%, as its total exports were estimated at about 1,2 million Kuwaiti dinars. Palestine comes in third place, where it achieved an estimated rate of about 6%, and the value of its exports amounted to about 207 thousand Kuwaiti dinars, and in fourth place Egypt, where the value of its exports amounted to about 162 thousand Kuwaiti dinars, and an estimated rate of 5%. Distributed in Lebanon, Yamen, Morocco, Tunisia, Sudan, Algeria, Palestine, Syria and Libya.

It is noticeable that the exports of this month to the Arab countries decreased in relation to last month's exports, which is estimate at about 26%, and there has been no significant change for the same month of last year. It is noticeable that the exports of this month have been decreased estimated about 19%.

Table 2-2: Comparative Kuwaiti exports for the month of April 2021 to the months of March 2021 and April 2020 for the Arab Countries Group

April 2020	March 2021	April 2021	statement
1,242	694	162	Egypt
844	438	27	Yemen
250	245	103	Lebanon
15	32	38	Morocco
169	-	34	Tunisia
488	2,030	1,250	Jordan
1,142	889	1,513	Iraq
-	147	82	Sudan
257	50	160	Algeria
-	19	8	Syria
-	300	207	Palestine
-	6	-	Liberia
4,407	4,850	3,584	total
123	134	100	The Record of 2021=100

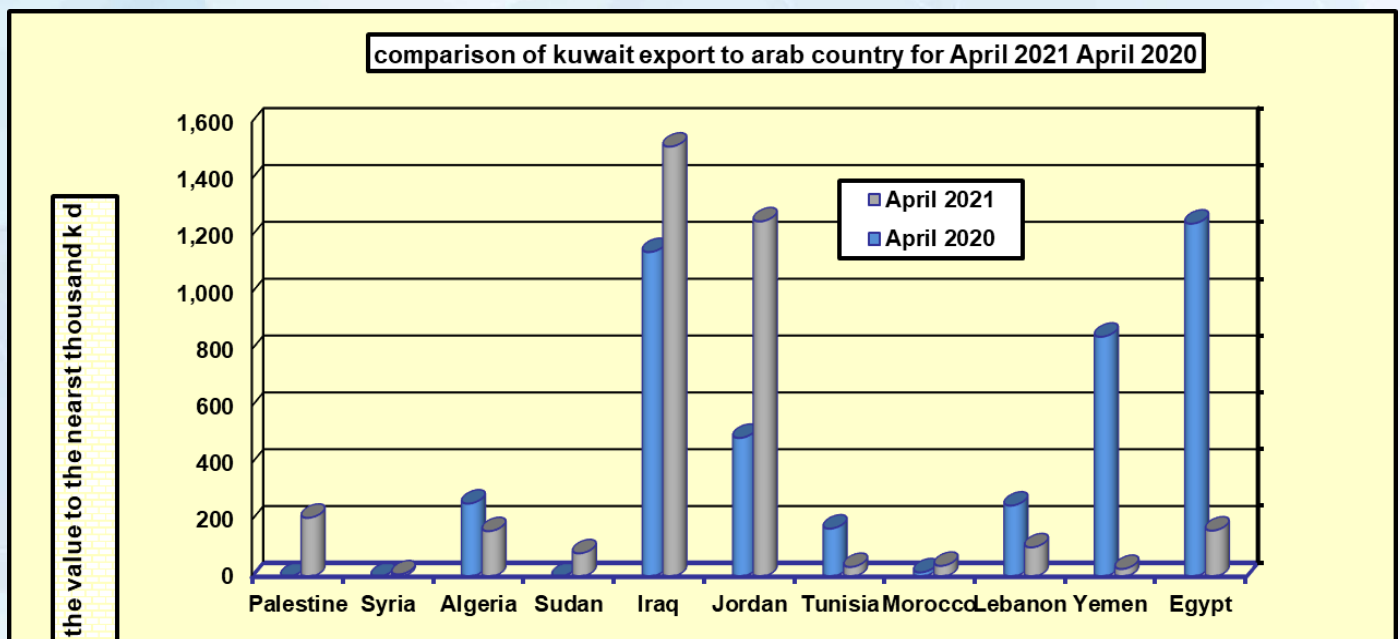


Table 2-3: Certificates of Origin issued to Arab countries according to the most important national products during April 2021

Product Type	April 2021		country	s
	The total value (KD)	Number of certificates		
‘glass bottle ‘ Desserts liquid ‘ cartons boxes ‘ white solvent ‘ gases ‘thermal insulator ‘ caustic soda flakes Trash bags	1,513,220	16	Iraq	.1
‘ caustic soda flakes Plastic ‘polypropene ‘Mineral oil fluids ‘tubes paper ‘ foodstuffs wools and ‘products ‘ Desserts ‘fibre glass Liquid ‘ polyurethane ‘ white solvent ‘ gases organic ‘ glass bottles carton product ‘solvent ‘ plastic product, ‘ baby ‘hydraulic oil healthy tools ‘diapers	1,249,906	240	Jordan	.2
‘ hydraulic oil aluminium products	206,603	13	Palestine	.3
metal ‘Gut intestine ‘engine oil ‘buildings gas ‘polyester plastics aluminium ‘cylinders	161,959	13	Egypt	.4
polyurethane	160,211	3	Algeria	.5
pu ‘ caustic soda flakes polemic die vinyl	82,078	2	Sudan	.6
‘chlorine gas ‘ foodstuffs carton ‘paper bags ‘glass bottles ‘product caustic ‘plastic products soda flakes	103,309	17	Lebanon	.7
‘ polyurethane aluminium product	37,911	3	Morocco	.8
polyurethane	33,739	1	Tunisia	.9
deserts ‘Chlorine gas	27,291	6	Yemen	.10
Cooling devices	8,259	2	Syria	.11
	3,584,486	316	Total	

Second: Kuwaiti origin exports to other countries of the world

As for exports to other countries of the world, Turkey occupied the forefront of the World's exporting countries, where the value of its exports amounted to about 678 million dinars Kuwaiti, an estimated rate of about 37% of the total exports to other countries of the world, and Italy ranked second with exports estimated at about 371 thousand KWDs, with an estimated rate of about 20% of the total exports, and Singapore ranked third, as its total exports amounted to about 147 thousand Kuwaiti dinars, an estimated rate of about 8% of the total exports to the countries of the world.

As for the rest of the exports of other world countries during this month, they were distributed among Belgium, Guinea, Germany, Sri Lanka, India, France, America, Slovenia, Peru, Liberia, Colombia, Pakistan, Kenya.

It is noticeable that the exports of the rest of the other countries of the world increased During this month relative to the previous month, by an estimated 50%.

Table 2-4: The value of Kuwaiti exports originating in other countries of the world during April 2021

Percentage%	The value to the nearest thousand	country	s
36.97	678	Turkey	1
20.23	371	Italy	2
8.02	147	Singapore	3
3.87	71	Belgium	4
3.33	61	Guyana	5
1.58	29	Germany	6
1.09	20	Sri Lanka	7
0.98	18	India	8
13.41	246	France	9
0.60	11	America	10
7.20	132	Slovenia	11
0.60	11	Peru	12
0.49	9	Liberia	13
0.44	8	Colombia	14
1.04	19	Pakistan	15
0.16	3	Kenya	16
—	—	Bangladesh	17
—	—	Hong Kong	18
—	—	Sri Lanka	19
100.00	1,834	Total	
—	3,668	March 2020	
—	1,859	April 2020	

Table 2-5: Certificates of Origin issued to Arab countries according to the most important national products during April 2021

Product Type	أبريل 2021		country	s
	The total value (KD)	Number of certificates		
‘Ferro silicone polyurethane	370,688	4	Italy	1
polyurethane	677,924	22	Turkey	2
‘ polyurethane caustic soda flakes	246,275	6	France	3
caustic soda flakes	146,640	3	Singapore	4
polyurethane	132,219	4	Slovenia	5
polyurethane	70,610	3	Belgium	6
White solvent	61,440	1	Kenya	7
caustic soda flakes	28,652	5	Germany	8
caustic soda white ‘ flakes solvent	20,370	2	Sri Lanka	9
caustic soda flakes	19,240	2	Pakistan	10
Bas oil	18,261	1	India	11

caustic soda flakes	11,145	2	Peru	12
caustic 'Birds' soda flakes foodstuff	10,524	3	America	13
Aerosol products	9,190	1	Liberia	14
caustic soda flakes	7,586	1	Colombia	15
White solvent	3,008	1	Kenya	16
birds	454	1	Bangladesh	17
Dairy product samples	5	1	Hong Kong	18
	1,834,231	63	total	

Third: Kuwait originating exports to the countries of the Gulf Cooperation Council

As for exports to the countries of the Gulf Cooperation Council, the State of Bahrain ranked first among the Gulf countries to export to, as the value of its exports amounted to about 2 million Kuwaiti dinars, an estimated rate of about 42% of the total exports, and Qatar ranked second with exports estimated at about 2 million Kuwaiti dinars. With an estimated rate of about 29% of total exports, and the Saudi Arabia ranked third, as its total exports amounted to about 1 million Kuwaiti dinars, an estimated 21% of the total exports to the Gulf countries, and the rest of the exports during this month it distributed to the Sultanate of Oman and the UAE.

It is noticeable that the exports of the Gulf Cooperation Council Countries Decreased during this month relative to the previous month by an estimated 92%, while there was a decrease in the exports of the month of the Gulf Cooperation Council countries in relation to the exports of the same month last year, estimated at about 14%

Table 2-6: A statement of the national exports of the Gulf Cooperation Council countries during April 2021

April 2020	March 2021	April 2021	Country
977	3,421	1,078	Saudi
3,026	58,303	1,540	Qatar
227	99	302	UAE
114	181	93	Sultanate of Oman
1,749	749	2,221	Bahrain
6,093	62,753	5,234	total
116	1,199	100	The Record for 2021=100

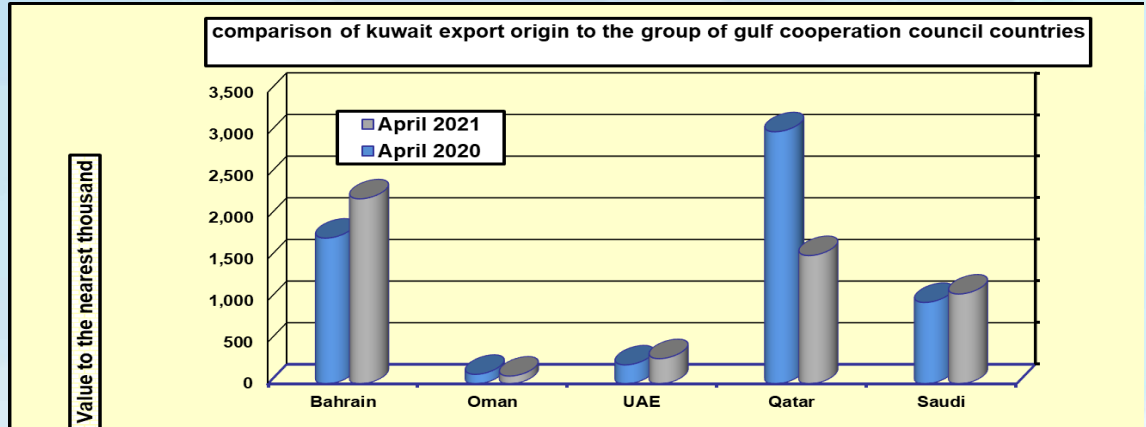


Table 2-7: Certificates of Origin issued to the Gulf Cooperation Council countries, according to the most important products, during April 2021

Product Type	April 2021		country	s
	The total value (KD)	Number of certificates		
†Aerosol products and liquids †paper product †sheep fat †empty †sodium hypochloride †calcined petroleum †carton †white solvent †charcoal †electric lifts	2,221,409	17	Bahrain	1
†clothes †Pressure plates †air †parts of iron buildings †Aerosol †conditioners †products and liquids †medical †polyurethane †liquid †plastic dishes †stuff †Pressure plates †gases †cool †woollen and glass panels	1,539,714	102	Qatar	2

‘cartons box foodstuff ‘boxes thermal ‘paper material polyster ‘insulator protection ‘days ‘elastomers hypo sodium chloride ‘panels				
‘ polyurethane manufactured iron ‘ empty glass bottle ‘pipes ‘foodstuff ‘turtle perfume ‘paper bags ‘liquid gases empty ‘plastic material ‘days ‘liquid gasses ‘carton plastic ‘ Aerosol products rolls	1,077,899	202	Saudi	3
liquid ‘ Aerosol products ‘ polyurethane ‘gasses ‘white solvent ‘ perfume ‘thermal insulator paper ‘hydrochloric acid product	302,703	112	UAE	4
liquid ‘ Aerosol products wools and fibres ‘gasses glass ‘empty box ‘glasses metal ‘coating material materials	92,302	26	Sultanate of Oman	5
	5,234,027	459	total	

Table 2-8: A comparison statement for single issuance certificates in the world Distributed geographically during April 2021

April 2021		Continent	s
The total value (KD)	Number of certificates		
5,234,027	459	Gulf Cooperation Council Countries	1
3,313,558	304	Asia	2
478,906	25	Africa	3
1,596,998	44	Europe	4
0	0	Australia	5
29,255	6	The Americas	6
10,652,744	838	Total	

Table 2-9: Certificates of Origin issued for National Petroleum Products to Kuwait Petroleum Corporation during April 2021

Product Type	April 2020		April 2021		country	s
	The total value (KD)	Number of certificates	The total value (KD)	Number of certificates		
---	-	-	-	-	Egypt	1
---	-	-	-	-	UAE	2
	-	-	-	-	total	

Valuables Metals

The ministry stamped about 3 tons of gold during April 2021. the fees collected amounted to 158 thousand Kuwaiti dinars.

There were stamped 748 Kelo grams of silver the fees amounted to 8 thousand Kuwaiti dinars. during this month compared to February 2020, as it reached about 39 kg during the month after it recorded about 117 kg during February of last year.

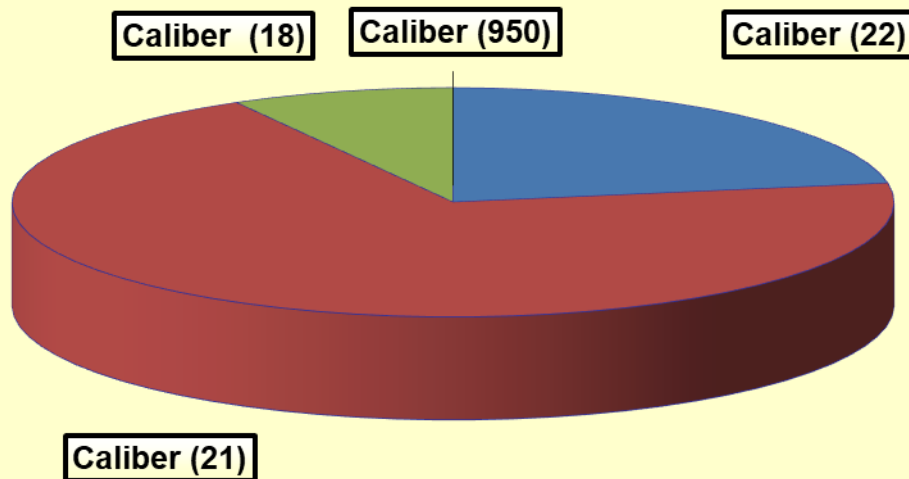
Table 3_1: Quantities of jewels and precious stones, and fees collected during April 2021

% Change	April 2020	April 2021	Statement
-	-	3,153.660	Quantities of stamped gold (KG)
-	-	157,683.000	Gold Stamping Feez (KWD)
-	-	748.589	Quantities of stamped silver (kg)
-	-	7,543.086	Silver Stamp Feez
-	-	89	Quantities of valuable stones checked and evaluated (piece)
-	-	47,981.501	Examination Feez (KWD)
-	-	1,271.000	The amount of gold and silver bars (kg)
-	-	60,175.000	Bullion Feez (KWD)

Table2_3: The quantities of Stamped gold for April 2021 compared In March 2020

total	Platinum Caliber (950)	Caliber (18)	Caliber (21)	Caliber (22)	Statement	
1,482.259	-	18.621	1249.743	213.895	Local source	April 2021
1,671.401	-	239.567	941.011	490.823	External source	
3,153.660	-	258.188	2190.754	704.718	total	
1,543.390	-	20.222	1,188.452	334.716	Local source	March 2021
1,595.128	-	227.005	973.541	394.582	External source	
3,138.518	-	247.227	2,161.993	729.298	total	

the quantities of stamped gold during April 2021



Support

- During the month of April 2021, the Ministry provided support for many materials estimated at approximately 15 million Kuwaiti dinars 14,710,758 k.d and thus its subsidy increased by an estimated 28% compared to last month.
- The group of basic materials that are disbursed through the Support card for this month received an estimated support of about 9 million Kuwaiti dinars, and its percentage is about 60% of the total support referred to above, and this group includes Peshawar Rice, sugar, powder milk, vegetable oil, tomato souse, chicken, lentil . Its subsidy has increased by an estimated 50% compared to last March, but if the support for infant formula and feeders is added to this group at an estimated rate of about 3% of the total support, thus the total support for the flour milling company will be about 63% of the total support spent during April 2021.
- The value of the previous materials subsidy was disbursed to the Kuwait Catering Company, which was estimated to total approximately 9 million Kuwaiti dinars. Its subsidies increased by an estimated 50% from what was disbursed last month.
- The cement subsidy for the Kuwait Catering Company and Kuwait Cement Company has reached about 296 thousand dinars, at an estimated rate of about 2% of the total subsidy, and an increase in subsidies has been observed, by an estimated 23% compared to last month.
- The iron subsidy provided by the ministry during the month amounted to about 2 million KWD, which represents an estimated 11% of the month's subsidy, and an increase of about 22% compared to last month is noted.

- The white insulating bricks subsidy during this month amounted to 303 thousand dinars an estimated rate of about 2% of the total subsidy for the month ,and compared to last month ,an decrease of about 36% is noticed.
- Air conditioning support amounted to about 840 thousand Kuwaiti dinars, an estimated rate of about 6% of the total support, and an increase of about 11% compared to last month is noticeable.
- The concrete subsidy amounted to about KD 1.5 million, an estimated rate of about 10% of the total support, and an increase of about 16% compared to the previous month.
- As for cement bricks, its subsidy amounted to about 356 thousand dinars, or 2% of the total subsidy for the month, and it is noticeable that there is an estimated increase of about 38% compared to last month.
- The support for health teams amounted to about 76 thousand Kuwaiti dinars, with an estimated rate of the total support spent, and an increase of about 30% compared to last month.
- As for electrical wires, their subsidies amounted to about 311 thousand Kuwaiti dinars, at a rate of 2% of the monthly subsidy, and it is noticeable that there has been a increase of about 31% compared to the previous month.
- The ceramic and porcelain subsidy amounted to about 13 thousand Kuwaiti dinars, with a negligible percentage of the total subsidy for the month.
- External cladding subsidies amounted to about KD 152 thousand, with an estimated rate of about 1% of the total subsidy for the month, and a decrease compared to last month is noted.

This has been spent about 1,3 million cement bags to 659 beneficiaries, plus to 33ton thousands of irons to 685 beneficiaries, and the drainage of white bricks to 682 beneficiary the quantity was 67 thousand square meters, drainage of white insulating bricks to 683 beneficiaries the amount was about 10 million bricks, it has been disbursed ready cement bricks to 680 beneficiaries reached a quantity 299 thousand square meters, all these materials during April 2021.

As for the number of beneficiaries in air conditioning, their number reached 659 beneficiaries, and the amount of 3 million Kuwaiti dinars was disbursed, and the number of beneficiaries of health kits reached 62, and an amount of about 19 thousand was disbursed to them. The number of ceramic and porcelain beneficiaries reached 1 beneficiary, as for the ceramic and porcelain beneficiaries, the number of beneficiaries was 2 thousand Kuwaiti dinars. As for the electrical wires, the number of beneficiaries was 27, and 41 thousand dinars were disbursed to them. As for the beneficiaries of coarse dyes, the number reached 11 beneficiaries, and 16 thousand dinars were disbursed to them, during April 2021

Table 4_1: A statement of the support amounts spent during April 2021 for the month of March 2021

Outgoing support		Quantities spent on subsidy	Weight or packing	subject	s
kd	fls				
Kuwait Supply Co. (1)					
5,159,950	-	14,500,000	KG	Peshawar Rice	1
246,510	-	3,420,000	KG	Sugar	2
1,463,915	376	84,672	6pack carton	Powdred milk	3
996,309	592	168,846	6pack carton	Vegetabel oil	4
108,373	707	132,397.175	Carton	Tomato paste	5
861,499	047	2,836,210	KG	Chicken	6
26,300	-	500,000	KG	Lentil	7
-	-	-	KG	Flour	8
8,862,857	722	Total Basic material support			
14,108	250	750	Carton package 24 x 0.400 gr	Baby nutrition Cerelac	1
17,283	120	1,150	Carton Package 12 x 0.400 gr	Nan baby milk (1)	2
25,548	960	1,700	Carton Package 12 x 0.400 gr	Nan baby milk (2)	3
33,543	-	3,000	Carton Package 12 x 0.400 gr	Nan baby milk (3)	4
41,735	200	1,000	Carton package 24 x 0.400 gr	Similac gold baby milk (1)	5
61,984	065	1,443	Carton package 24 x 0.400 gr	Similac gold baby milk (2)	6
69,213	-	2,000	Carton package 24 x 0.400 gr	Similac gold baby milk (3)	7
24,837	560	760	Carton package 24 x 0.400 gr	baby nutrition pediashure complete +1	8
-	-	-	Carton package 24 x 0.400 gr	Similac baby milk total comfort (1)	9
20,564	600	700	Carton package 24 x 0.400 gr	Similac baby milk total comfort (2)	10
43,912	500	1,500	Carton package 24 x 0.400 gr	Similac baby milk total comfort (3)	11
12,053	680	400	Carton package 24 x 0.400 gr	S26 pro gold baby milk	12
18,080	520	600	Carton package 24 x 0.400 gr	S26 pro gold baby milk (2)	13
29,195	540	1,100	Carton package 24 x 0.400 gr	S26 progress baby milk (3)	14
8,270	720	800	Carton package 24 x 0.400 gr	Aptamil baby milk (1)	15
9,049	320	1,200	Carton package 24 x 0.400 gr	Aptamil baby milk (2)	16
2,615	920	200	Carton package 24 x 0.400 gr	Bebelac baby milk (1)	17
2,345	680	200	Carton package 24 x 0.400 gr	Bebelac baby milk (1)	18
-	-	-	Carton Package 12 x 0.400 gr	Novalack (1)	19
-	-	-	Carton Package 12 x 0.400 gr	Novalack (2)	20
-	-	-	Carton Package 12 x 0.400 gr	Novalack junior	21
434,341	635	Total baby milk and nutrient support			
9,297,199	357	Total outgoing support to Kuwait Supply Company			

-	-	-	50kg bag	Black cement for real estate loan recipients	Kuwait Cement Company (2)
-	-	-	Square meters	Lime brick for real estate loan recipients	Kuwait National Industries Company (3)
296,281	440	293,930	bags	Cement	Kuwait Supply Co. (4)
1,611,955	800	9,048	Tons	iron	
302,781	938	17,610	Square meters	Insulating white bricks	
840,000	-	160	Square meters	Air conditioner	
1,454,838	-	73,700.000	Square meters	concrete	
356,294	400	2,651,000	Brick	Cement bricks	
75,757	500	243	Square meters	Sanitary sets	
311,430	-	185	Square meters	Electrical wires	
12,705	-	7	Square meters	Ceramic and porcelain	
151,515	-	91	Square meters	External cladding	
-	-	-	Square meters	Waterproofing	
5,413,559	078	Total support spent on construction materials			
14,710,758	435	The total support spent for the month of January 2021 is (fourteen million seven hundred and ten thousand seven hundred and fifty -eight dinars and four hundred and thirty fils only .			

Change percentage%	April 2020	April 2021	Statement
-4	9,233	8,863	Basic materials
-47	819	434	Supporting baby milk and nutrients
13	4,785	5,416	Construction materials
-1	14,837	14,711	Outgoing support

Table 4_3: A statement of the support amounts spent during April 2021 comparison with April 2020

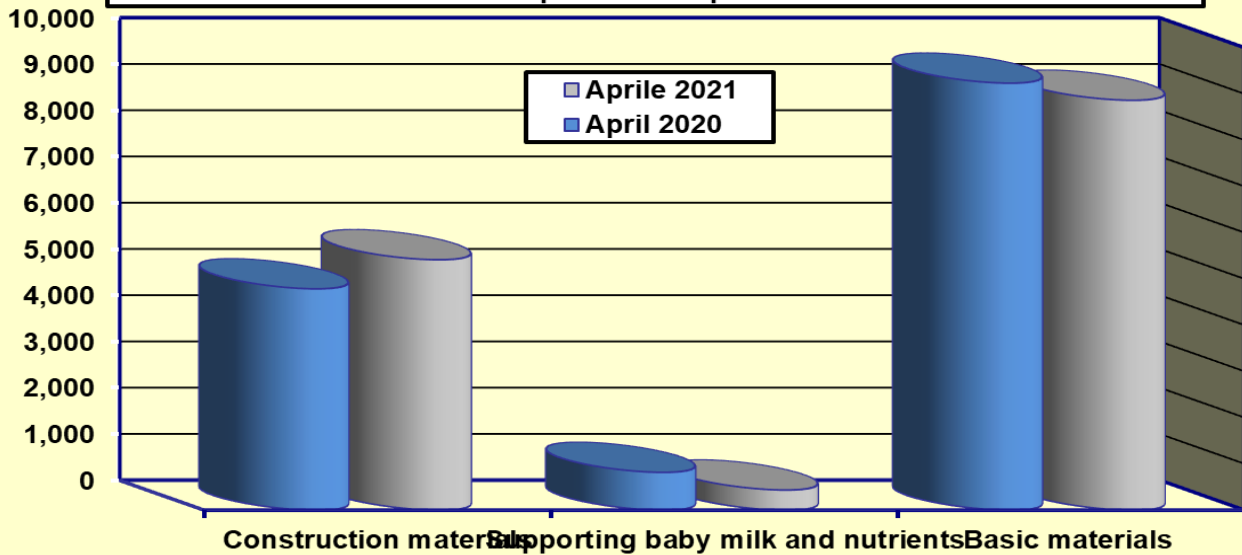
Change percentage%		2020 April		2021 lirpA		Unit	Materials
Amount	Number of beneficiaries	Amount	Number of beneficiaries	Amount	Number of beneficiaries		
-	-	-	-	1,349,281	697	Bag	Cement
-	-	-	-	33,411	685	Tons	Iron
-	-	-	-	-	-	Square meters	Lime Bricks
-	-	-	-	66,840	682	Square meters	Insulating white bricks
-	-	-	-	9,977,600	683	Brick	Cement bricks

-	-	-	-	299,280	680	Square meters	Ready Mix Concrete
---	---	---	---	---------	-----	---------------	--------------------

المبالغ بالدينار الكويتي

Change percentage%		April 2020		April 2021		Materials
Fees	Number of beneficiaries	Fees	Number of beneficiaries	Fees	Number of beneficiaries	
-	-	-	-	3,285,950	659	Central air-conditioning
-	-	-	-	18,600	62	Sanitary Sets
-	-	-	-	1,500	1	Ceramic and porcelain
-	-	-	-	40,500	27	Electricity wires
-	-	-	-	-	-	Bricks - exterior
-	-	-	-	-	-	Thermal insulator
-	-	-	-	-	-	Waterproofing
-	-	-	-	15,800	11	Coarse dyes
-	-	-	-	1,350,000	750	According to the beneficiary's choice

the value of sensory support for the main groups of materials during April 2021 compared with April 2020



indicators

(Commercial Registry - Trademarks)

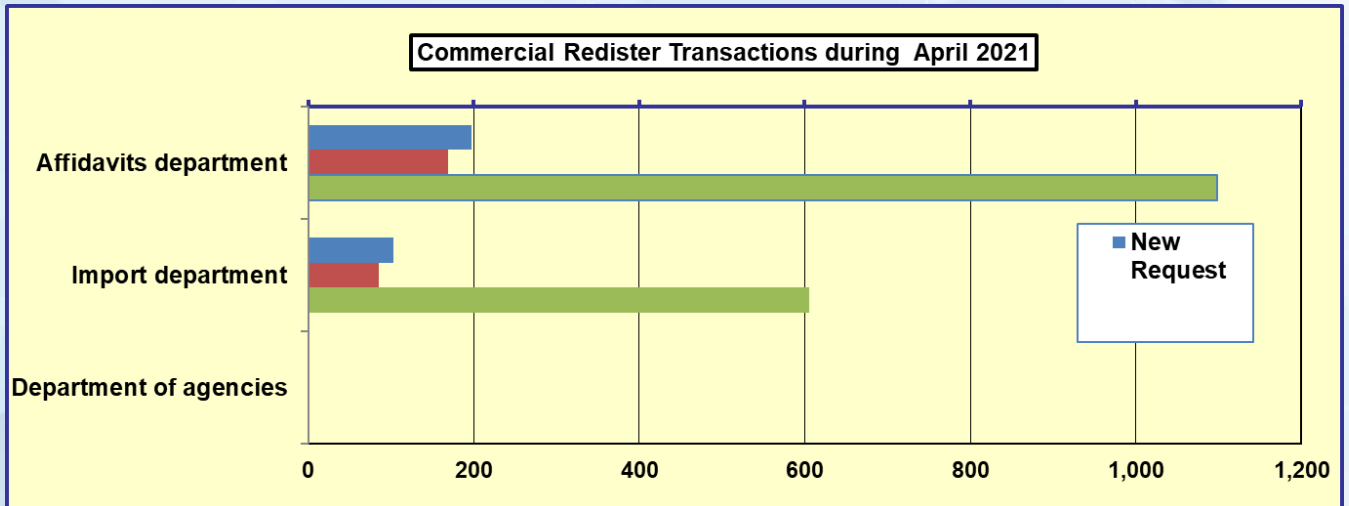
First: the commercial registry:

1. The number of commercial registry department requests (affidavits, imports, agencies) reached 284 applications distributed into 3 departments, the import department ranked first and got 56%,

the affidavits section came in second with 30% and finally the imports section with a rate equivalent to 14%

Table 5_1: A statistical statement of the number of commercial registry management transactions during the month of April 2021

Percentage %	total	Cancelled request	Request under implementation	New Request	statement
56	1,537	1,205	156	176	Affidavits department
30	828	652	68	108	Import department
14	388	370	18	0	Department of agencies
100	2,753	2,227	242	284	Total



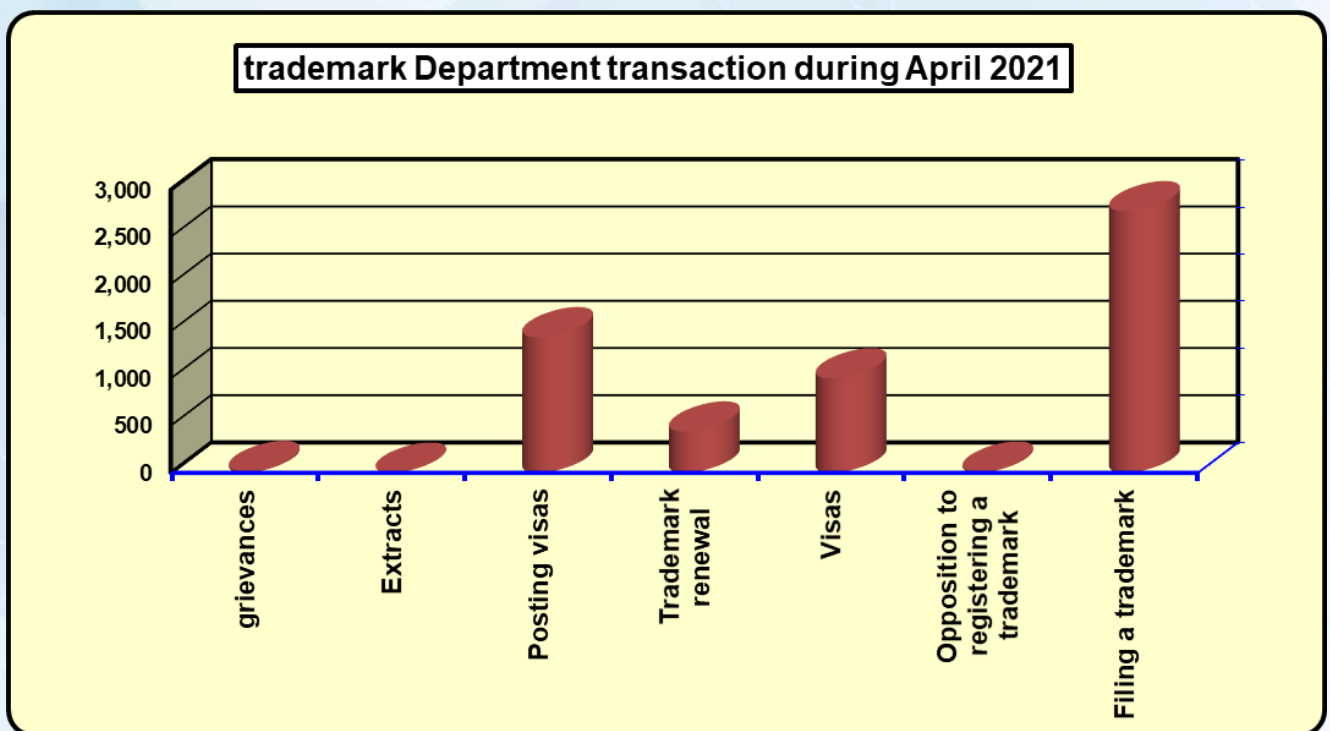
Second: Trademarks

- 1- A trademark filing reached 2,771 transactions, during the month of April 2021
- 2- An objection to registering a trademark reached 13 transactions during the month of April 2021
- 3- The marking of a trademark reached 999 transactions during the month of April 2021
- 4- A trademark renewal request amounted to 436 transactions during April 2021
- 5- The publication of visas reached 1.436 transactions, during the month of April 2021
- 6- Extracts amounted to 2 transaction during the month of April 2021.

7- An objection to registering a trademark reached 18 transactions during the month of April 2021

Table 2_5: Trademarks Department transactions during April 2021

Change Percentage %%	Fees (KWD)	April 2021	statement
48.8	310	2,771	Filing a trademark
0.2	95	13	Opposition to registering a trademark
17.6	125	999	Visas
7.7	575	436	Trademark renewal
25.3	120	1,436	Posting visas
0.0	45	2	Extracts
0.3	45	18	grievances
100	1,455	5,675	total



Domestic and international exhibitions

The issuance of temporary exhibitions has been stopped as a precaution to prevent from the corona virus, Circular No. (5) For the year 2020 dated 26/2/2020 until further notice.