



وزارة التجارة والصناعة  
MINISTRY OF COMMERCE AND INDUSTRY

**2022**

**monthly economic  
newsletters**

**September**

**Abridged of most important  
achievement for the  
managements in the ministry**

**Prepared by**

**planning and research**

# index

**Introduction**

**Single Window Management**

**Commercial Control Department**

**Fraud Suppression and Awareness Department**

**Consumer Protection Department**

**Management of Joint Stock Companies**

**Commercial Licensing Department**

**Property Management**

**Anti-Money Laundering and Combating the Financing of Terrorism Department**

**Trademark and Patent Management**

**1.Trademarks Section**

**2.Patent Department**

**International Relations Department**

**A - Origin Exports Section**

**B – Exhibitions Section**

**Supply Management**

**The most prominent administrative and ministerial decisions issued in August 2022**

**Conclusion**

**Introduction**



**MOCI.GOV.KW**



**Mociq8**

# Introduction

**We present to you this monthly economic newsletter a monthly publication that monitors the most important statistics and special achievement in the departments of ministry of commerce and industry and most prominent monthly economic events, issued specifically to those interested in the economic affairs of the state of Kuwait in general on the ministry's website.**

**Aljawharah Alsabah  
Director of planning and  
research department**



**MOCI.GOV.KW**



**Mociq8**

## Kuwait business center (KBC)

Transactions	Companies of persons			Commercial truck			Micro Enterprises		
	August 2022	September 2022	Percentage change	August 2022	September 2022	Percentage change	August 2022	September 2022	Percentage change
Approved Establishment Applications	2022	1838	-9%	0	0	0%	35	29	-17%
Rejected Applications for Incorporation	2389	2147	-10%	4	8	100%	96	67	-30%
Requests for established companies	0	0	0%	0	0	0%	0	0	0%
Total licenses issued	1141	924	-19%	0	0	0%	28	12	-57%
Total Transactions	5552	4909	-12%	4	8	100%	159	108	-32%

Referring to the data collected for e in the table above, and by analyzing some of the available data, we find a decrease in approved incorporation applications for the month of September 2022 compared to August 2022 in personal companies, while micro companies were approved 29 applications compared to 35 applications for the previous month, a decrease of 17 %

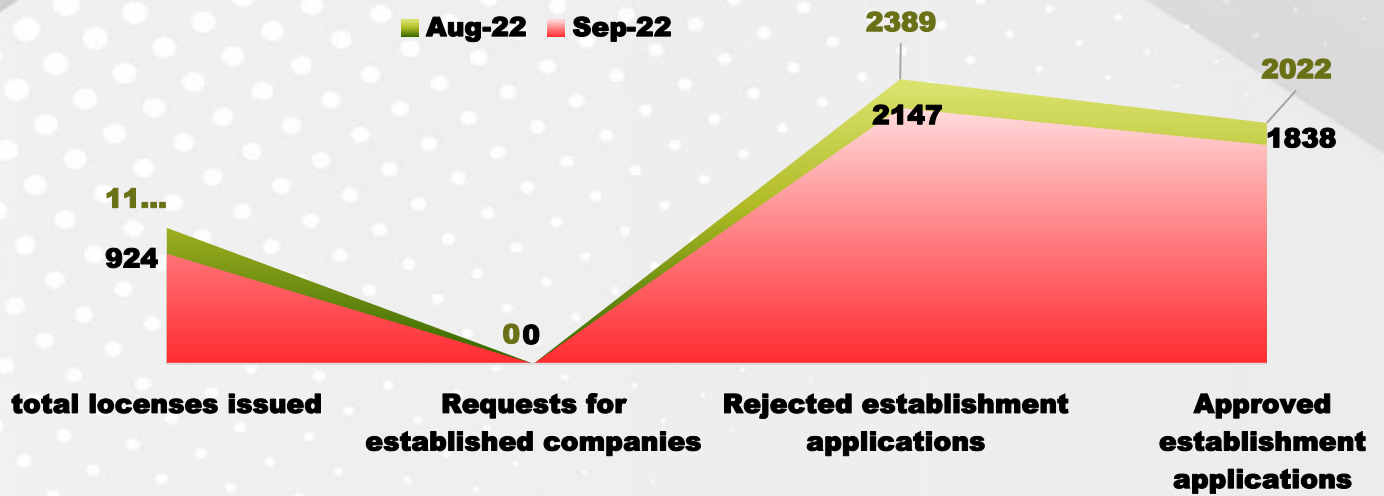
While 2147 applications for the establishment of personal companies, 8 for mobile vehicles, and 67 applications in micro companies were rejected.

The total number of licenses issued was 924 for personal companies, none for mobile vehicles, and 12 for micro companies, and a decrease in the percentage change in total transactions in both personal and micro companies.

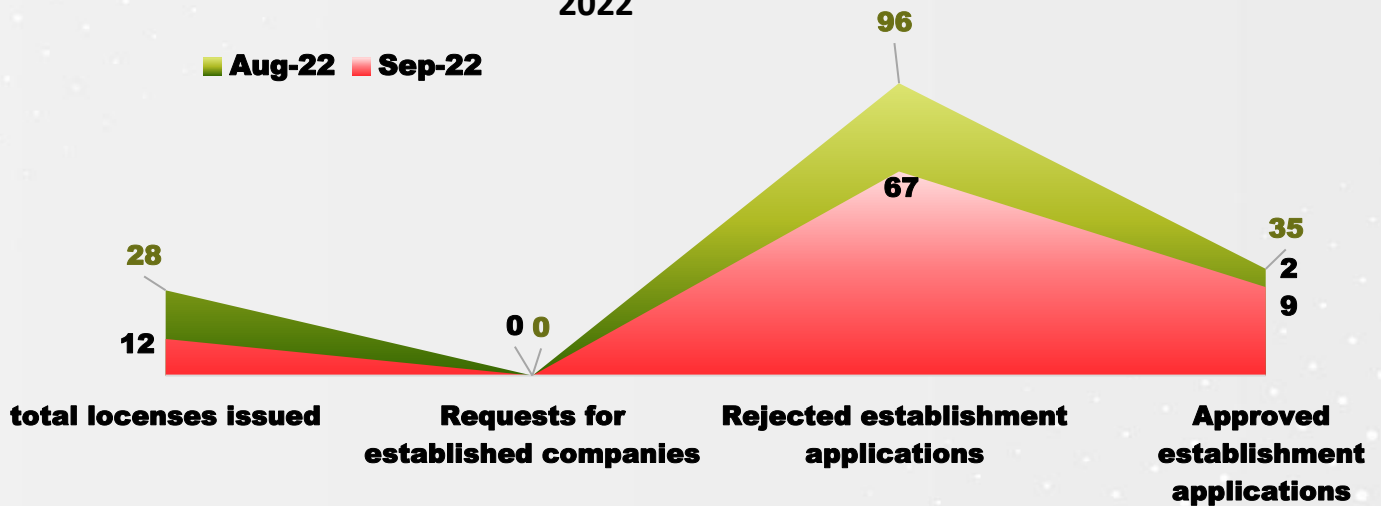




### the transactions index of person companies during sept 2022



### the transactions of microenterprise department during september 2022



MOCI.GOV.KW



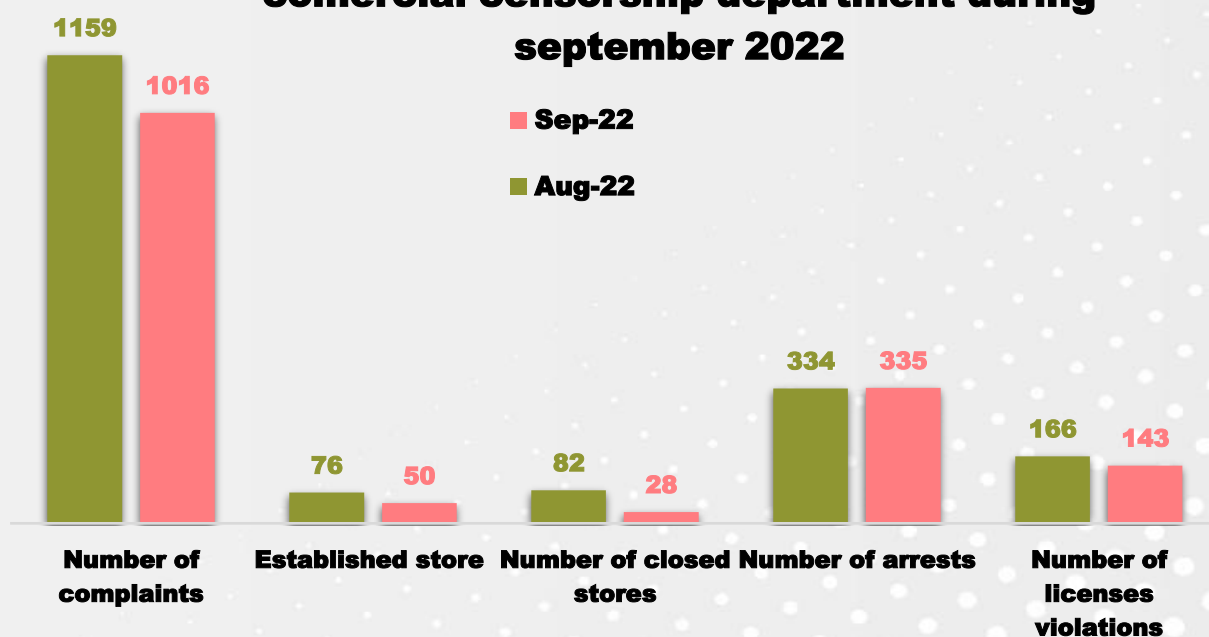
Mociq8

## Commercial Control Department

M	Work of inspectors	August 2022	September 2022	Percentage change
1	Number of license violations	166	143	-14%
2	Number of seizure reports	334	335	0%
3	Number of shop closures	82	28	-66%
4	Number of shops opening	76	50	-34%
5	Number of complaints	1159	1016	-12%

A number of (143) license violations were issued in September 2022, and the decrease rate was equivalent to 14% compared to the previous month August 2022, and the number of seizure reports reached (335) minutes in September 2022, and (28) shops were closed in September 2022 compared to ( 82 ) shops in August 2022 with a decrease of 66%, and (50) shops were opened in September 2022, which constituted a decrease of 34%, and the number of complaints submitted to a worker inspectors reached 1016, a decrease of 12% from the previous month.

### the index of inspectors transactions for commercial censorship department during september 2022



## Anti-commercial fraud and awareness

M	Transactions	August 2022	September 2022	Percentage change
1	Request for Confirmation of Country of Origin	0	0	0%
2	Releases	0	0	0%
Total		0	0	0%

**There are no transactions to manage fraud suppression for September 2022 according to the data sent to us**



MOCI.GOV.KW



Mociq8

## Consumer Protection Department

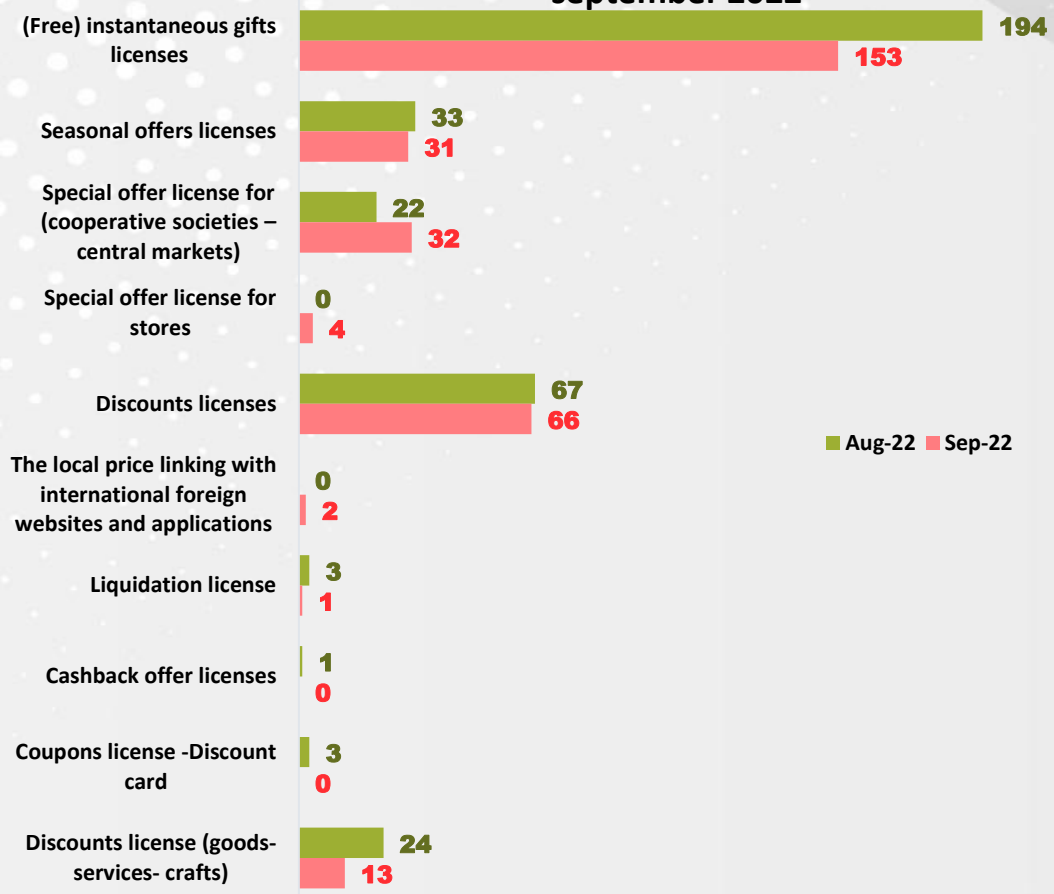
M	Transactions	August 2022	September 2022	Percentage change
1	Instant HD Ya License (Free)	194	153	-21%
2	Seasonal Offers License	33	31	-6%
3	Special offer license ( cooperative societies - central markets)	22	32	45%
4	Special offer license for shops	0	4	0%
5	Download Licensing	67	66	-1%
6	Linking the local price to the prices of foreign and international sites and applications	0	2	0%
7	Liquidation License	3	1	-67%
8	License Cashback Offers	1	0	-100%
9	Coupons License - Discount Card	3	0	-100%
10	Discounts license (goods - services - crafts)	24	13	-46%
comprehensive		347	302	-13%
Number of summons books		3	5	67%
Number of vehicles required for manufacturing defects		5817	1380	-76%

153 transactions (free instant gifts) were issued in September 2022 compared to 194 transactions in August 2022, a decrease of 21%, and 31 licenses (seasonal offers) were issued, a decrease of 6% transactions compared to the previous month, and witnessed special offer transactions (associations / central markets) for the month September 2022 (32) transactions, an increase of 45% transactions compared to the previous month, and the number of special offer transactions (shops) reached (4) transactions, and the sale activity recorded a decrease in the number of transactions, which was estimated at (66) transactions, while it reached 67 for the month of August 2022 by A decrease of 1%, and the local price was linked to the prices of foreign and international sites and applications in the month of September, and the number of transactions was (2), and the transactions of the announced discounts (goods, services, letters) recorded 13 coefficients, a decrease of about 46% from the previous month, noting that summons letters were prepared 5 And the number of vehicles for manufacturing defects (1380) transactions for the month of September 2022, a decrease of 76%.





## the index of consumer protection department during september 2022



## Join-stock companies department

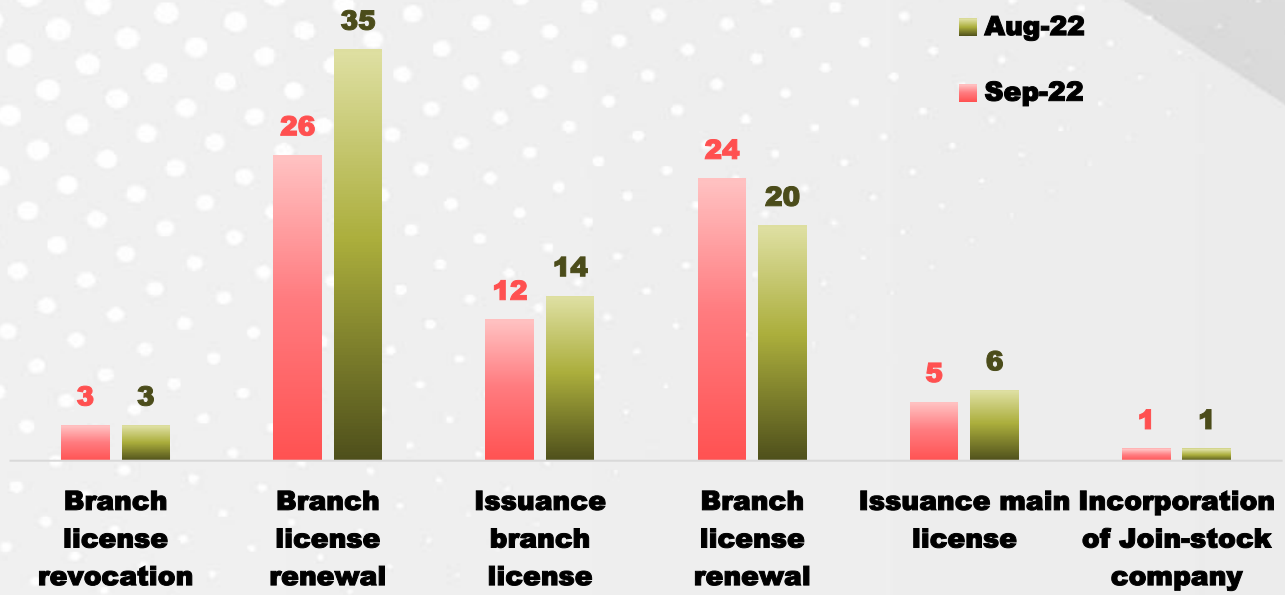
M	Transaction Type	Public Joint Stock Companies			Closed Joint Stock Companies		
		August 2022	September 2022	Percentage change	August 2022	September 2022	Percentage change
1	Establishment of a joint stock company	0	0	0%	1	1	0%
2	Issuance of a master license	1	0	-100%	6	5	-17%
3	Renewal of a master license	3	1	-67%	20	24	20%
4	Issuing a branch license	5	6	20%	14	12	-14%
5	Branch License Renewal	6	7	17%	35	26	-26%
6	Cancel a branch license	0	0	0%	3	3	0%
7	Replacement of lost or damaged license	0	0	0%	0	0	0%

By reviewing the data related to the management of joint stock companies, we found the following:

1 closed joint stock companies were established in September 2022, while the issuance of a closed main license decreased by 17% compared to the previous month, 24 closed main licenses were renewed in September and increased by 20% compared to August 2022, and 12 branches of a closed joint stock company license were issued compared to 14 A branch in August and a decrease of 14%, 7 branches were renewed with a public shareholding license and 26 branch licenses for a closed joint stock company.



the transactions index of privet join-stock companies during  
september 2022



MOCI.GOV.KW



Mociq8

## Follow/ Join-stock companies department

M	Transactions of auditors and auditors	August 2022	September 2022	Percentage change
1	Issuing a Practice License	3	0	-100%
2	Renewal of a practice license	1	0	-100%
3	Replacement of lost or damaged practice license	0	0	0%
4	Registration in the auditors' register	0	0	0%
5	Appointment of an external auditor	0	0	0%

**There are no transactions of auditors and auditors during the month of September 2022 according to the data sent**



## Commercial licenses department

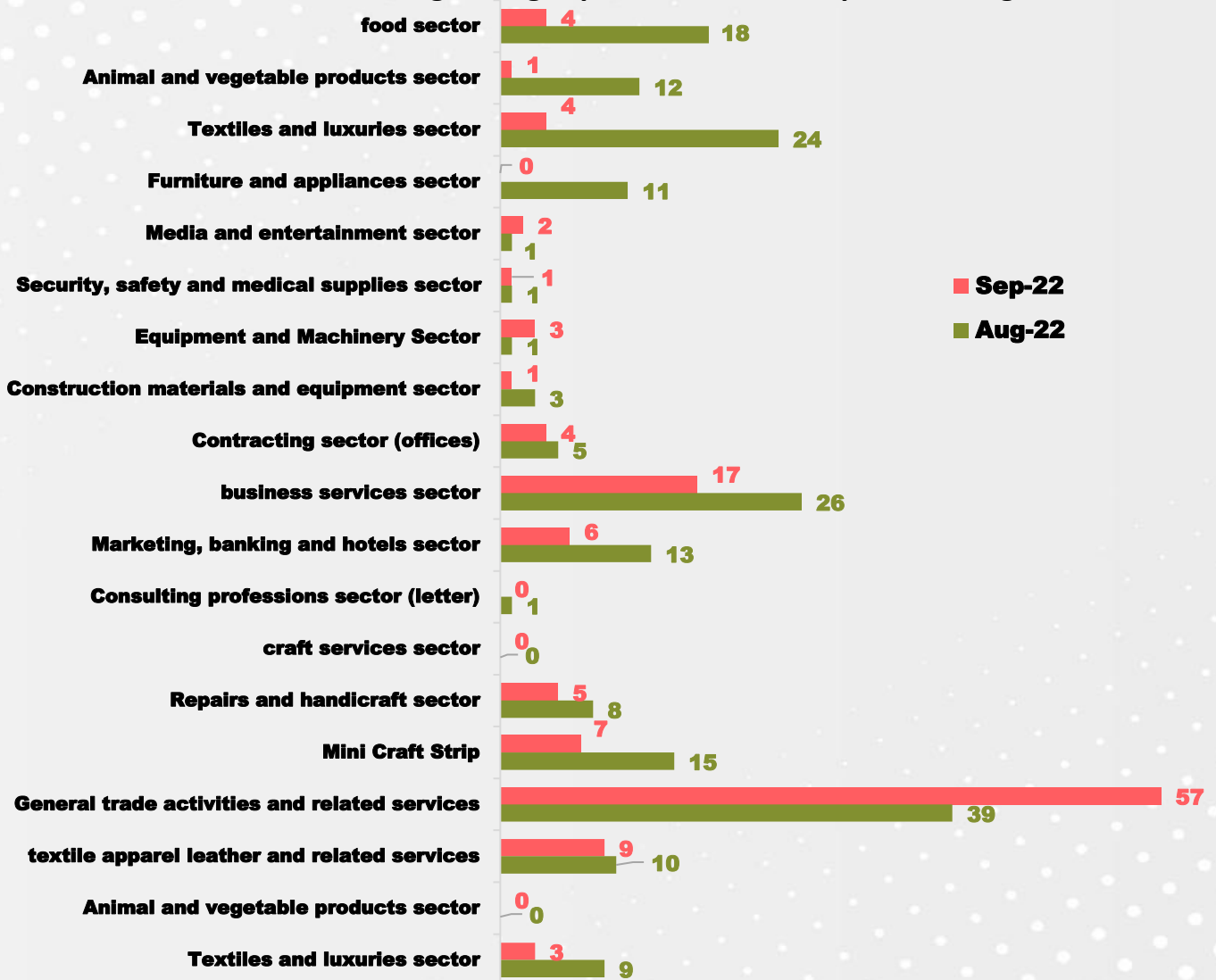
M	Number of Institutions by Sectors	Natural person			Legal Entity		
		August 2022	September 2022	Percentage change	August 2022	September 2022	Percentage change
1	Food Sector	18	4	-78%	1	2	100%
2	Animal and Plant Products Sector	12	1	-92%	0	0	0%
3	Textiles and Accessories Sector	24	4	-83%	8	0	-100%
4	Furniture & Appliances Sector	11	0	-100%	0	1	0%
5	Media and Entertainment Sector	1	2	100%	2	1	-50%
6	Security, Safety and Medical Supplies Sector	1	1	0%	0	1	0%
7	Equipment & Machinery Sector	1	3	200%	0	0	0%
8	Construction Materials & Equipment Sector	3	1	-67%	0	0	0%
9	Contracting Sector (Offices)	5	4	-20%	0	0	0%
10	Business Services Sector	26	17	-35%	0	1	0%
11	Marketing, banking and hotels sector	13	6	-54%	1	0	-100%
12	Consulting Professions Sector (Harf)	1	0	-100%	0	0	0%
13	Services Sector Craft	0	0	0%	0	0	0%
14	Repairs and crafts sector	8	5	-38%	2	0	-100%
15	Simple Crafts Sector	15	7	-53%	4	1	-75%
16	General trading activities and related services	39	57	46%	1	3	200%
17	Industries for textiles, clothing, leather and related services	10	9	-10%	0	0	0%
18	Tourism activities and related services	0	0	0%	0	0	0%
19	Real estate activities and related services	9	3	-67%	0	0	0%
Total		197	124	-37%	19	10	-47%

The number of commercial licenses issued reached 257 licenses during the month of September 2022 for various sectors, the highest (general trading activities and related services) with 57 licenses for natural persons, followed by (business services sector) with 17 licenses, followed by (industries for textiles, clothing, leather and related services) 9 licenses.





the index of the number of establishment by sector for natural person  
licinsing during september 2022 compared to august 2022



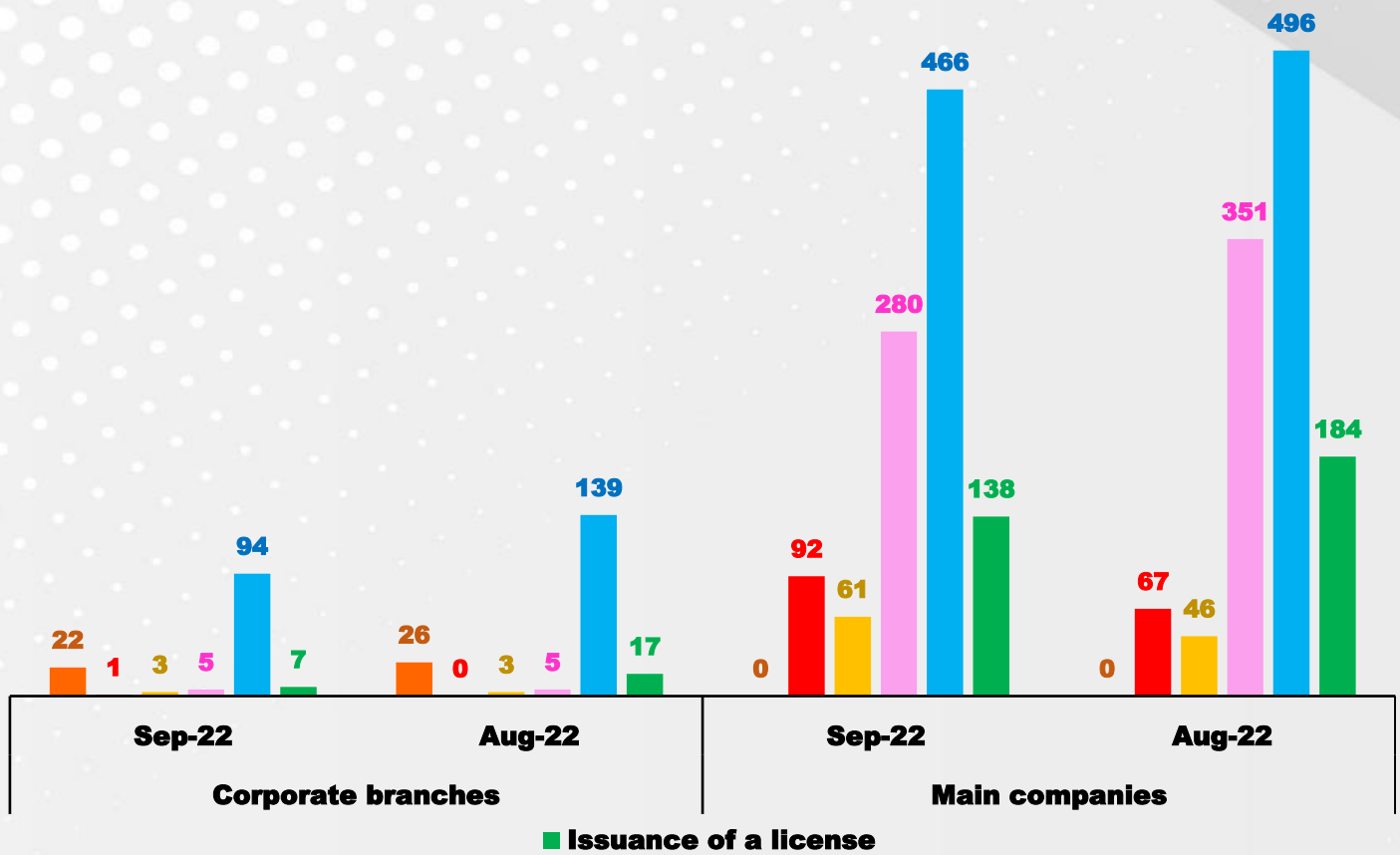
## Followed/Commercial licenses department

M	Transaction Type	Natural person			Legal Entity		
		August 2022	September 2022	Percentage change	August 2022	September 2022	Percentage change
1	Issuing a new license	184	138	-25%	17	7	-59%
2	License Renewal	496	466	-6%	139	94	-32%
3	Change address	351	280	-20%	5	5	0%
4	Modify an activity (change-add-cancel)	46	61	33%	3	3	0%
5	License Cancellation	67	92	37%	0	1	0%
6	Replacement license	0	0	0%	26	22	-15%
	comprehensive	1144	1037	-9%	190	132	-31%

A number of (138) licenses were issued for the natural person, a decrease of 25% from the previous month, and (7) licenses for the legal person, while the transactions for renewing the license for the natural person were (466) transactions, a decrease of 6% compared to August 2022, and the number with the Legal person (94) with a decrease of 32%, and the address of (280) natural persons and (5) legal persons were changed, and the number of transactions of activity (change - addition - cancellation) reached (61) transactions for natural persons in away of 33% and (3) A transaction for a legal person, while the cancellation of the license with (92) transactions for legal persons with an increase of 37% compared to August 2022 and (22) transactions for a legal person, a decrease of 15% from the previous month.



## THE LEGAL AND NORMAL PERSONS TRANSACTIONS DURING SEPTEMBER 2022 COMPARED TO AUGUST 2022



MOCI.GOV.KW



Mociq8

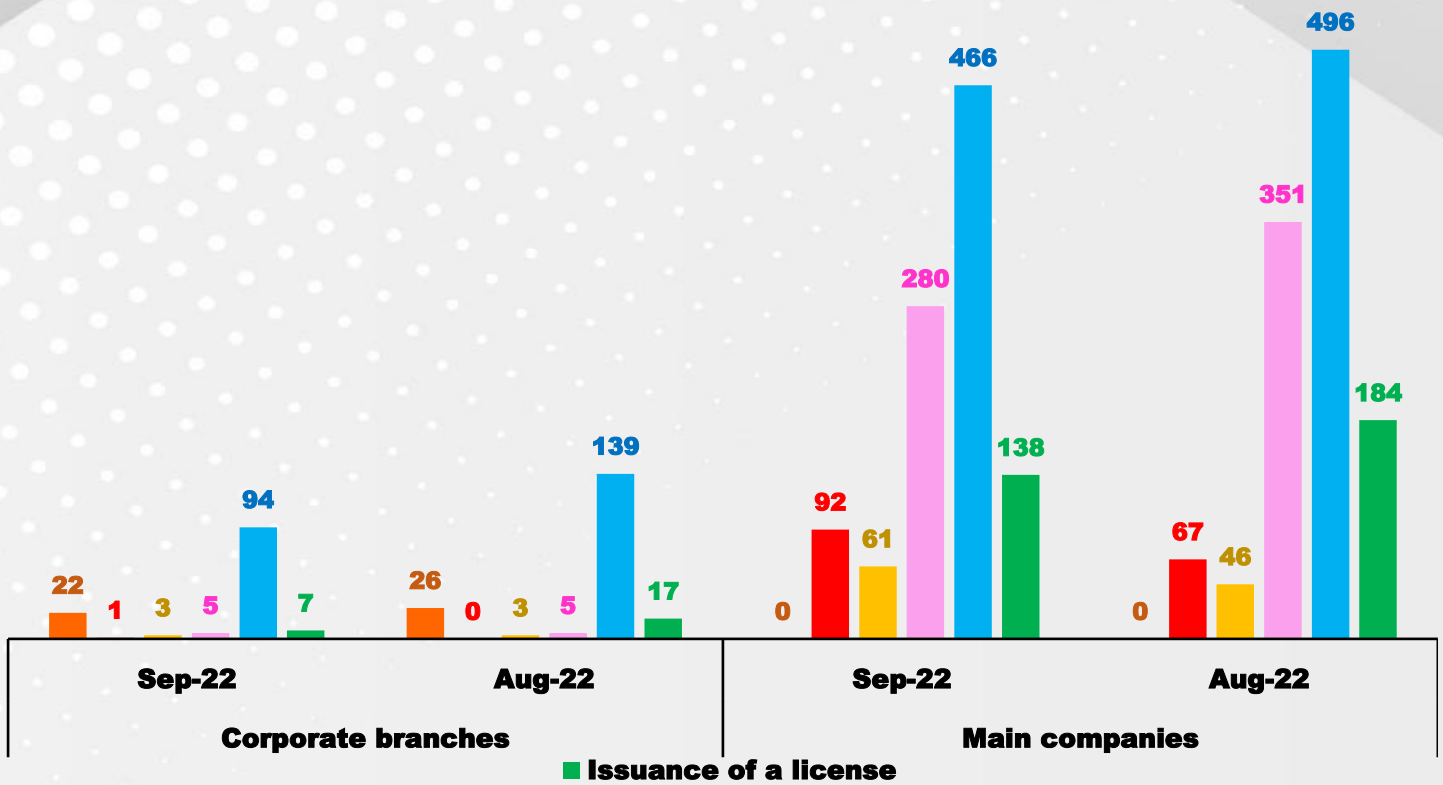
## Commercial licenses department

M	Transaction Type	Main Companies			Affiliates		
		August 2022	September 2022	Percentage change	August 2022	September 2022	Percentage change
1	Issuing a license	1169	935	-20%	999	929	-7%
2	License Renewal	1547	1273	-18%	1532	1	-100%
3	Change address	3376	1188	-65%	1532	405	-74%
4	Change of trade name	191	171	-10%	1532	48	-97%
5	Dissolution and liquidation of the company / cancellation of license	27	44	63%	65	0	-100%
6	Issuing a Gulf Branch	0	0	0%	0	1	0%
	<b>comprehensive</b>	<b>6310</b>	<b>3611</b>	<b>-43%</b>	<b>5660</b>	<b>1384</b>	<b>-76%</b>

(935) licenses were issued for main companies, a decrease of 20% compared to the previous month, and (929) licenses for corporate branches, a decrease of 7% compared to August 2022, while license renewal transactions for main companies were (1273) transactions, a decrease of 18% compared to August 2022, and a number with the branches of companies (4332) with a decrease of 2%, and the address of (1188) main companies and (405) branches of companies were changed by 74% compared to the previous month, and the number of trade name change transactions reached (171) for the main companies in a decrease of 10% and (48) transactions for corporate branches by A decrease of 97% compared to the previous month, as for the dissolution and liquidation of the company / cancellation of the license with (40) transactions for the main companies, an increase of 63% compared to August 2022, and there is no transaction for the branches of companies, and (1) transactions were issued for the issuance of a branch of a Gulf company for the month of September 2022.



## THE LEGAL AND NORMAL PERSONS TRANSACTIONS DURING SEPTEMBER 2022 COMPARED TO AUGUST 2022



MOCI.GOV.KW



Mociq8

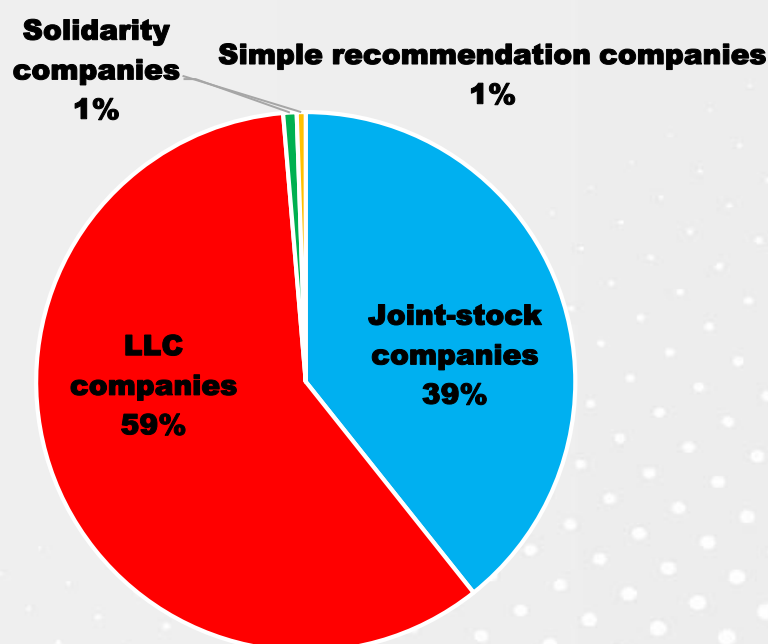


## Follow/Commercial licenses department

M	Company Type	August 2022	September 2022	Percentage change
1	One-Person Companies	828	733	-11%
2	Companies L.L.C	1314	1107	-16%
3	Joint Venture Companies	20	15	-25%
4	Limited Partnership Companies	8	10	25%

(733) companies were licensed for **one-person** companies in **September 2022**, a decrease of 11% compared to the previous month, while **LLC** companies (1107) licensed companies, a decrease of 16% compared to **August 2022**, and (15) companies licensed for **joint venture** companies, a decrease of 25%, and the number of companies the simple licensed recommendation was (10) licensed companies, up 25% from August.

### the rekatve distribution of persons licenses during September 2022



## Property Management

M	Transactions	August 2022	September 2022	Percentage change
1	Issuance of practicing the profession of land and real estate brokerage	17	24	41%
2	Renewal of the practice of land and real estate brokerage	19	20	5%
3	Cancellation of the practice of land and real estate brokerage	5	3	-40%
4	Holding real estate exhibitions in the State of Kuwait	0	0	0%
5	Complaints against real estate companies	0	0	0%
6	Licensing and publishing an ad outside Kuwait	1	1	0%
7	To Whom It May Concern Certificate	2	0	-100%
8	Total Number of violators during the month	0	0	0%
Total		44	48	9%

The issuance of land and real estate brokerage transactions reached 24 laboratories in September compared to 17 transactions for the month of August 2022, and constituted an increase of 41%, while the renewal of practicing the land brokerage profession increased by 5% compared to the previous month, while (3) licenses to practice brokerage were canceled compared to (5) for the month previously, there was no offense in September.

Looking at the total, the transactions for the month of September 2022 recorded (48) transactions compared to (44) for April 2022, with an increase of 9%.

### Statistics on the number of real estate licenses (real estate evaluators)

Special in the profession of real estate evaluators							
Transactions		Individuals			Companies		
		August 2022	September 2022	Percentage change	August 2022	September 2022	Percentage change
1	Issuance of practice	0	0	0%	1	0	-100%
2	Renewal of Practice	0	4	0%	1	0	-100%
3	Cancellation of a practice	0	0	0%	0	1	0%
Total		0	4	0%	2	1	-50%

Cumulative total number of licensed brokers in Kuwait until the end of September 2022

1351

Cumulative total number of licensed residents in Kuwait until the end of September 2022

62

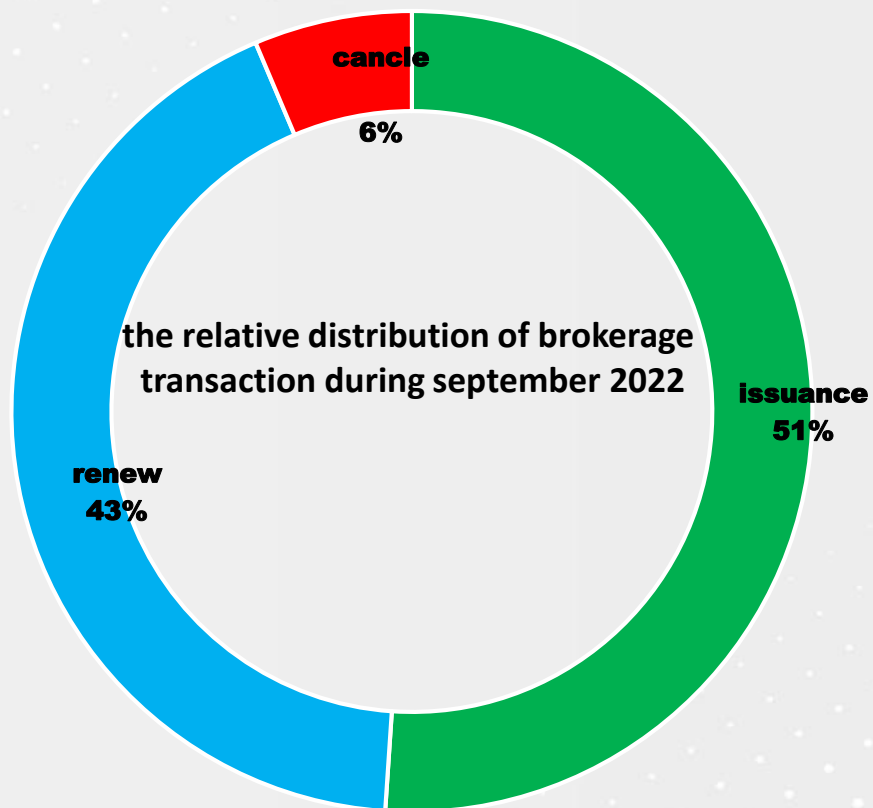


MOCI.GOV.KW



Mociq8

The number of transactions for renewing the practice of the profession of land and real estate evaluator in September 2022 reached (4) transactions for individuals, and (1) cancellation transactions for corporate transactions in September 2022.



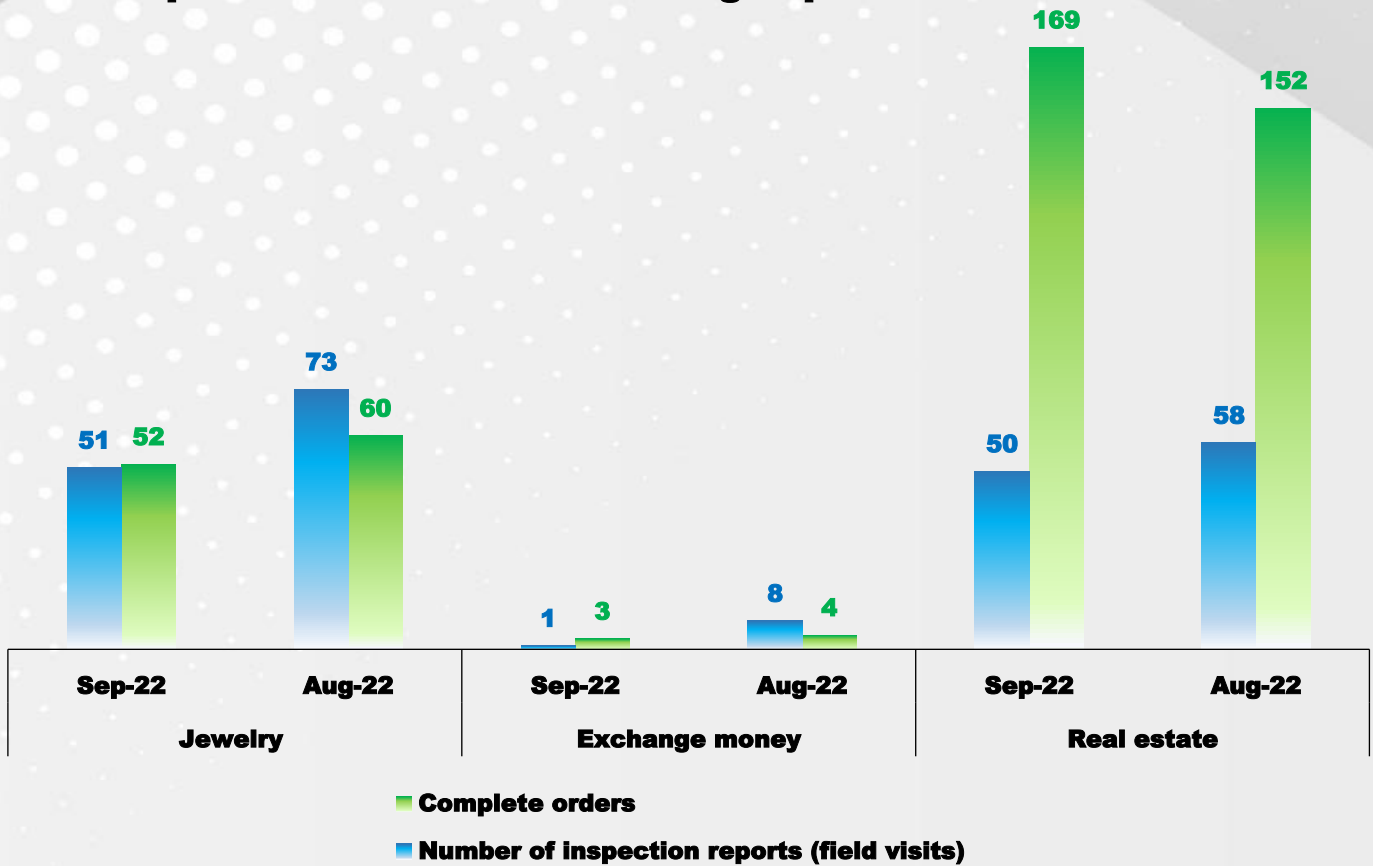
## real estate department

Deals		Property			Exchange			Jewelry		
		August 2022	September 2022	Percentage change	August 2022	September 2022	Percentage change	August 2022	September 2022	Percentage change
1	Complete applications	152	169	11%	4	3	-25%	60	52	-13%
2	Number of inspection reports (field visits)	58	50	-14%	8	1	-88%	73	51	-30%
3	Suspension of a company	0	0	0%	0	0	0%	1	0	-100%
4	Stop a civil or individual number	0	0	0%	0	0	0%	0	0	0%
5	Number of Licenses Suspension Cases	0	0	0%	0	0	0%	4	0	-100%
6	Number of cases of lifting the suspension of individuals	0	0	0%	0	0	0%	0	0	0%
7	Send an email to block websites	0	0	0%	0	0	0%	13	21	62%
8	Send an email to unblock websites	0	0	0%	0	0	0%	0	0	0%
Total Transactions		210	219	4%	12	4	-67%	151	124	-18%

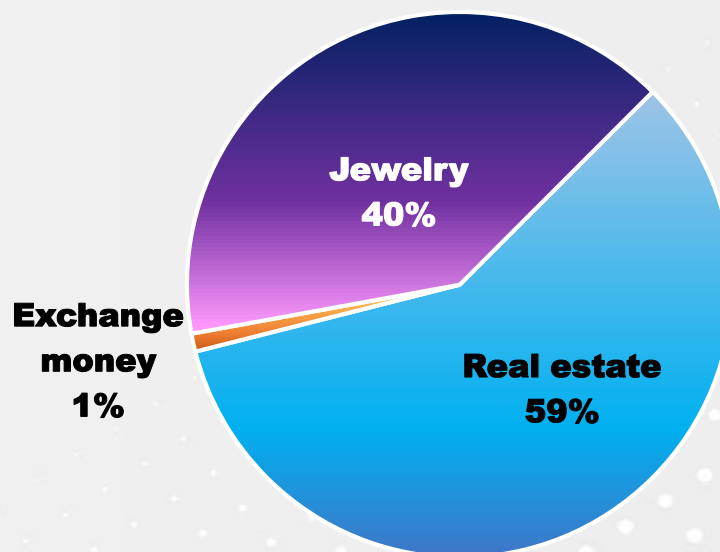
The inspection reports of the property for the month of May amounted to (50) reports with a low variable rate of 14% from the previous month, and also jewelry amounted to (51) reports with a low variable rate of 30% for the month of August 2022, and we also note in item (7) in the table (21) cases of blocking a site for jewelry activity in September And a variable rate of 62% compared to the previous month.



## percentage distribution of anti-laundersing department transaction during september 2022



## inspection report of the anti-money laundreing department and order completion indicator during september 2022



MOCI.GOV.KW



Mociq8

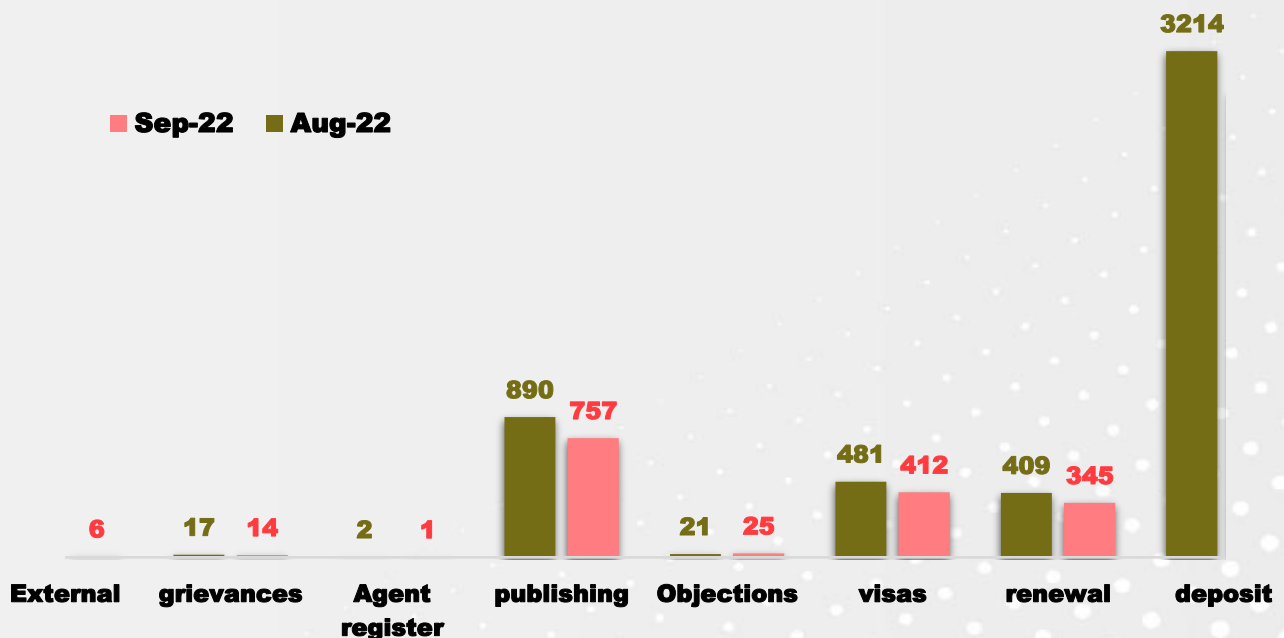


# Trademark and Patent Management

The number of trademark filing transactions reached 2957, a decrease of 8% compared to August 2022, while the number of renewed transactions decreased by 16% compared to the previous month, and a trademark mark reached 412 during the month of September and decreased by 14%, and the number of objection transactions (25) Transactions, and publication transactions decreased from 890 in August 2022 to 757, a decrease of 15%, and the number of agent register transactions was (1) transaction in September 2022, and (6) extracts were extracted with a decrease by 68%.

Trademarks Section				
M	Transactions	August 2022	September 2022	Percentage change
1	Deposit	3214	2957	-8%
2	Renewal	409	345	-16%
3	Visas	481	412	-14%
4	Protests	21	25	19%
5	Publishing	890	757	-15%
6	Agent Register	2	1	-50%
7	Grievances	17	14	-18%
8	Extracts	19	6	-68%
comprehensive		5,053	4,517	-11%

the index of trademark transactions during september 2022



MOCI.GOV.KW



Mociq8

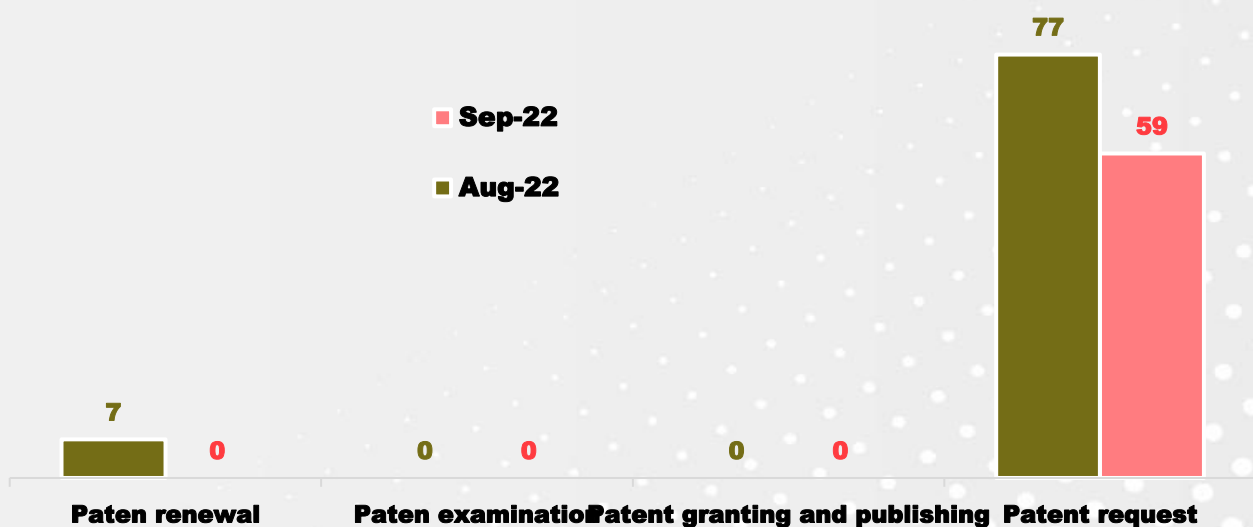
## Patent

Patent Department				
M	Transactions	August 2022	September 2022	Percentage change
1	Patent Application	77	59	-23%
2	Grant and publication of patents	0	0	0%
3	Patent examination	0	0	0%
4	Patent renewal	7	0	-100%
Total Transactions		84	59	-30%

Looking at the above table, it becomes clear to us the following:

A decrease in total transactions by 30%, as there is a clear decrease in item (4.1) in patent transactions in the application, grant, publication, examination and renewal in September 2022 transactions compared to August 2022 .

the index of patent transactions during september 2022



## International Relations Department

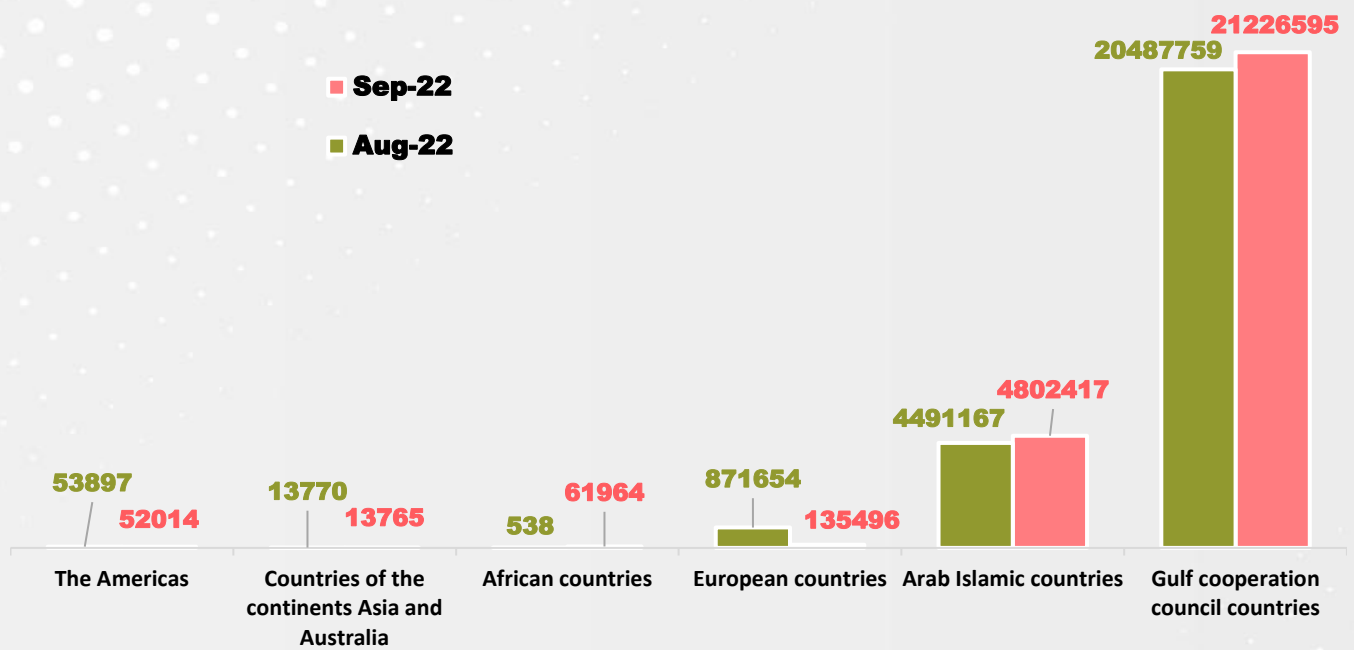
### Kuwaiti Exports: -

The total exports of Kuwaiti origin during September 2022 amounted to about KD 26 million, distributed over the Gulf Cooperation Council countries, Arab countries, European countries, African countries, countries of the two continents, Asia and Australia, countries of the Americas, where the share of exports to the Gulf Cooperation Council countries was about KD 21 million, achieving an increase of about 4% compared to the previous month, and the percentage of The increase in the value of exports of Arab countries is about 7%, achieving exports estimated at about KD 5 million, and the value of exports to the countries of the European continent reached about 135 thousand, a decrease of about 84% of the value of exports. The value of exports to the countries of the African continent reached 62 thousand, an increase of 11417% compared to August 2022, and the value of exports to the countries of the Asian and Australian continents reached 14 thousand KD, and the percentage of exports to the countries of the two Americas KD 52,000, a decrease of 3%, and it is noted that there was an increase in the value of total exports relative to last month's exports by 1%.

Kuwaiti-origin non-oil exports							
M	Country Names	Certificates			Value of exports		
		August 2022	September 2022	Percentage change	August 2022	September 2022	Percentage change
1	GCC Countries	2263	1874	-17%	20487759	21226595	4%
2	Arab Countries	420	358	-15%	4491167	4802417	7%
3	Countries of the European continent	3	4	33%	871654	135496	-84%
4	Countries of the African continent	1	3	200%	538	61964	11417%
5	Asian countries and Australia	2	1	-50%	13770	13765	0%
6	The countries of the Americas	4	4	0%	53897	52014	-3%
Total		2693	2244	-17%	25918785	26292251	1%



## the value of kuwaiti exports index during september 2022



MOCI.GOV.KW



Mociq8

**Number of exhibitions during September 2022 compared to August 2022.**

Exhibitions Section				
M	Transactions	August 2022	September 2022	Percentage change
1	Issuing a temporary trade exhibition license within the State of Kuwait	5	2	-60%
Total		5	2	-60%

**Looking at the above table, it is clear that (2) temporary trade showrooms were issued inside Kuwait in September 2022 compared to (5) in August 2022, with a decrease of 60%.**



MOCI.GOV.KW



Mociq8

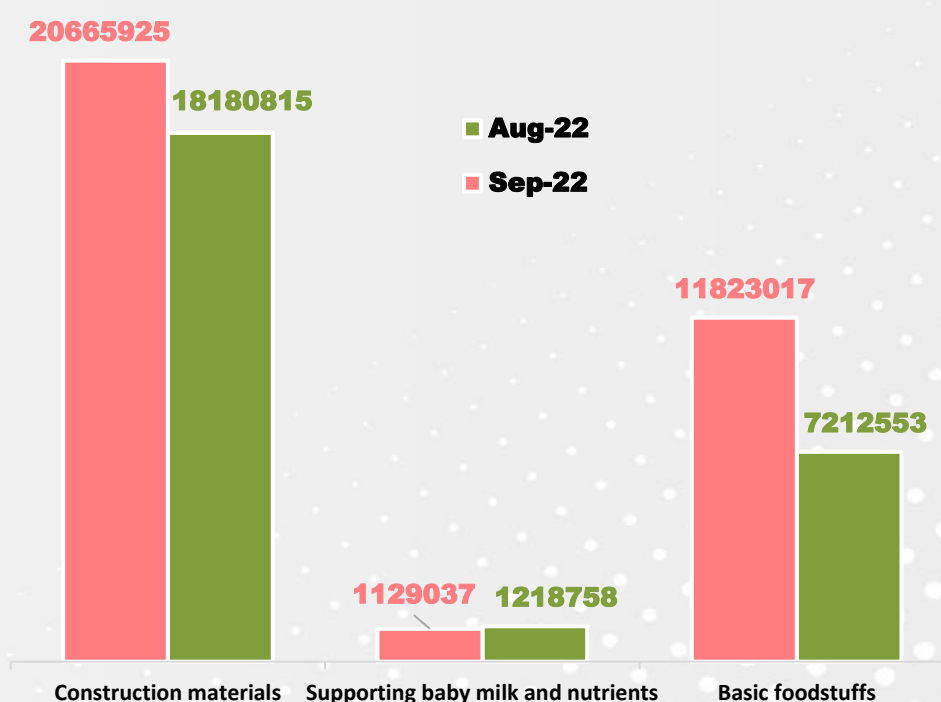


## Supply department

During the month of September 2022, the Ministry provided support for many items estimated at KD 34 million, thus increasing its support by 26% compared to August 2022, as the group of basic materials disbursed through the ration card for this month received an estimated amount of about 12 million and an estimated percentage of about 35% of the total support and increased by 64% compared to August 2022, and the support for milk and baby nutrients amounted to about KD 1 million and decreased by 7% from the previous month, and amounted to The value of construction materials is estimated at 21 million and increased by 14% from August 2022.

M	Supported Materials	Outgoing support		
		August 2022	September 2022	Percentage change
1	Base material	7212553	11823017	64%
2	Baby Milk & Nutrients	1218758	1129037	-7%
3	Construction Materials	18180815	20665925	14%
Total		26612126	33617979	26%

the monthly indicator of the disbursed amounts  
during september 2022



## Continued/ Supply Department

M	Ration Cards				Beneficiary individuals			
	Transactions	August 2022	September 2022	Percentage change	Transactions	August 2022	Sep2022	Percentage change
1	Version	563	853	52%	Addendum	12758	18504	45%
2	renewal	1442	941	-35%	Update	252	371	47%
3	Cancel	35	39	11%	delete	2945	5026	71%

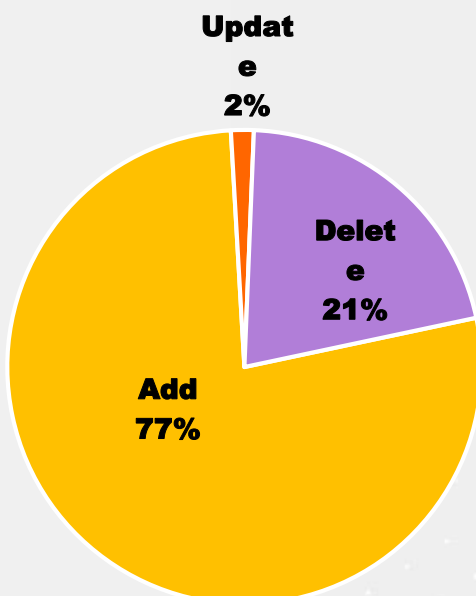
Number of cumulative ration cards until the end of September 2022

251576

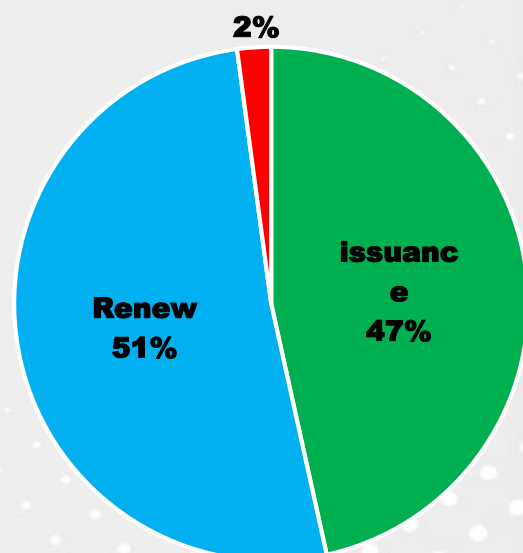
Statement of the number of individuals benefiting from the cumulative supply until the end of September 2022

2169599

the index of transactions of beneficiaries of ration during september 2022



ration card transactions index during september 2022



MOCI.GOV.KW



Mociq8

## **The most prominent decisions issued during the month of September 2022**

### **Ministerial Decisions:**

- **Ministerial Decree No. (124) of 2022 dated 7/9/2022 regarding the issuance of the Mobile Vehicles Regulation Regulation.**
- **Ministerial Decree No. (128) of 2022 dated 13/9/2022 regarding the prohibition of the export of fresh eggs.**



**MOCI.GOV.KW**



**Mociq8**

## Conclusion

**This is the end of our report, in which we were keen to provide all possible data and statistics on most of the departments of the ministry in a way that proves the extent of the growth of their role, and we showed the most important indicators and clarified them with graphs, and we presented our statistical analysis of the monthly indicators, we hope that we succeeded in this report to show the most important aspects affecting the development and development of the ministry, I hope that this report will impress you, and God is the guardian of success.**



MOCI.GOV.KW



Mociq8



MOCI.GOV.KW



Mociq8