



Monthly Economic Bulletin February 2026

Summary of Key Statistics and
Achievements Within the Ministry's
Departments

Prepared by:
Strategic Planning and Research
Department



Contents

Introduction

Kuwait Business Centre (KBC)

Commercial Control and Consumer Protection Department

Advertising and Promotional Licensing Department

Joint Stock Companies Department

Precious Metals Department

Real Estate Services and Valuation Department

Anti-Money Laundering and Counter-Terrorism Financing Department

Trademarks and Patent Department

International Relations Department

Supply Department

Key Administrative and Ministerial Decisions Issued in January 2026

Conclusion

Introduction

We are pleased to present this monthly economic bulletin, a regular publication that highlights the key statistics and achievements of the departments within the Ministry of Commerce and Industry, as well as the most prominent economic developments each month. It is issued specifically for those interested in the economic affairs of the State of Kuwait and is made available on the Ministry's website.

Al-Jawhara Al-Sabah
Director of Strategic Planning and
Research Department

Kuwait Business Centre

Establishment and Licensing Department:

Firstly: Incorporation Applications:

Establishment of Partnerships

Total Approved Applications Following Review			
Percentage Change	Feb 2026	Jan 2026	Companies Established
10%	1793	1633	
Licences			
Total Applications for Partnership Licences			
Percentage Change	Feb 2026	Jan 2026	Companies Established
14%	3958	3471	

With reference to the data presented in the table above, and upon analyzing the available data for February 2026, it is observed that the total number of approved applications, following review, for partnerships amounted to (1,793) applications for newly established companies, representing an increase of 10% compared to the previous month. Furthermore, the total number of issued licences for partnerships reached (3,958) licences, reflecting an increase of 14% compared to January 2026.

Licensing of Freelance Businesses

Total Approved Applications Following Review			
Percentage Change	Feb 2026	Jan 2026	Companies Established
31%	1002	765	
Freelance Business Licences			
Percentage Change	feb 2026	jan 2026	Issued Licences
67%	1106	662	

It is evident from the table above, following the review of freelance licences, that the total number of approved applications after review reached (1,002) applications for newly established businesses, representing an increase of 31% compared to the previous month. Furthermore, the number of issued freelance licences amounted to (1,106) licences, reflecting an increase of 67% compared to January 2026.

Secondly: Commercial Licences

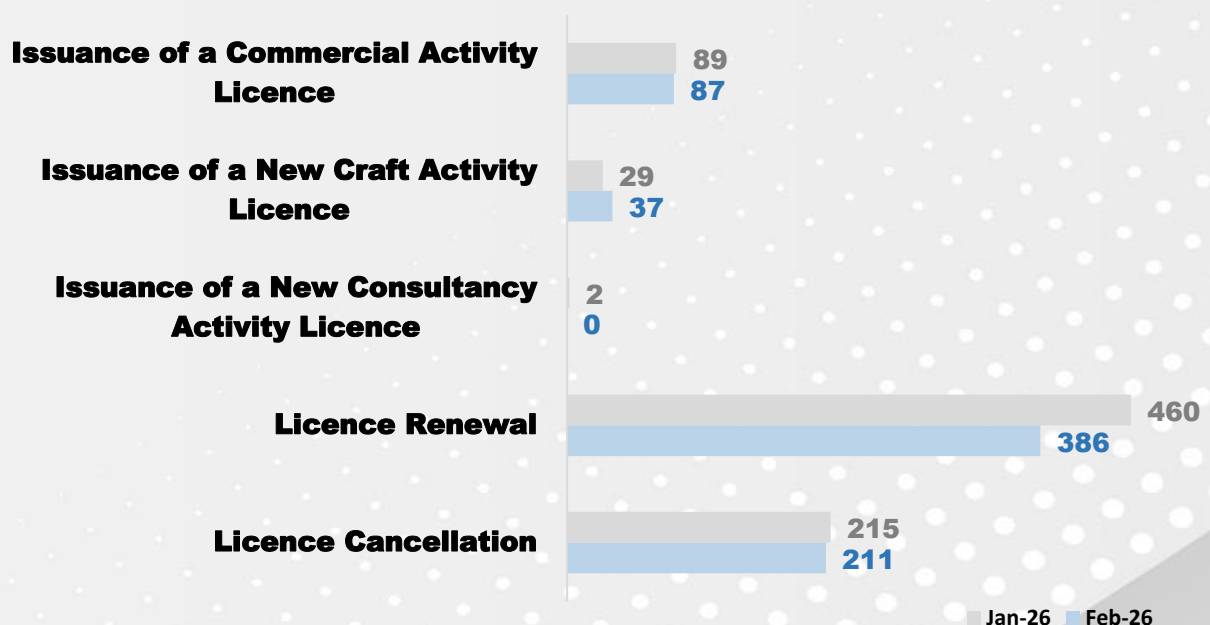
A. Licences for Natural Persons

Natural Person			type of transactions	.N
Percentage Change	feb 2026	jan 2026		
-2%	87	89	Issuance of a Commercial Activity Licence	1
28%	37	29	Issuance of a New Craft Activity Licence	2
-100%	0	2	Issuance of a New Consultancy Activity Licence	3
-16%	386	460	Licence Renewal	4
-2%	211	215	Licence Cancellation	5
-9%	721	795	total	

Upon reviewing the data relating to commercial licences (natural persons) for the month of February 2026, the following has been observed.

A total of (87) commercial activity licences were issued, representing a decrease of 2% compared to the previous month. In addition, (37) new craft-related licences were issued, reflecting an increase of 28%. Furthermore, (386) license renewal transactions were processed for natural persons, marking a decrease of 16% compared to the previous month. Moreover, (211) licences were cancelled, representing a decrease of 2% in February 2026.

transactions of natural persons during feb 2026 compared with jan 2025




A- Legal Entity Licences

Legal Entity			type of transactions	.N
percentage change	Feb 2026	Jan 2026		
-40%	3	5	Issuance of a New Licence	1
-12%	22	25	Licence Renewal	2
94%	33	17	Licence Cancellation	3
23%	58	47	total	

Upon reviewing the data relating to commercial licences (legal persons) for the month of February 2026, the following has been observed.

The number of new licence issuance transactions amounted to (3), representing a decrease of 40% compared to the previous month. Licence renewal transactions totalled (22) licences for legal persons, reflecting a decrease of 12%. Furthermore, (33) licences were cancelled for legal persons, representing an increase of 94% in February 2026.

transactions of legal persons during feb 2026 compared with jan 2025



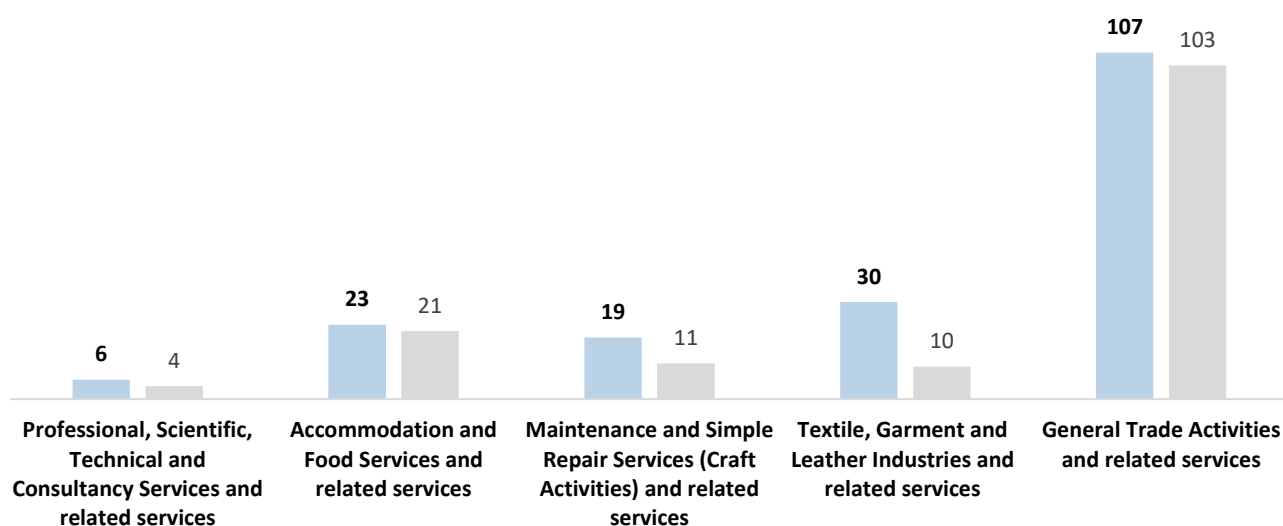
C- Licences by Economic Activities

Legal Entity			Natural Person			Number of Establishments by Sector	.N
percentag change	Feb 2026	Jan 2026	percentag change	Feb 2026	Jan 2026		
-75%	1	4	4%	107	103	General Trade Activities and related services	1
0%	0	0	200%	30	10	Textile, Garment and Leather Industries and related services	2
0%	0	0	73%	19	11	Maintenance and Simple Repair Services (Craft Activities) and related services	3
0%	0	0	10%	23	21	Accommodation and Food Services and related services	4
0%	0	0	50%	6	4	Professional, Scientific, Technical and Consultancy Services and related services	5
-75%	1	4	24%	185	149	total	

Upon reviewing the data relating to commercial licences (by economic activities) for February 2026, the following has been observed.

A total of (185) commercial licences were issued across various sectors. The top five economic activities were identified, with general trading activities and related services ranking highest, recording (107) licences issued to natural persons. This was followed by textile, apparel, and leather manufacturing activities and related services with (30) licences. Accommodation, food, and related service activities came next with (23) licences, followed by maintenance and repair service activities (simple trades) and related services with (19) licences issued to natural persons. Finally, contracting activities and related services recorded (6) licences in February 2026.

the number of institutions by sector for natural persons in feb 2026 compared with jan 2025



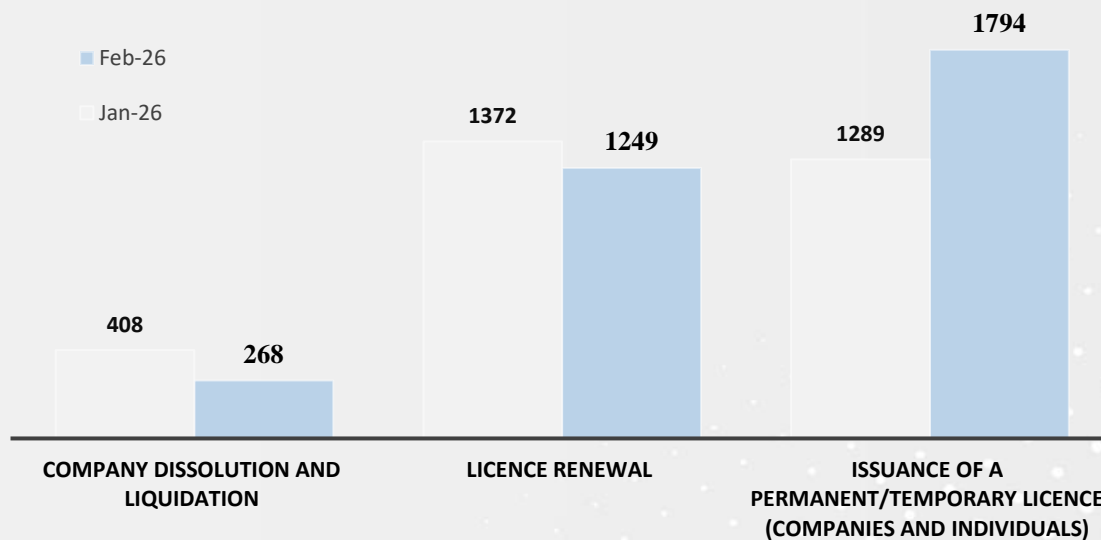
Thirdly: Partnership Company Licences:

Main Companies			type of transactions	.N
percentage change	Feb 2026	Jan 2026		
39%	1794	1289	Issuance of a Permanent/Temporary Licence (Companies and Individuals)	1
-9%	1249	1372	Licence Renewal	2
-34%	268	408	Company Dissolution and Liquidation	3
8%	3311	3069	total	

Upon reviewing the data relating to partnerships (main companies) for the month of February 2026, the following has been observed.

A total of (1,794) permanent and temporary licences were issued for main partnerships, representing an increase of 39% compared to the previous month. Licence renewal transactions amounted to (1,249), reflecting a decrease of 9% compared to the previous month. Furthermore, the number of company dissolution and liquidation transactions reached (268), marking a decrease of 34% compared to the previous month.

statement of main companies transactions for february 2026 compared with january 2025



A- Company Licences by Branches

Company Branches			type of transactions	.N
percentage change	Feb 2026	Jan 2026		
9%	370	339	Issuance of a Partnership Company Branch	1
-19%	704	866	Licence Renewal	2
24%	220	177	Cancellation Request for a Licence / Branch	3
-6%	1294	1382	total	

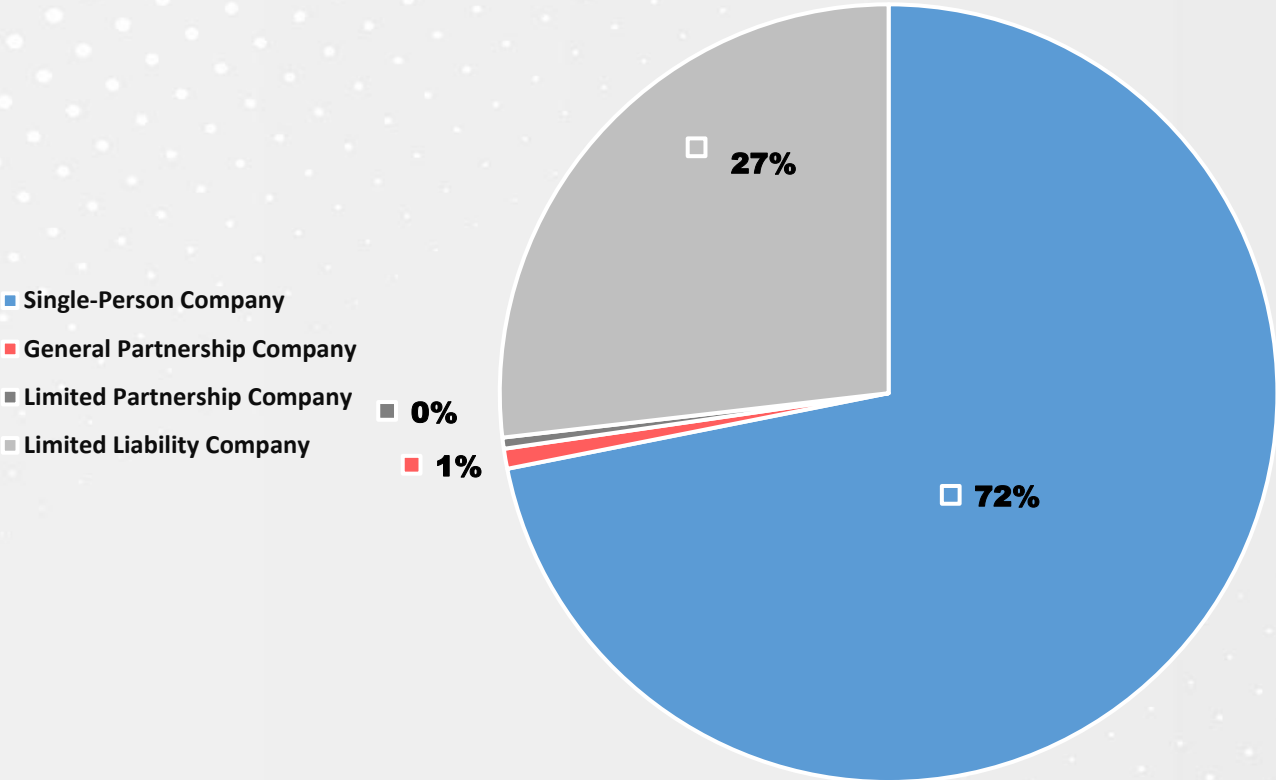
Upon reviewing the data relating to Partnerships Companies (Branch Offices) for February 2026, the following was noted: A total of 370 transactions concerning partnership company branches were issued, reflecting an increase of 9% compared to the previous month. In addition, 704 licence renewal transactions were processed, representing a decrease of 19%, while 220 requests for the cancellation of branch licences were submitted, marking an increase of 24% compared to the previous month.

A. By Legal Entity

percentage change	Feb 2026	Jan 2026	Type of Company	.N
44%	1557	1085	Single-Person Company	1
64%	18	11	General Partnership Company	2
100%	10	5	Limited Partnership Company	3
10%	581	528	Limited Liability Company	4

Upon reviewing the data relating to Partnerships Companies by legal entity for February 2026, the following was noted: A total of 1,557 Single-Person Companies were licensed, reflecting an increase of 44% compared to the previous month. In addition, 18 General Partnership Companies were licensed, marking an increase of 64%. As for Simple Limited Partnership Companies, 10 companies were licensed, representing an increase of 100%. Furthermore, 581 Limited Liability Companies were licensed, reflecting an increase of 10% compared to January 2026.

proportional distribution of company licences for february 2026



Commercial Control and Consumer Protection Department

Inspection Report Statistics:

percentage change	Feb 2026	Jan 2026	Inspectors' Activities	.N
27%	1275	1005	Number of Inspection Reports	1
141%	130	54	Number of Licensing Violations	2
-67%	12	36	Number of Shop Openings	3
124%	74	33	Number of Shop Closures	4
-13%	181	208	Number of Hotline 135 Calls	5
19%	4922	4152	Number of Complaints	6
20%	6594	5488	TOTAL	

Upon reviewing the data relating to the Commercial Control Department for February 2026, the following was noted: The activities carried out by the inspectors of the Commercial Control Department resulted in the issuance of 1,275 violation reports, reflecting an increase of 27% compared to the previous month. In addition, 130 licensing violations were recorded, representing an increase of 141%. Furthermore, 12 commercial establishments were opened, reflecting a decrease of 67% compared to January 2026, while 74 establishments were closed, marking an increase of 124% during February 2026. It was also noted that the number of submitted complaints decreased to 181 complaints, representing a decline of 13% compared to the previous month. On the other hand, complaints submitted through the Portal, WhatsApp, and the Sahel Application increased to 4,922 complaints, reflecting an increase of 19% compared to January 2026.

statement of the inspectors activities for the commercial control and consumer protection department for february 2026 compared with january 2025



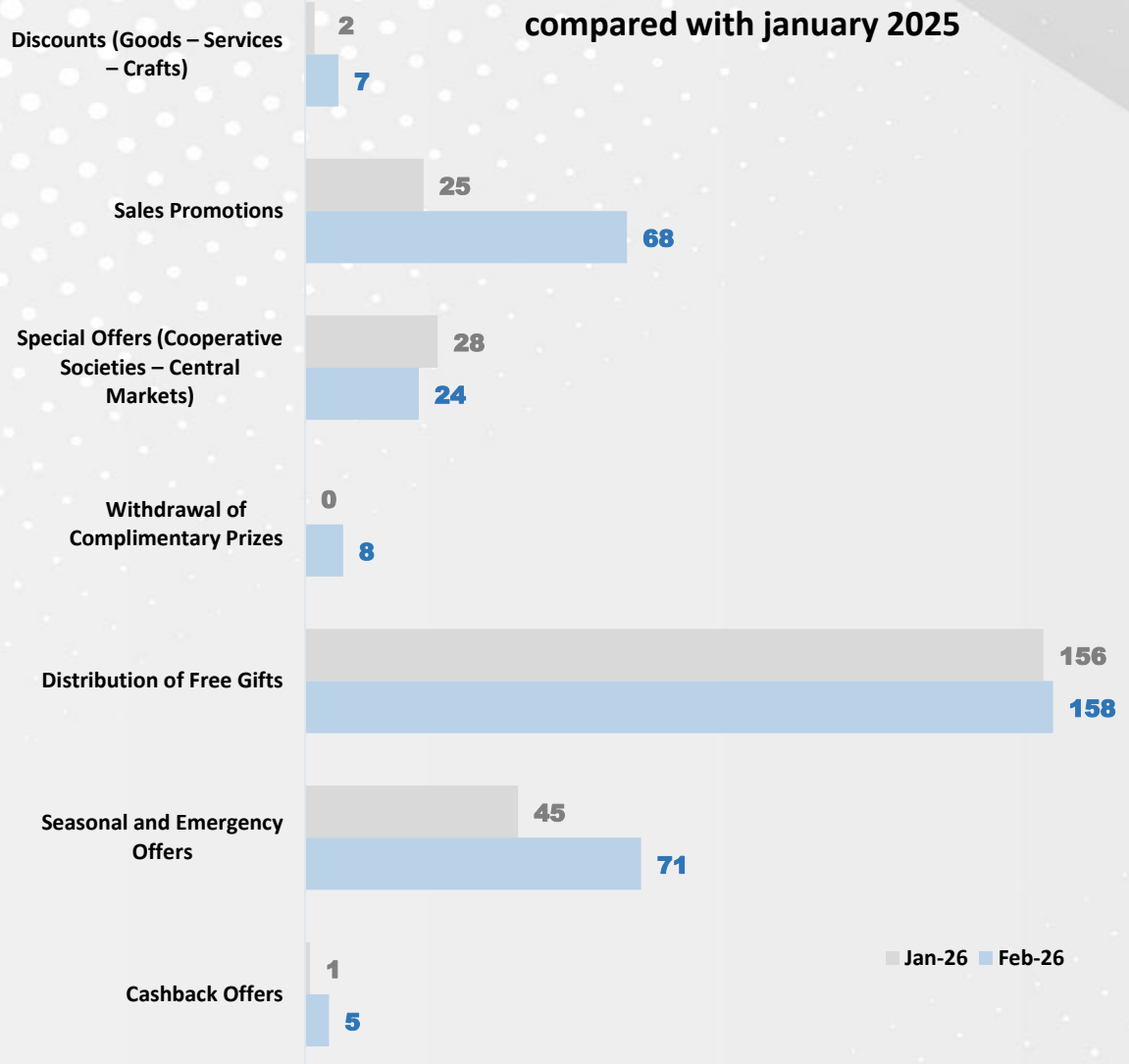
Advertising and Promotional Licences Department

Statistics of Free Offers and Discounts:

percentage change	Feb 2026	Jan 2026	transactions	.N
250%	7	2	Discounts (Goods – Services – Crafts)	1
172%	68	25	Sales Promotions	2
-14%	24	28	Special Offers (Cooperative Societies – Central Markets)	3
-	8	–	Special Retail Store Offers	4
1%	158	156	Distribution of Free Gifts	5
58%	71	45	Seasonal and Emergency Offers	6
0%	5	1	Cashback Offers	7
33%	341	257	total	
-91%	1		Number of Recall Notices Issued	
-100%	4		Number of Vehicles Recalled Due to Manufacturing Defects	
0%	–	–	Number of Goods Recalled Due to Manufacturing Defects	

Upon reviewing the data relating to the Advertising and Promotional Licensing Department for February 2026, the following was noted: A total of 7 discount transactions relating to goods, services, and crafts were issued, reflecting an increase of 250% compared to the previous month. In addition, 68 sales promotion transactions were issued, representing an increase of 172%. Furthermore, 24 special offer transactions relating to cooperative societies and central markets were issued, reflecting a decrease of 14%. A total of 8 free prize draw transactions were also issued. Moreover, 158 transactions concerning the distribution of complimentary gifts were issued, reflecting an increase of 1% compared to the previous month. The number of seasonal and emergency offer transactions reached 71, representing an increase of 58%, while the number of cashbacks offers amounted to 5 offers. In addition, the number of recall notices issued reached 1 notice, reflecting a decrease of 91%. The number of vehicles requested for manufacturing defects reached 4 vehicles, reflecting a decrease of 100% compared to the previous month.

statement of the transactions of advertising and promotional licensing department for february 2026 compared with january 2025



Public Shareholding Companies Department

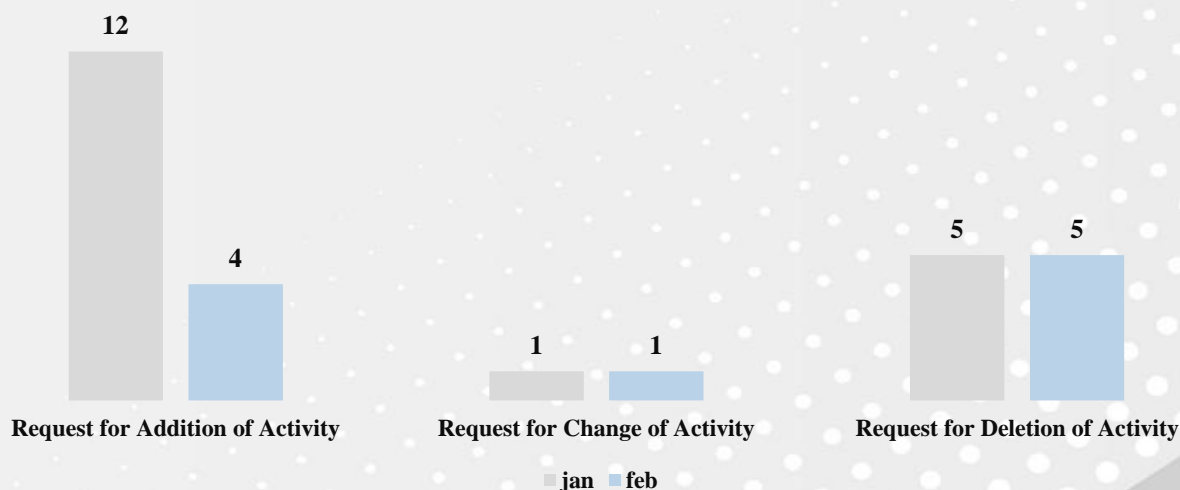
Public Shareholding Companies			type of transactions	.N
percentag change	Feb	Jan		
-	-	-	Fees for Establishing a Public Shareholding Company	1
-	1	0	Fees for Establishing a Closed Shareholding Company	2
-50%	3	6	Request for Renewal of Main Public Shareholding Licence	3
0%	36	36	Request for Renewal of Main Closed Shareholding Licence	4
-	1	0	Request for Issuance of Main Public Shareholding Licence	5
-	-	3	Request for Issuance of Main Closed Shareholding Licence	6
-	-	-	Request for Cancellation of Public Licence	7
-	-	-	Request for Cancellation of Closed Licence	8
95%	37	19	Request for Change of Address	9
-33%	2	3	Request for Issuance of Public Branch Licence	10
50%	6	4	Request for Issuance of Closed Branch Licence	11
-33%	8	12	Request for Renewal of Public Shareholding Branch Licence	12
-30%	14	20	Request for Renewal of Closed Shareholding Branch Licence	13
-50%	2	4	Request for Cancellation of Public Branch Licence	14
-50%	2	4	Request for Cancellation of Closed Branch Licence	15
-67%	4	12	Request for Addition of Activity	16
0%	1	1	Request for Change of Activity	17
0%	5	5	Request for Deletion of Activity	18
-20%	4	5	Renewal of Auditing Profession Practising Licence	19
-	-	-	Request for Replacement of Lost Auditor Practising Licence	20
27%	283	223	Request for Auditor Signature Authentication	21
-	-	-	Registration in the Register of Auditors	22

Upon reviewing the data relating to the Shareholding Companies Department for February 2026, the following was noted: The number of transactions concerning the incorporation fees of Closed Shareholding Companies amounted to 1 transaction. In addition, 3 applications for the renewal of licences for Public Shareholding Companies were submitted, reflecting a decrease of 50% during the current month, while 36 applications were submitted for the renewal of licences for Closed Shareholding Companies. Furthermore, 1 application for the issuance of a principal licence for a Public Shareholding Company was recorded, in addition to 37 applications for change of address, reflecting an increase of 95%.

Moreover, 2 applications for the issuance of branch licences for Public Shareholding Companies were submitted, representing a decrease of 33%, while 6 applications for the issuance of branch licences for Closed Shareholding Companies were recorded, reflecting an increase of 50% compared to the previous month. The number of applications for the renewal of branch licences for Public Shareholding Companies reached 8 applications, representing a decrease of 33% compared to the previous month, while applications for the renewal of branch licences for Closed Shareholding Companies amounted to 14 applications, reflecting a decrease of 30%.

In addition, 2 applications for the cancellation of branch licences for Public Shareholding Companies were submitted, representing a decrease of 50%, while 2 applications for the cancellation of branch licences for Closed Shareholding Companies were recorded, also reflecting a decrease of 50% compared to the previous month. Furthermore, 4 applications for the addition of activities were submitted, representing a decrease of 67%, while 1 application for change of activity and 5 deletion applications were recorded. The number of applications for the renewal of licences to practice the profession of account auditing reached 4 applications, reflecting a decrease of 20%. Moreover, 283 applications for the attestation of auditors' signatures were submitted, representing an increase of 27% compared to January 2026.

**statement of amendments to activities in shareholding companies
for february 2026 compared with january 2025**



Precious Metals Department

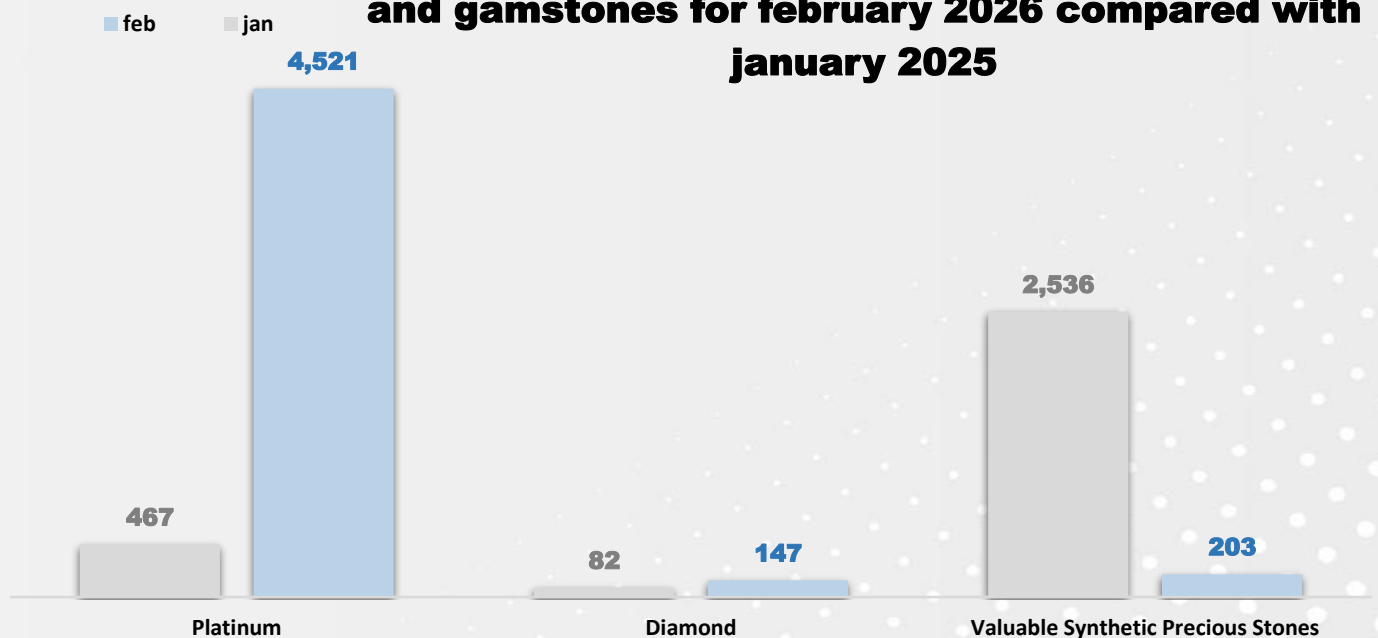
Fees (KWD)			Weight (grams)			Inspection	.N
percentage change	Feb	Jan	percentage change	Feb	Jan		
–	–	–	–	–	–	Titanium with Diamond	1
-92%	10.150	126.800	-92%	203	2,536	Synthetic Stones of Value	2
-67%	192.550	575.800	-70%	3,411	11,516	Other Precious Stones	3
161%	14.100	5.400	161%	282	108	Diamond-Studded Accessories	4
-60%	1,090.600	2,730.040	-60%	54,080	136,502	Accessories Studded with Stones	5
79%	147.000	82.000	79%	147	82	Diamond	6
868%	226.050	23.350	868%	4,521	467	Platinum	7
–	2.590	–	–	37	–	Platinum Studded with Stones of Value	8
18%	34.600	29.200	18%	346	292	Platinum Studded with Diamonds	9
162%	5.900	2.250	162%	118	45	Titanium Studded with Diamonds	10
81%	175,682.000	97,251.600	81%	3,510,348	1,940,758	Gold	11
-21%	15,941.170	20,274.800	-23%	215,962	280,017	Gold Studded with Stones of Value	12
-16%	8,699.200	10,325.900	-16%	83,924	99,375	Gold Studded with Diamonds	13
–	–	25.400	–	–	1,270	Stainless Steel – Ceramic Watches	14
241%	14.245	4.180	241%	259	76	Silver Watches with Diamonds	15
–	–	0.190	–	–	19	Silver-Plated Watches	16
–	–	6.250	–	–	250	Silver-Plated Watches with Stones	17
-1%	4,398.550	4,432.500	-1%	87,971	88,650	Watches 0.05	18
58%	6,785.300	4,293.000	58%	67,853	42,930	Watches 0.1	19
38%	365,356.920	265,530.490	38%	36,535,459	26,549,564	Silver	20
115%	216.425	100.595	115%	3,935	1,829	Silver Studded with Diamonds	21
-19%	5,116.850	6,317.150	-19%	204,548	252,686	Silver Studded with Precious Stones	22
42%	583,934.200	412,136.895	39%	40,773,404	29,408,972	total	

Upon reviewing the data relating to the Precious Metals Department for February 2026, the following was noted: The total fees collected in exchange for inspection services amounted to approximately KWD 583,934.200 thousand, reflecting an increase of 42% compared to January 2026. The Precious Metals Department inspected 203 grams of synthetic precious stones and 3,411 grams of other precious stones. In addition, diamond-studded accessories weighing 282 grams and stone-studded accessories weighing 54,080 grams were inspected during the current month.

Furthermore, the weight of diamonds inspected by the Department amounted to 147 grams, while 4,521 grams of platinum were inspected. A total of 37 grams of platinum studded with precious stones were also inspected, whereas the weight of diamond-studded platinum inspected reached 346 grams. Titanium studded with diamonds amounted to 118 grams.

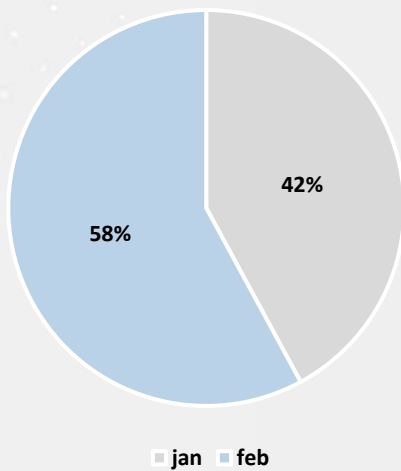
With regard to the quantity of gold inspected, the total weight reached 3,510,348 grams, in addition to 215,962 grams of gold studded with precious stones and 83,924 grams of gold studded with diamonds. Moreover, 259 grams of silver watches with diamonds were inspected. As for 0.05 watches, the inspected weight amounted to 87,971 grams, while 0.1 watches reached 67,853 grams. The Department also inspected 36,535,459 grams of silver, in addition to 3,935 grams of silver studded with diamonds and 204,548 grams of silver studded with precious stones during February 2026.

statement of the weight of certain precious metals and gamstones for february 2026 compared with january 2025

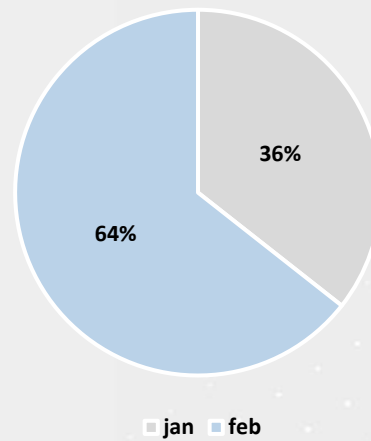


Fees (KWD)			Quantity			Inspection	.N
percentage change	Feb	Jan	percentage change	Feb	Jan		
-41%	269.200	459.000	-41%	2,692	4,590	Plated Accessories	1
-7%	897.500	970.000	-7%	1,795	1,940	Prayer Beads (Misbah)	2
-18%	1,166.700	1,429.000	-31%	4,487	6,530	total	

relative distribution the weight of silver for february 2026 compared with january 2025



relative distribution of the weight of gold for february 2026 compared to january 2025



Real Estate Services and Valuation Department

percentage change	Feb 2026	Jan 2026	transactions	.N
—	—	—	Replacement of Real Estate Brokerage Register	1
0%	11	11	Issuance of Real Estate Brokerage Register	2
—	5	—	Addition of a Deputy – Real Estate Brokerage Register	3
—	—	—	Replacement of Lost Document	4
—	2	—	Renewal of Deputy	5
17%	7	6	Request for Renewal of Real Estate Broker ID	6
—	—	—	Request for Renewal of Deputy Real Estate Broker ID	7
—	4	—	Request for Issuance of Deputy Real Estate Broker ID	8
-50%	6	12	Request for Cancellation of Brokerage Register	9
—	—	—	Request for Removal of Deputy from Brokerage Register	10
33%	28	21	Request for Renewal of Brokerage Register	11
—	—	—	Certificate to Whom It May Concern	12
—	—	1	Request for Replacement of Lost Real Estate Broker ID	13
-6%	16	17	Request for Issuance of Real Estate Broker ID	14
16%	79	68	total	

Upon reviewing the data relating to the Real Estate Services and Valuation Department for February 2026, the following was noted: The Department issued 79 transactions in February 2026, compared to 68 transactions in January 2026, reflecting an increase of 16%. These transactions were classified under eight types.

The number of applications for the issuance of Real Estate Brokerage Registers amounted to 11 transactions. In addition, 5 applications were submitted for the addition of a deputy to the Real Estate Brokerage Register, while 2 applications were recorded for the renewal of deputy registrations during February 2026.

Furthermore, 7 applications were submitted for the renewal of real estate broker identification cards, reflecting an increase of 17% compared to the previous month. A total of 4 applications were submitted for the issuance of deputy real estate broker identification cards. The number of applications for the cancellation of brokerage registers reached 6 transactions in February 2026, reflecting a decrease of 50%.

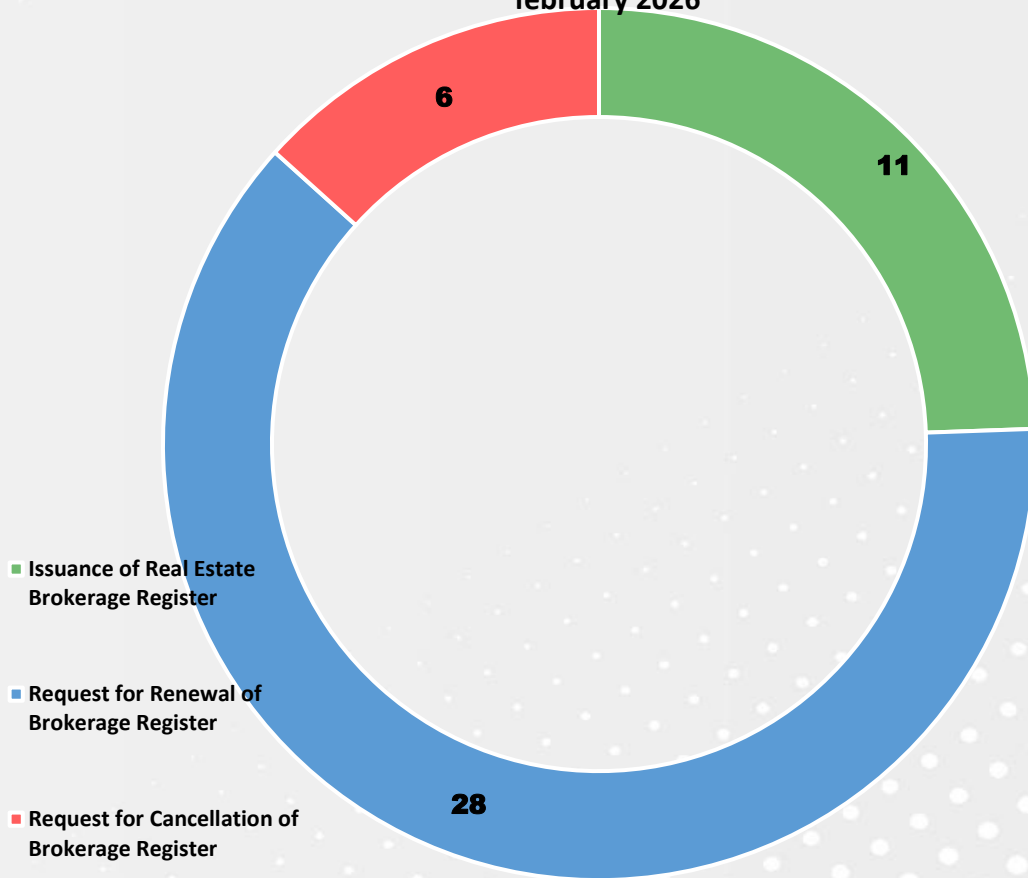
Moreover, applications for the renewal of brokerage registers amounted to 28 transactions during February 2026, representing an increase of 33%, while 16 applications were submitted for the issuance of real estate broker identification cards, reflecting a decrease of 6% compared to February 2026.

Related to the Profession of Real Estate Valuers

Companies			Individuals			transactions	
percentage change	Feb 2026	Jan 2026	percentage change	Feb 2026	Jan 2026		
–	3	0	–	0	0	Request for Issuance of a Real Estate Valuer Practising Licence – Renewal	1
167%	8	3	–	0	0	Request for Issuance of a Real Estate Valuer Practising Licence – New	2
267%	11	3	–	0	0	total	

13	• Cumulative total number of licensed Gulf real estate brokers up to the end of the period
1810	• Cumulative total number of licensed Kuwaiti real estate brokers up to the end of the period
133	• Cumulative total number of licensed real estate appraisers in Kuwait up to the end of the period

the proportional distribution of brokerage transactions during february 2026



Anti-Money Laundering and Counter-Terrorism Financing Department

Inspection and Supervision Division								
percentage change		Feb			Jan			Activity
Number of Inspections		Number of Inspections			Number of Inspections			
Meeting-Based (Low Risk)	Comprehensive (High Risk)	Meeting-Based (Low Risk)	Thematic (Medium Risk)	Comprehensive (High Risk)	Meeting-Based (Low Risk)	Thematic (Medium Risk)	Comprehensive (High Risk)	
0%	20%	14	10	12	7	10	10	<ul style="list-style-type: none"> • Gold and Silver Jewellery, Precious Metals and Gemstones • Real Estate Brokerage Activities
-	-	-	5	6	-	-	-	
50%	80%	14	15	18	7	10	10	total

Upon reviewing the data of the Anti-Money Laundering and Counter-Terrorism Financing Department for February 2026, it was noted that, within the framework of the activities carried out by the Supervision and Inspection Section, a number of inspection visits were conducted across various sectors. With regard to the jewellery, silver, precious metals, and precious stones sector, the number of comprehensive inspection operations (high-risk) reached (12), reflecting an increase of 20%, while the number of thematic inspections (medium-risk) amounted to (10) operations. In addition, (14) meetings classified as (low-risk) were held, representing an increase of 100% compared to January 2026.

Sanctions and Penalties Enforcement Division

percentage change			Feb			Jan			
Types of Measures and Penalties			Types of Measures and Penalties			Types of Measures and Penalties			
written warning	Financial fine	An order requiring adherence to specific procedures	written warning	Financial fine	An order requiring adherence to specific procedures	written warning	Financial fine	An order requiring adherence to specific procedures	
0%	38%	250%	8	(With a value of KWD 11,000) – 12 cases	An order requiring adherence to specific procedures	8	(With a value of KWD 8,000) – 5 cases	2	Gold and silver jewellery, precious metals, and precious stones
-	-	0%	-	(With a value of KWD 500) – 1 case	2	-	-	2	Real estate brokerage activities

The Sanctions and Penalties Enforcement Division has implemented a number of measures. In the gold and silver jewellery, precious metals, and precious stones sector, (7) orders were issued, representing an increase of 250%, alongside (12) financial fines amounting to KWD 11,000, reflecting an increase of 38%, in addition to (8) warnings issued during February 2026. With regard to real estate brokerage activities, (2) orders requiring compliance with specific procedures were issued, together with (1) financial fine amounting to KWD 500.

Requests for the Appointment of Compliance Officers

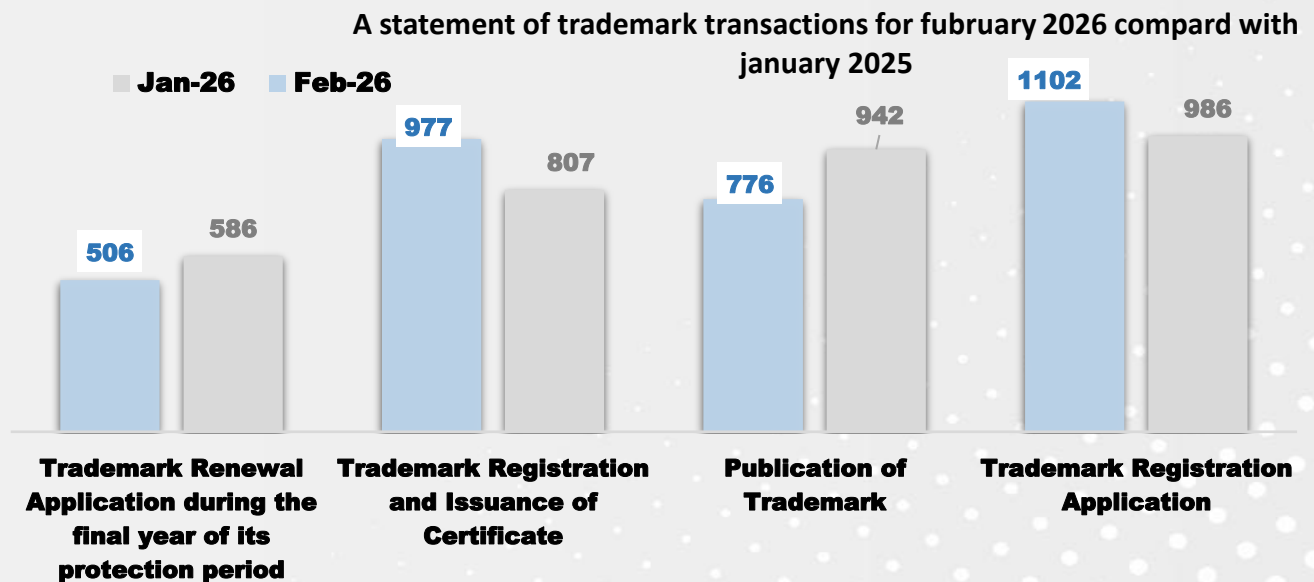
Percentage change	Feb	Jan	
-56%	7	16	Gold and silver jewellery, precious metals, and precious stones
-	-	4	Real estate brokerage activities
-65%	7	20	Total

The number of requests for the appointment of compliance officers reached (7) requests, all of which were related to the gold and silver jewellery, precious metals, and precious stones sector during February 2026, representing a decrease of 56% compared to January 2026.

Trademarks and Patent Department

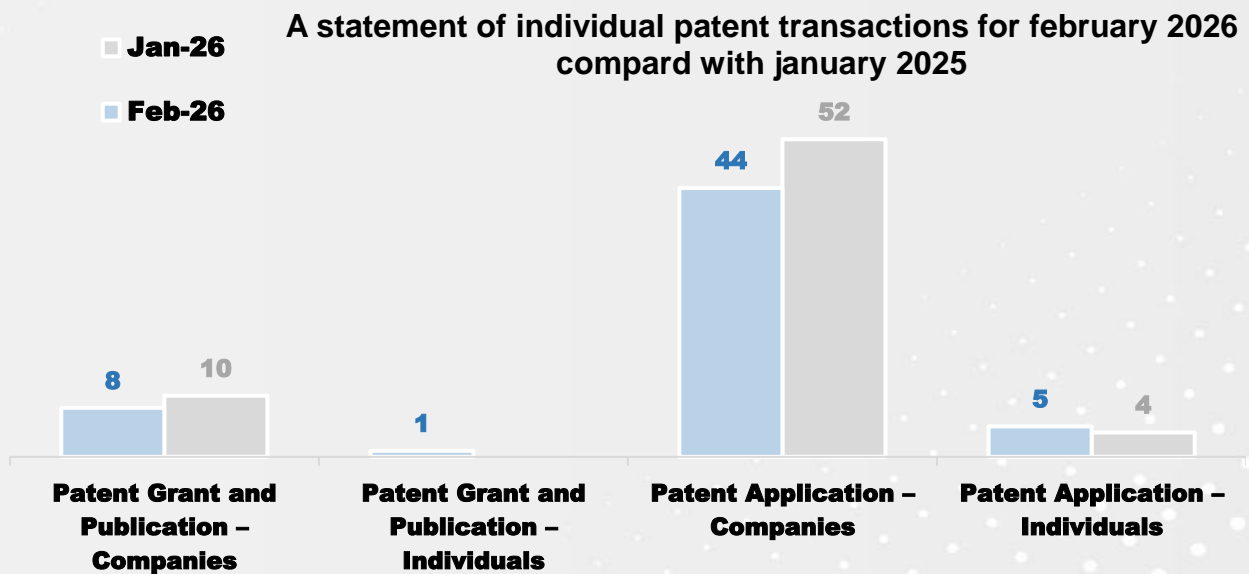
Trademarks Section				
Percentage change	Feb 2026	Jan 2026	Transactions	N.
12%	1102	986	Trademark Registration Application	1
-18%	776	942	Publication of Trademark	2
21%	977	807	Trademark Registration and Issuance of Certificate	3
-14%	506	586	Trademark Renewal Application during the final year of its protection period	4
1%	3,361	3,321	Total	

Upon reviewing the data of the Trademarks Department for February 2026, it was noted that the number of trademark registration applications reached (1,102) transactions in February 2026, compared to (986) transactions in January 2026, representing an increase of 12%. A total of (776) trademarks were published, reflecting a decrease of 18% compared to the previous month. The number of trademark registration and certificate issuance transactions reached (977), marking an increase of 21% in February 2026. In addition, (506) transactions were recorded for trademark renewal applications during the final year of their protection period, representing a decrease of 14% compared to January 2026.



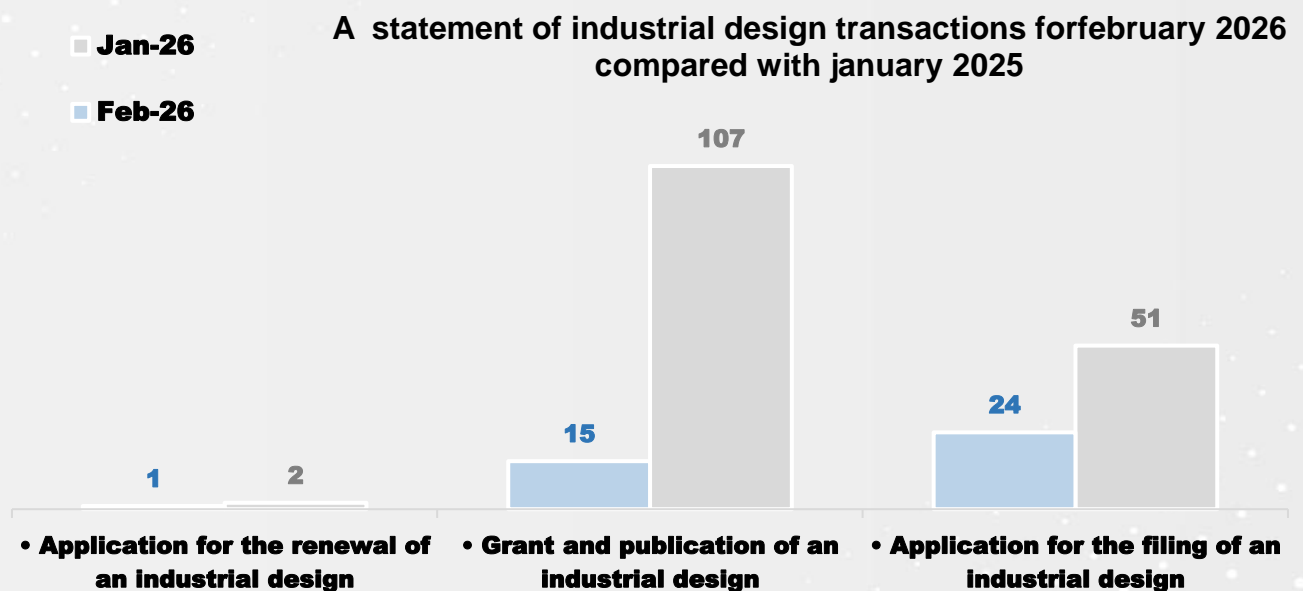
Patents Department				
Percentage change	Feb 2026	Jan 2026	Transactions	N.
25%	5	4	Patent Application – Individuals	1
-15%	44	52	Patent Application – Companies	2
0%	1	-	Patent Grant and Publication – Individuals	3
-20%	8	10	Patent Grant and Publication – Companies	4
-12%	58	66	Total transactions	

Upon reviewing the data of the Patents Department for February 2026, it was noted that the number of patent applications submitted by individuals amounted to (5) transactions, representing an increase of 25%. The number of patent applications submitted by companies reached (44) transactions, reflecting a decrease of 15% compared to January 2026. In addition, the number of grant and publication transactions for patents submitted by individuals stood at (1) transaction, while grant and publication transactions for patents submitted by companies reached (8), representing a decrease of 20% compared to January 2026.



Industrial Designs Department				
Percentage change	Feb 2026	Jan 2026	Transactions	N.
-53%	24	51	Patent Application – Individuals	1
-86%	15	107	Patent Application – Companies	2
-50%	1	2	Patent Grant and Publication – Individuals	3
-75%	40	160	Total transactions	

Upon reviewing the data of the Industrial Designs Department for February 2026, it was noted that the number of industrial design filing applications amounted to (24) transactions, representing a decrease of 53% compared to the previous month. The number of grant and publication transactions for industrial designs reached (15), reflecting a decrease of 86% compared to January 2026. In addition, (1) industrial design renewal application was recorded, representing a decrease of 50% compared to the previous month.



International Relations Department

Value in Kuwaiti Dinars (KWD)

Kuwaiti Non-Oil Certificates of Origin

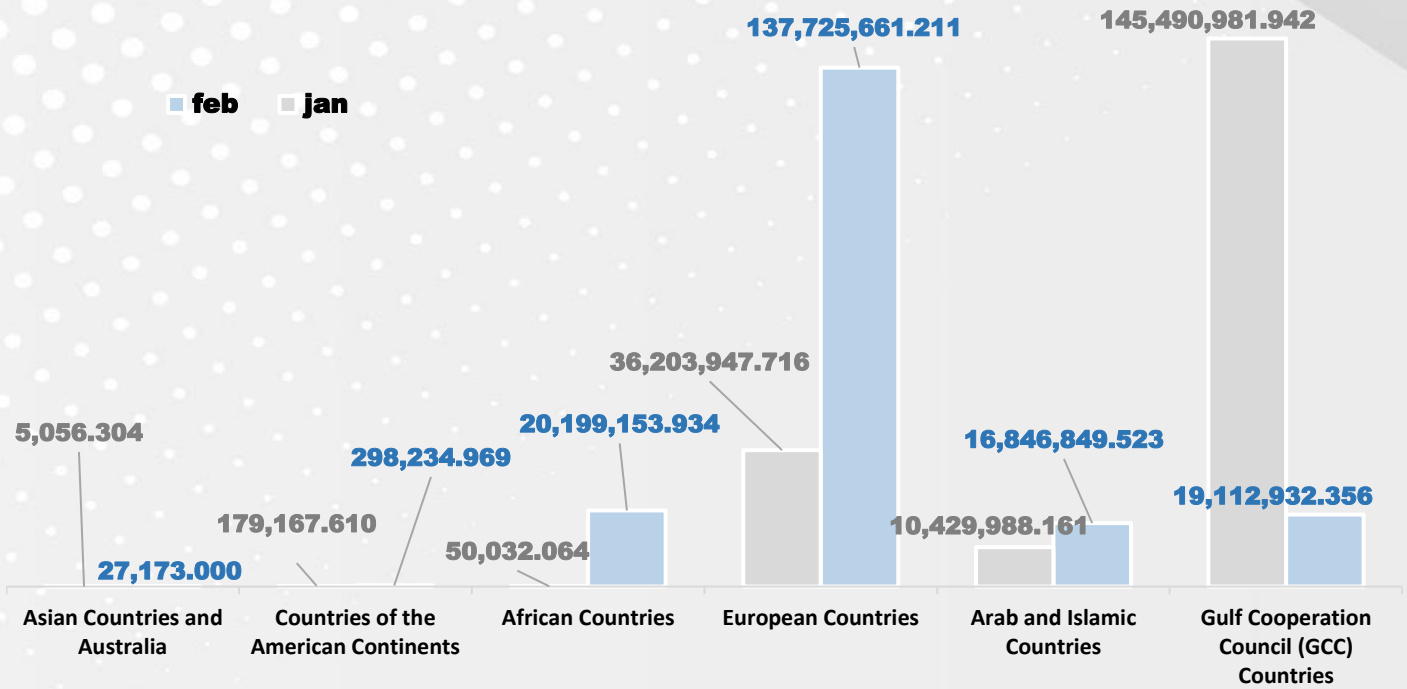
Percentage change	Value of Certificates of Origin		Percentage change	Certificates		Countries' Names	N.
	Feb	Jan		Feb	Jan		
-87%	19,112,932.356	145,490,981.942	-14%	1467	1712	Gulf Cooperation Council (GCC) Countries	1
62%	16,846,849.523	10,429,988.161	6%	215	203	Arab and Islamic Countries	2
280%	137,725,661.211	36,203,947.716	0%	14	14	European Countries	3
40272%	20,199,153.934	50,032.064	50%	3	2	African Countries	4
66%	298,234.969	179,167.610	0%	6	6	Countries of the American Continents	5
437%	27,173.000	5,056.304	0%	4	4	Asian Countries and Australia	6
1%	194,210,004.993	192,359,173.797	-12%	1709	1941	Total	

Upon reviewing the data of the International Relations Department (Kuwait Certificates) for February 2026, it was noted that the total value of Kuwaiti certificates of origin for both oil and non-oil products amounted to approximately KWD 194 million, distributed across the Gulf Cooperation Council (GCC) countries, Arab and Islamic countries, European countries, African countries, the countries of the Americas (North and South), and the Asian countries and Australia.

The value of certificates issued to GCC countries was approximately KWD 19 million, recording a decrease of 87% compared to the previous month. Certificates issued to Arab and Islamic countries amounted to approximately KWD 17 million, reflecting an increase of 62% compared to the previous month. The value of certificates issued to European countries reached approximately KWD 138 million, representing an increase of 280% compared to the previous month. Certificates issued to African countries amounted to KWD 20 million, recording a significant increase of 40,272%. The value of certificates issued to the Americas (North and South) was approximately KWD 298 thousand, reflecting an increase of 66%, while certificates issued to Asian countries and Australia amounted to approximately KWD 27 thousand, recording an increase of 437%.

It is also noted that the total value of certificates for February 2026 recorded an overall increase of 1% compared to the previous month.

A statement of the value of kuwaiti non-oil certificates of origin for february 2026 compared to january 2025



Number of licences issued for temporary commercial exhibitions within Kuwait during February 2026 compared to January 2025.

Exhibition's sector				
Percentage change	Feb	Jan	Transactions	N.
16%	93	80	Issuance of Temporary Commercial Exhibition Licence	1
-58%	5	12	Issuance of Temporary Gold and Jewellery Exhibition Licence	2
7%	98	92	Total	

Upon reviewing the data of the International Relations Department (Exhibitions Section) for February 2026, it was noted that (93) licences for temporary commercial exhibitions within Kuwait were issued in February 2026, compared to (80) licences in January 2026, representing an increase of 16%. In addition, (5) licences for temporary gold and jewellery exhibitions were issued in February 2026, compared to (12) licences in January 2026, reflecting a decrease of 58%.

Supply department

Rounded to the nearest Kuwaiti Dinar (KWD)	Support Provided		Subsidised Materials	N.
	2026 Feb	2026 Jan		
-6%	14,762,718	15,625,712	Basic Materials	1
17%	1,562,580	1,338,602	Infant Milk and Nutritional Products	2
-23%	11,086,553	14,339,565	Construction Materials	3
-12%	27,411,852	31,303,879	Total	

Upon reviewing the data of the Supply Department for February 2026, it was noted that the Ministry provided subsidies for several commodities amounting to approximately KWD 27 million. The basic commodities distributed through the ration card system accounted for approximately KWD 15 million, representing 54% of the total subsidies disbursed, and reflecting a decrease of 6% compared to the previous month. Subsidies for milk and infant nutrition products amounted to approximately KWD 2 million, representing 6% of the total subsidies disbursed and an increase of 17% compared to the previous month. The value of construction materials amounted to approximately KWD 11 million, representing around 40% of the total subsidies disbursed, and reflecting a decrease of 23% compared to January 2026.

monthly statement of subsidy amounts disbursed for february 2026 compared with january 2025

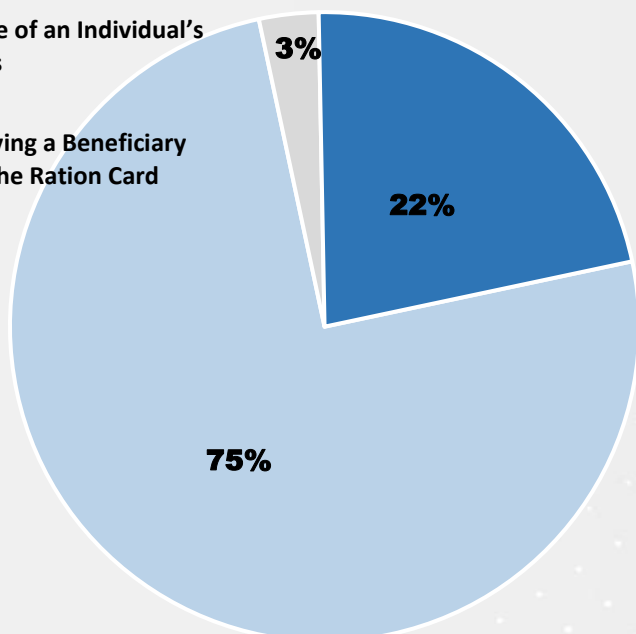


Beneficiaries (Individuals)				Ration Cards				N.
Percentage change	Feb 2026	Jan 2026	Transactions	Percentage change	Feb 2026	Jan 2026	Transactions	
27%	15322	12079	Add Member to Ration Card	44%	1032	715	Issuance of Ration Card	1
42%	624	438	Update Member Details	29%	675	524	Renewal of Ration Card	2
24%	4489	3631	Remove Member from Ration Card	20%	66	55	Cancellation of Ration Card	3

275323	The cumulative number of ration cards up to the end of February 2026 amounted to (275,323) cards.
2349436	The cumulative number of beneficiaries of the rationing system up to the end of February 2026 amounted to (2,349,436) individuals.

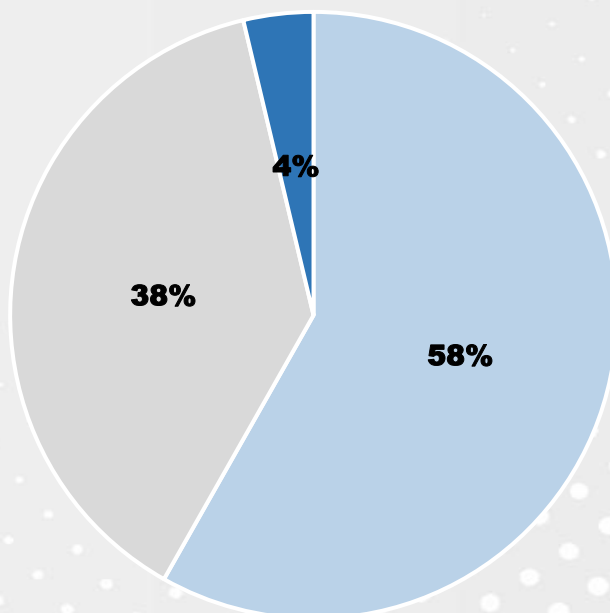
the proportional distribution of transactions for beneficiariars of subsidies during february 2026

- Adding a Beneficiary to the Ration Card
- Update of an Individual's Details
- Removing a Beneficiary from the Ration Card



the proportional distribution of auxiliary card transactions for february 2026

- Ration Card Issuance
- Ration Card Renewal
- Ration Card Cancellation

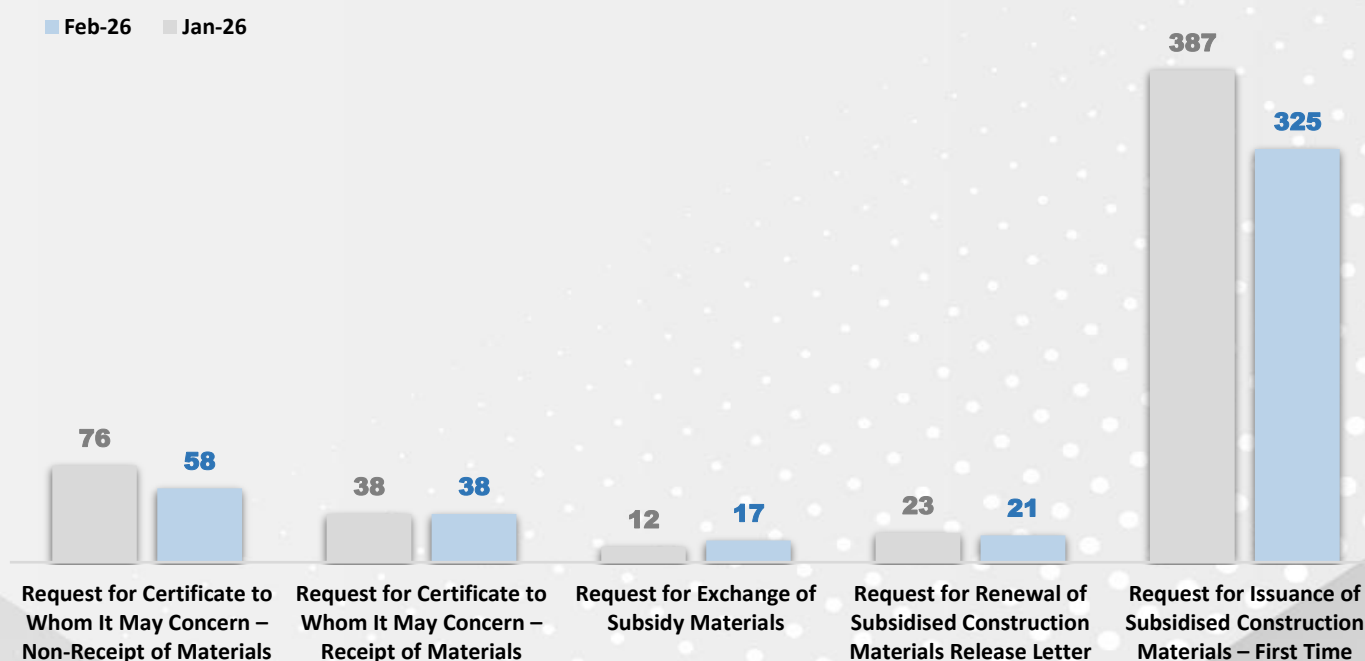


Construction Materials Subsidy

Percentage change	Feb 2026	Jan 2026	Procedure	N.
-16%	325	387	Application for the issuance of subsidised construction materials – first-time issuance	1
-9%	21	23	Application for renewal of the subsidised construction materials release booklet	2
42%	17	12	Application for exchange of subsidised materials	3
0%	38	38	Application for a certificate to whom it may concern confirming receipt of materials	4
-24%	58	76	Application for a certificate to whom it may concern confirming non-receipt of materials	5
-14%	459	536	Total	

Upon reviewing the data of the Supply Department (Construction Supplies Section) for February 2026, it was noted that applications for the issuance of subsidised construction materials – first-time issuance amounted to (325) transactions, representing a decrease of 16% compared to the previous month. The number of renewal applications for the subsidised construction materials release booklet reached (21) transactions, reflecting a decrease of 9% compared to the previous month. Requests for the exchange of subsidised materials totalled (17) applications, representing an increase of 42% compared to the previous month. In addition, applications for a certificate to whom it may concern confirming receipt of materials amounted to (38) requests. As for certificates confirming non-receipt of materials, the number of applications reached (58), representing a decrease of 24% compared to the previous month.

A report on construction achievements for february 2026 compared with january 2025



Key Decisions Issued During February 2026

Ministerial Decisions:

- Ministerial Decision No. (17) of 2026 dated 22/2/2026 regarding the addition of commercial activities, which stipulates the following:

(Article One:)

Table of Amended Activities No. (1)

The regulatory authority	Sector	International Code	Activity Name	N.
Ministry of Commerce and Industry – Real Estate Services and Valuation Department	Real estate activities and related services	681032	Property inspection services	1

Ministerial Decision No. (19) of 2026 dated 22/2/2026, regarding the prohibition of the import and manufacture of air conditioning units that operate using the refrigerant R22.

Conclusion

This concludes our report, in which we have endeavoured to present all available data and statistics on the majority of the Ministry's departments in a manner that demonstrates the extent of their development and growing role. We have highlighted the key indicators and illustrated them using graphical representations, in addition to providing our statistical analysis of the monthly indicators. We hope that this report has successfully presented the most significant aspects contributing to the development and advancement of the Ministry. We trust that it meets your approval.

With sincere regards and best wishes for success.