



2025

Monthly Economic Bulletin

A Summary of the most
important statistics and
achievements of the ministry's
department

Prepared by
Strategic Planning & Research
Department

Contents

Introduction

Kuwait Business Center

Commercial Control and Consumer Protection Department

Advertising and promotional licenses management

Joint Stock Companies Management

Precious Metals Management

Real Estate Services & Appraisal Department

Anti-Money Laundering and Combating the Financing of Terrorism Department

Trademark and Patent Management

Department of International Relations

Supply Department

The most prominent administrative and ministerial decisions issued in September 2025

The end

Introduction

We present to you this monthly economic bulletin is a monthly issue that monitors the most important statistics and special achievements in the departments of the Ministry of Commerce and Industry and the most prominent monthly economic events, issued especially for those interested in the economic affairs of the State of Kuwait in general on the Ministry's website.

Al-Jewhara Al-Sabah

**Director of Strategic Planning
and Research**

Kuwait Business Center

Incorporation & Licensing Department:

First: Applications for Incorporation

People

September 2025			
Total applications for the establishment of personal companies			
Total	Certified	Rejected	New Orders
5107	998	2117	494
Total Approved Applications After Review			
Approved	Companies in Progress	Established Companies	Cancelled
2246	998	1667	166
Licenses			
Total Applications for Licenses for Persons Companies			
Total Applications for Licenses Submitted		Total Licenses Issued	Orders being issued
2878		3270	929

Referring to the data collected in the table above, and analyzing some of the available data for September 2025, we find that:

The number of new applications for incorporation of personal companies amounted to (494), rejected (2117) applications, and approved applications (998), and the total number of approved applications canceled after review amounted to (166) applications, companies established (1667), companies under establishment (998) applications, and approved applications (2246).

The total applications for licenses of entity companies under issuance amounted to (929) applications, the total licenses issued were (3270) licenses, and the total licenses submitted were (2878) licenses.

Statistics of Companies and Licenses of a Special Nature

September 2025			
Total Registered Applications			
Total	Certified	Rejected	New Orders
0	0	0	0
Total Approved Applications After Review			
Approved	Companies in Progress	Established Companies	Cancelled
0	0	0	0
Licenses of a special nature			
Orders being issued	Exported Licenses	Applications Submitted	Established Companies
1	0	4	0

It is clear from the above table that in the total number of licenses of a special nature, the number of applications submitted amounted to (4) applications, while in the transactions of applications that are being issued, (1) applications were issued during the month of September 2025.

Statistics of companies and micro free licenses

September 2025			
Total Registered Applications			
Total	Certified	Rejected	New Orders
1583	300	485	167
Total Approved Applications After Review			
Approved	Companies in Progress	Established Companies	Cancelled
849	300	684	29
Micro Free Licenses			
Orders being issued	Exported Licenses	Applications Submitted	Established Companies
62	690	765	520

In the table above, we find that the total number of registered applications for companies and micro free licenses amounted to (167) new applications, (485) rejected applications, (300) approved applications, and the total number of applications approved after review for companies and micro free licenses amounted to (29) cancelled applications, (684) companies established, (300) companies under establishment, and (849) As for the free micro licenses, the number of licenses for companies that were established reached (520) licenses, (765) applications were submitted, the number of licenses issued reached (690) licenses, and the number of applications being issued reached (62) applications during the month of September 2025.

Second: Commercial Licenses:

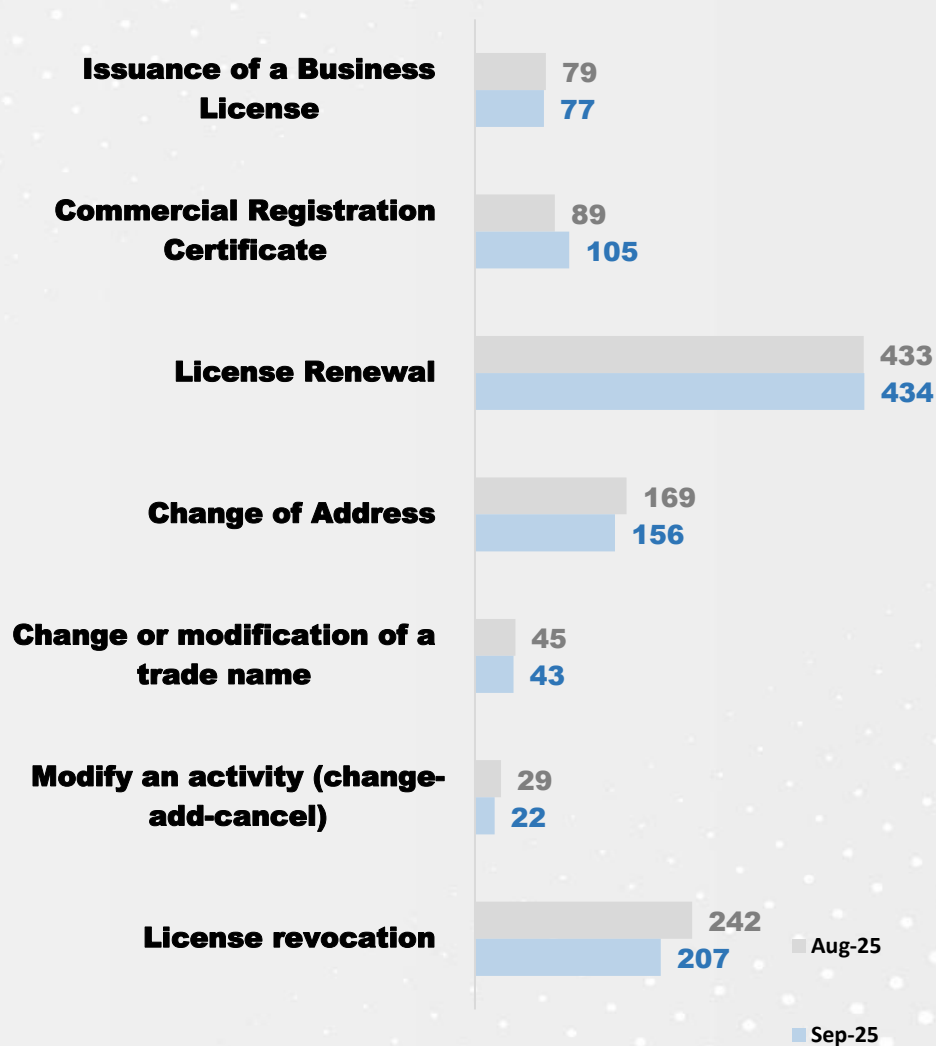
A- Natural Person Licenses

m	Type of Transaction	Natural Person		
		August 2025	September 2025	Percentage Change
1	Issuance of a Business License	79	77	-3%
2	Issuance of a new license with an artisanal activity	29	36	24%
3	Issuance of a new license with consultancy activity	0	0	0%
4	Commercial Registration Certificate	89	105	18%
5	License Renewal	433	434	0%
6	Change of Address	169	156	-8%
7	Change or modification of a trade name	45	43	-4%
8	Modify an activity (change-add-cancel)	29	22	-24%
9	License revocation	242	207	-14%
10	Transfer to Heirs	12	8	-33%
11	Change of Agent of Heirs	1	1	0%
12	Waiver of License with Business	31	33	6%
13	Assignment of license with artisanal activity	13	18	38%
14	Assignment of License with Consultancy Activity	0	0	0%
15	Issuance of the Brokerage Book	3	1	-67%
16	Renewal of the Brokerage Book	10	10	0%
17	Changing the Brokerage Profession	0	0	0%
Total		1185	1151	-3%

By reviewing the data on commercial licenses (natural person) for the month of September 2025, we found the following: -

(77) licenses with commercial activity were issued, a decrease of 3% compared to the previous month, (36) new licenses with craft activity were issued, an increase of 24%, (105) transactions for the commercial registration certificate were issued, an increase of 18%, and (434) transactions for license renewal for a natural person, and (156) addresses were changed with a decrease of 8%, while the transaction of changing or amending a trade name amounted to (43) transactions, with a decrease of 4%, and (22) transactions for modifying activities were amended. Activity of a natural person with a decrease of 24% compared to the previous month, and the cancellation of (207) licenses with a decrease of 14%, and (8) transactions for the transfer of heirs to the natural person with a decrease of 33%, and (1) a transaction of changing the agent of the heirs in September 2025, and the number of transactions for the waiver of licenses with commercial activity reached (33) transactions with an increase of 6%, and (18) licenses with professional activity were waived with an increase of 38%. For the current month, (1) brokerage book issuance transactions decreased by 67%, and (10) brokerage books for natural persons were renewed in September 2025.

**transactions of (naturl person) during
september 2025 compared to august 2025**



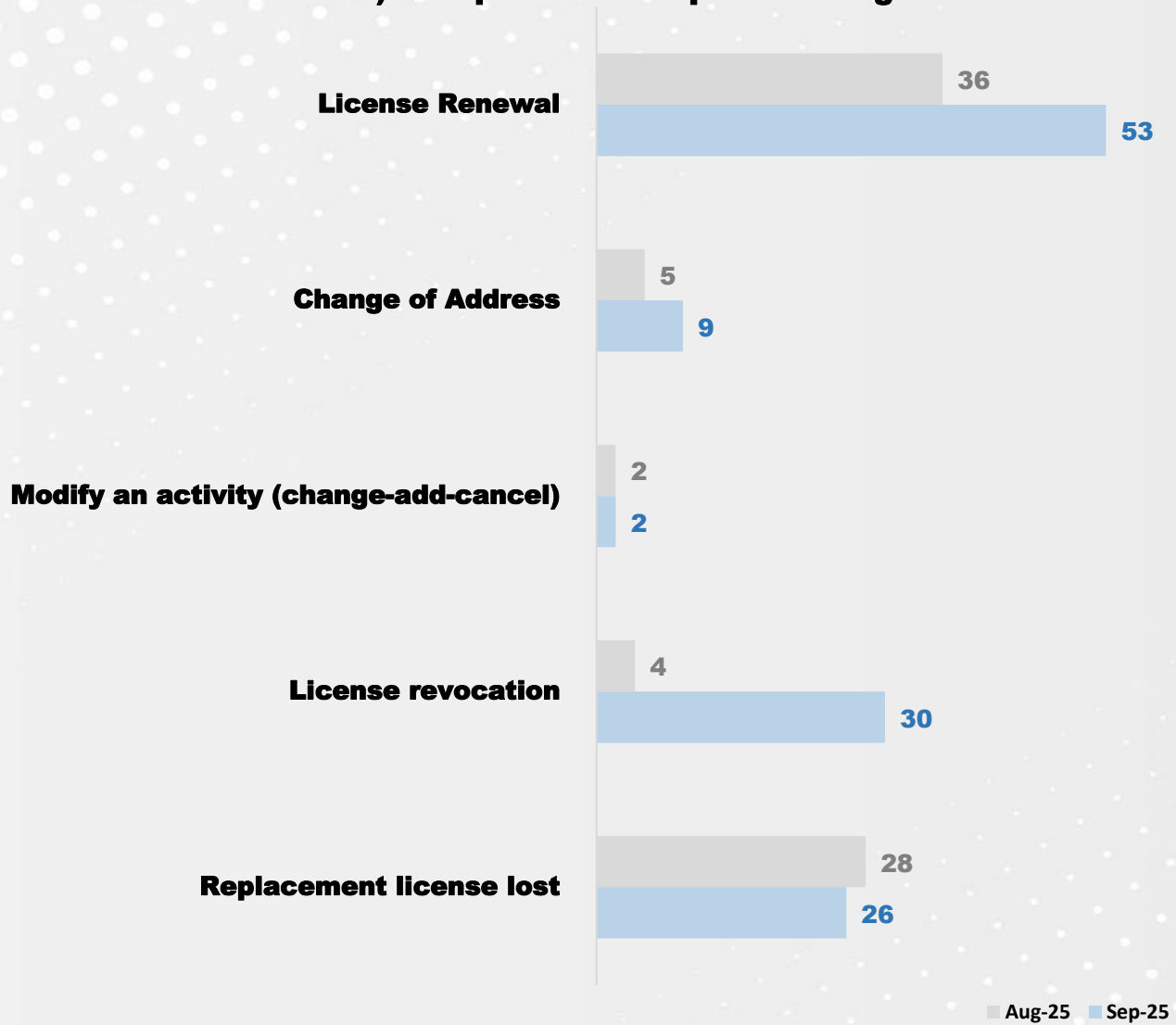
B- Legal Person Licenses

m	Type of Transaction	Legal Person		
		August 2025	September 2025	Percentage Change
1	Issuance of a new license	3	6	100%
2	License Renewal	36	53	47%
3	Change of Address	5	9	80%
4	Change or modification of a trade name	0	0	0%
5	Modify an activity (change-add-cancel)	2	2	0%
6	License revocation	4	30	650%
7	Replacement license lost	28	26	-7%
Total		78	126	62%

By reviewing the data on commercial licenses (legal person) for the month of September 2025, we found the following:

The number of license issuance transactions reached (6) transactions, an increase of 100% compared to the previous month, as for the license renewal transaction, a number of (53) licenses were renewed for the legal person, an increase of 47%, and the number of transactions for changing the address reached (9) transactions, an increase of 80%, and for the modification of activities (change, addition, cancellation), (2) activities were amended, (30) licenses for the legal person were canceled, with an increase of 650%, and (26) licenses were issued to replace the lost legal person in September 2025, a decrease of 7% compared to the month. Previous

comparisan of commercial license transactions for (legal entities) in september compared to august 2025



C. Licenses by Economic Activities

m	Number of Establishments by Sectors	Natural Person			Legal Person		
		August 2025	September 2025	Percentage Change	August 2025	September 2025	Percentage Change
1	General Trade Activities and Related Services	90	87	-3%	0	5	0%
2	,Activities of Industries for Textiles Apparel and Leather and Related Services	17	17	0%	0	0	0%
3	Tourism Activities & Related Services	0	0	0%	0	0	0%
4	Real Estate Activities & Related Services	6	18	200%	0	0	0%
5	Maintenance and repair services activities (simple crafts) and related services	15	24	60%	1	1	0%
6	Accommodation, food and related services	14	15	7%	0	0	0%
7	Contracting activities and related services	7	11	57%	0	0	0%
8	Professional, scientific, technical and advisory activities and related services	2	4	100%	0	0	0%
9	Printing activities and related services	0	0	0%	0	0	0%
10	Transportation, storage and related services	12	3	-75%	0	0	0%
11	Information and communication activities and related services	0	1	0%	0	0	0%
12	Food Industry Activities and Related Services	1	2	100%	1	0	-100%
13	Leasing activities, use activities and related services	8	4	-50%	0	0	0%
14	Repair, maintenance and installation activities of machinery, equipment and related services	0	0	0%	1	0	-100%
16	Human health, social work and related services	0	0	0%	0	0	0%
17	Furniture Manufacturing Activities and Related Services	0	1	0%	0	0	0%
18	Arts, entertainment, entertainment activities and related services	1	0	-100%	0	0	0%
19	Financial, Insurance and Related Services Activities	0	0	0%	0	0	0%
20	Activities of administrative services and business support and related services	0	1	0%	0	0	0%
21	Services for buildings and related services	0	1	0%	0	0	0%
22	Business Services Sector	0	0	0%	0	0	0%
23	Agriculture, forestry, fishing and related services	1	0	-100%	0	0	0%
24	Educational and Educational Activities and Related Services	0	0	0%	0	0	0%
Total		174	189	9%	3	6	100%

By reviewing the data on the management of commercial licenses (by economic activities) for the month of September 2025, we found the following:

The number of commercial licenses issued for various sectors reached (189) licenses, the highest (general trade activities and related services) amounted to (87) licenses for natural persons, followed by (maintenance and repair services activities (simple crafts) and related services) with (24) licenses, followed by real estate activities and related services (18) licenses in September 2025.

Third: Licenses of Persons Companies

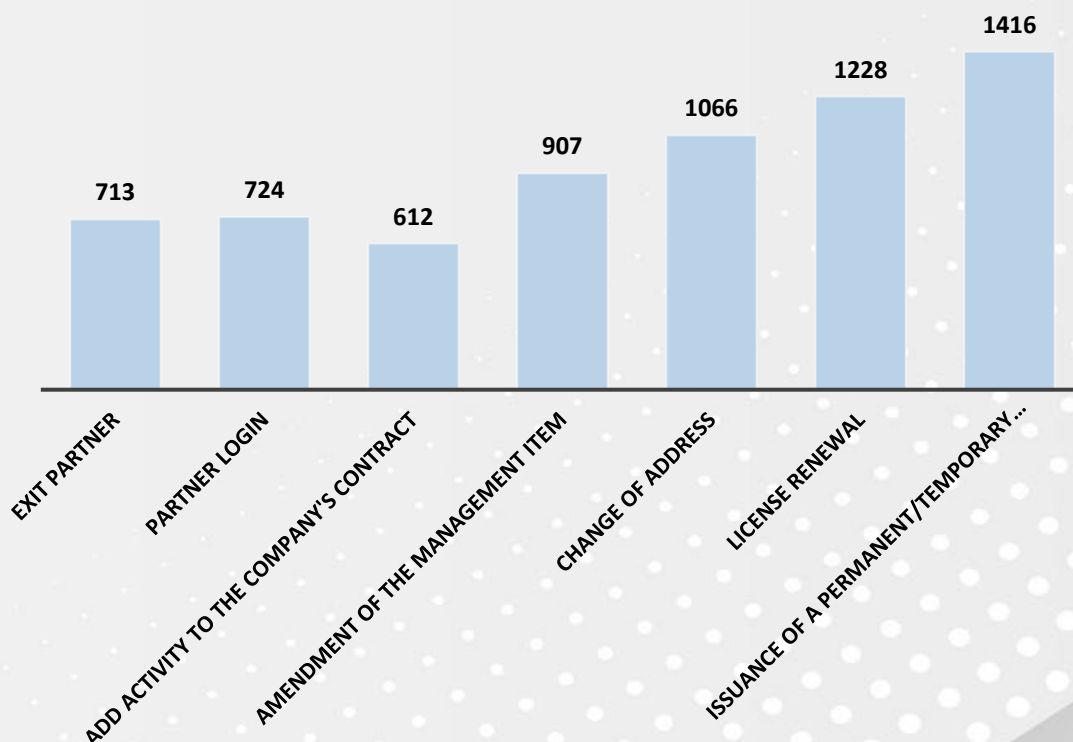
m	Type of Transaction	Main Companies		
		August 2025	September 2025	Percentage Change
1	Issuance of a permanent/temporary license (persons companies)	1355	1416	5%
2	License Renewal	1170	1228	5%
3	Change of Address	1134	1066	-6%
4	Change of brand name	216	196	-9%
5	Amendment of the management item	927	907	-2%
6	Edit or add a business address	83	91	10%
7	Add a license activity	226	177	-22%
8	Delete an activity from a license	125	118	-6%
9	Add activity to the company's contract	657	612	-7%
10	Delete an activity from the company's contract	133	142	7%
11	Change of Company Contract Activity	69	53	-23%
12	Change of business license activity	89	73	-18%
13	Capital Increase	53	66	25%
14	Capital Reduction	3	6	100%
15	Adjustment of quotas	304	348	14%
16	Partner Login	727	724	0%
17	Exit Partner	727	713	-2%
18	Dissolution and liquidation of the company	249	310	24%
19	Change of the legal entity of the company	45	50	11%
20	Request for a True License for Corporate Management	265	267	1%
21	Request to print an extract or affidavit	12321	13518	10%
22	Re-issuance of a license under the decision of the Status Adjustment Committee	24	10	-58%
Total		20902	22091	6%

By looking at the data of the companies of persons (main companies) for the month of September 2025, we find the following:

A number of (1416) permanent/temporary licenses were issued for main persons companies, an increase of 5% compared to the previous month, while the license renewal transactions were (1228) transactions, an increase of 5%, and the address of (1066) main companies was changed, a decrease of 6%, and the number of transactions for changing the trade name reached (196) transactions, a decrease of 9%.As for the transactions of amending the management item, (907) transactions were made, a decrease of 2%, while the modification or addition of a commercial address was (91) transactions, an increase of 10% compared to the previous month, and the number of transactions for adding a license activity amounted to (177) transactions, a decrease of 22%, while the deletion of an activity from a

license amounted to (118) transactions, a decrease of 6% compared to the previous month, and the number of (612) transactions in adding an activity to the company's contract with a decrease of 7%., and (142) transactions deleting an activity from the company's contract with an increase of 7%, while the change in the activity of the company's contract was (53) transactions with a decrease of 23%, and as for the number of transactions for changing the activity of the commercial license, it reached (73) transactions, a decrease of 18% compared to the previous month, while in the transactions of capital increase, (66) transactions were made in the current month with an increase of 25%, and the number of (6) transactions in the reduction of the capital by an increase of 100%, and the number of (348) was amended The number of transactions for the entry of a partner reached (724) transactions, the number of transactions in the exit of a partner with a decrease of 2%, and the number of (310) transactions in the dissolution and liquidation of the company reached (24%), and the number of transactions for changing the legal entity of the company reached (50) transactions with an increase of 11%, and the number of applications for a true license to manage companies reached (267) applications, an increase of 1% compared to the previous month, while in the transactions of a request to print an extract or a statement, (13518) transactions with an increase of 10%, and the re-issuance of a license according to the decision of the Status Amendment Committee amounted to (10) transactions, a decrease of 58% compared to the previous month.

transactions of principal partnership in september 2025



A- Company Licenses by Branches

m	Type of Transaction	Corporate Branches		
		August 2025	September 2025	Percentage Change
1	Issuance of a branch of a company of persons	344	320	-7%
2	License Renewal	585	621	6%
3	Edit Address	235	180	-23%
4	Request to Amend the Branch Trade Name	45	45	0%
5	Request for Cancellation of License/Branch	204	235	15%
6	Request for a True License for Corporate Management	56	54	-4%
7	Issuing a Gulf Company Branch	0	0	0%
Total		1469	1455	-1%

By looking at the data of the companies of persons (branches of companies) for the month of September 2025, we found the following:

A number of (320) transactions were issued for branches of personal companies, a decrease of 7% compared to the previous month, and a number of (621) transactions for license renewal with an increase of 6%, while the transactions for modifying the address were (180) transactions, a decrease of 23%, and the number of transactions requesting to amend the trade name of the branch amounted to (45) Transactions, and (235) applications were requested to cancel licenses/branches, an increase of 15% compared to the previous month, and the number of transactions for applying for a true license to the management of companies amounted to (54) transactions, a decrease of 4% compared to the previous month.

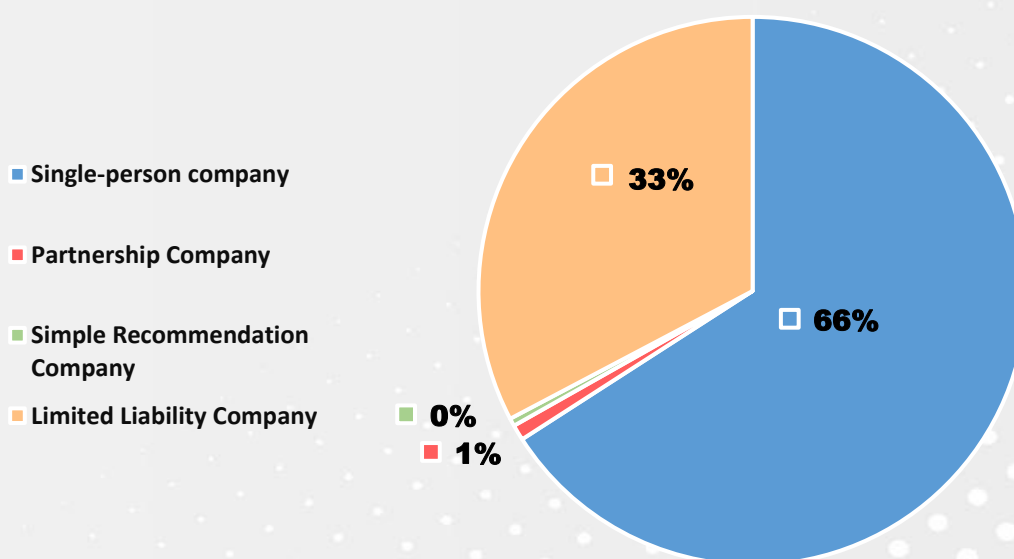
B- By Legal Entity

m	Company Type	August 2025	September 2025	Percentage Change
1	Single-person company	1100	1144	4%
2	Partnership Company	10	16	60%
3	Simple Recommendation Company	4	8	100%
4	Limited Liability Company	585	568	-3%

By reviewing the data of the companies of persons by legal entity for the month of September 2025, we found the following: -

(1144) companies per person were licensed, an increase of 4% compared to the previous month, and (16) companies licensed to joint venture companies, an increase of 60%, while the number of licensed simple partnership companies was (8) licensed companies with an increase of 100%, while in limited liability companies, (568) were licensed.) is a licensed company with a decrease of 3% compared to August 2025.

proportional distribution of licenses by legal entity for september 2025



Commercial Control and Consumer Protection Department

Statistics of Inspection Reports:

m	Inspectors	August 2025	September 2025	Percentage Change
1	Number of Minutes of Seizure	864	1305	51%
2	Number of License Violations	46	100	117%
3	Number of Stores Opened	59	48	-19%
4	Number of Shops Closed	67	28	-58%
5	Number of hotline calls: 135	0	0	0%
6	Number of complaints	220	241	10%
7	- Number of Complaints Portal WhatsApp - Easy Application	4011	4193	5%
Total		5267	5915	12%

By reviewing the data of the Commercial Control Department for the month of September 2025, we find the following:

The work of the inspectors of the Commercial Control Department amounted to (1305) seizure reports, constituting an increase of 51% compared to the previous month, and (100) commercial violations, where they increased by 117%, and (48) shops were opened, a decrease of 19% compared to August 2025, and (28) shops were closed, with a decrease of 58% in September 2025, and we note an increase In the number of complaints submitted, which amounted to (241) complaints, an increase of 10% compared to the previous

statement of the activities of inspectors of the commercial entrol and consumer protection department during september 2025 compared to august 2025



Advertising and promotional licenses management

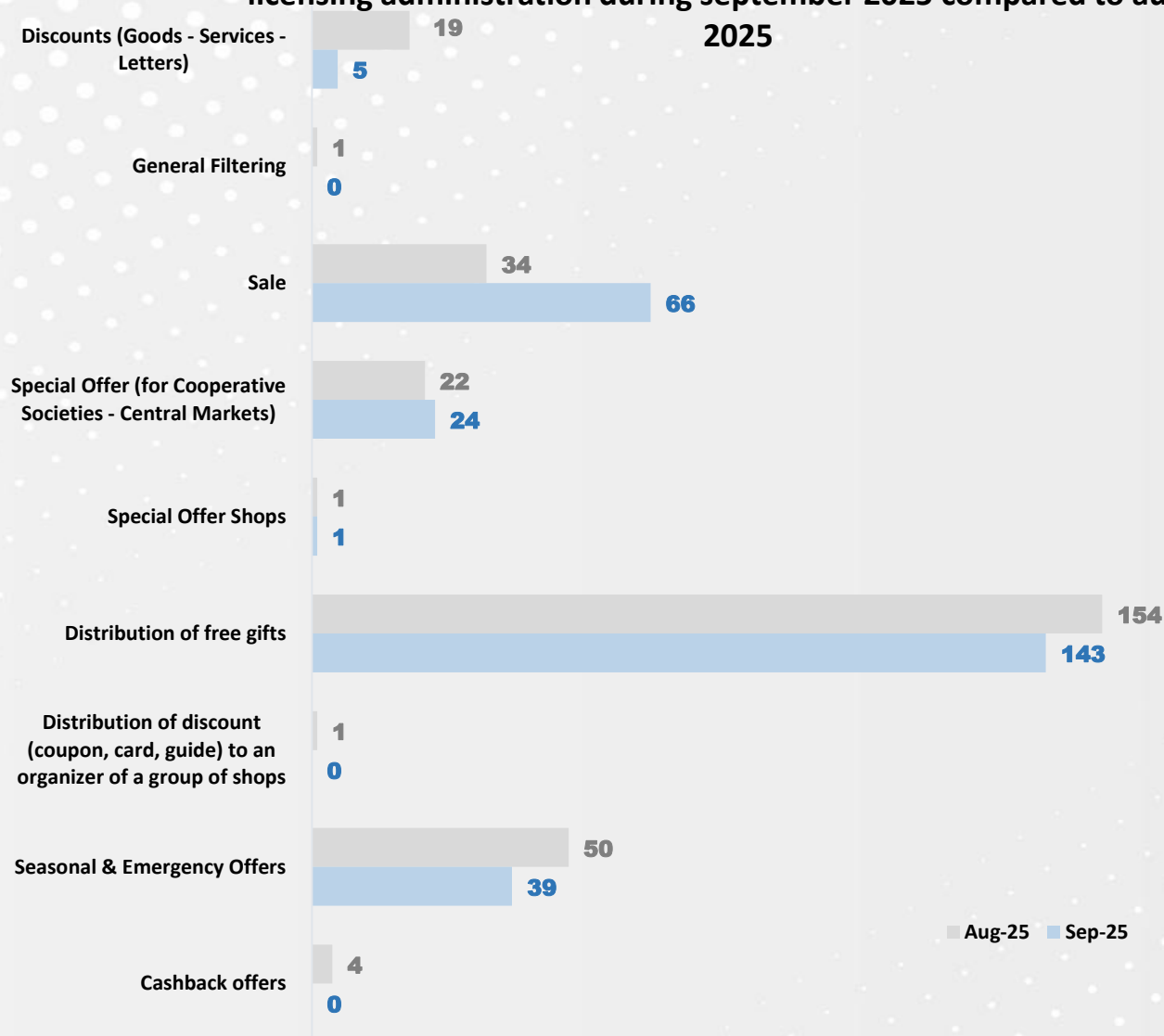
Free offers and discounts statistics:

m	Transactions	August 2025	September 2025	Percentage Change
1	Discounts (Goods - Services - Letters)	19	5	-74%
2	General Filtering	1	0	-100%
3	Sale	34	66	94%
4	- Special Offer (for Cooperative Societies (Central Markets	22	24	9%
5	Special Offer Shops	1	1	0%
6	Distribution of free gifts	154	143	-7%
7	,Distribution of discount (coupon, card guide) to an organizer of a group of shops	1	0	-100%
8	Seasonal & Emergency Offers	50	39	-22%
9	Cashback offers	4	0	-100%
Total		286	278	-3%
Number of Summons Books		9	5	-44%
Number of Vehicles Required for Manufacturing Defects		22,624	2,434	-89%
Number of Goods Required for Manufacturing Defects		14	0	-100%

By reviewing the data of the Advertising and Promotional Licenses Department for the month of September 2025, we found the following: -

(5) discount transactions (goods - services - crafts) were issued , a decrease of 74% compared to the previous month, and (66) sale transactions were issued, an increase of 94%, and (24) special offer transactions were issued (for cooperative societies - central markets) with an increase of 9%, and a special offer was issued for (1) shops in September 2025, and (143) transactions were issued for the distribution of free gifts, with a decrease of 7% compared to the previous month, and the number of transactions of seasonal and emergency offers reached (39) transactions were issued, a decrease of 22% compared to the previous month, (5) recall letters were prepared, a decrease of 44% compared to the previous month, and the number of vehicles required for manufacturing defects amounted to (2,434) vehicles, a decrease of 89% in September 2025.

statement of transactions of the advertising and promotional licensing administration during september 2025 compared to august 2025




Joint Stock Companies Management

m	Type of Transaction	Joint Stock Companies		
		August 2025	September 2025	Percentage Change
1	Fees for incorporation of a closed joint stock company	2	2	0%
2	Request for Renewal of a General Shareholding License	3	3	0%
3	Request for Renewal of a Closed Master Shareholding License	23	25	9%
4	Request for Issuance of a Locked Master License	1	0	-100%
5	Request to Cancel a Locked License	2	1	-50%
6	Request a Change of Address	30	26	-13%
7	Request for Issuance of a General Branch License	1	2	100%
8	Request for Issuance of a Closed Branch License	3	7	133%
9	Request for Renewal of Public Shareholding License Branch	18	13	-28%
10	Request for Renewal of a Closed Shareholding License Branch	42	19	-55%
11	Cancel a general license branch	3	3	0%
12	Cancel a closed license branch	3	1	-67%
13	Request to add an activity	12	7	-42%
14	Request an activity change	3	1	-67%
15	Request to delete an activity	8	6	-25%
16	Renewal of the license to practice the profession of auditing	0	1	0%
17	Request for attestation of an auditor's signature	230	278	21%

By reviewing the data of the management of joint stock companies for the month of September 2025, we found the following:

The number of fees for the establishment of a closed joint stock company amounted to (2) transactions, and the number of transactions for the renewal of a general shareholding license was (3), the number of (25) transactions for the renewal of a closed main shareholding license with an increase of 9%, (1) the transaction of a request to cancel a closed license with a decrease of 50%, the transaction of (26) the transaction of a request for change of address with a decrease of 13%, and (2) the transaction of the application for the issuance of a public branch license (100%) increase, (7) transactions of requesting the issuance of a closed branch license with an increase of 133%, (13) transactions of requesting the renewal of a branch of a public shareholding license with a decrease of 28%, (19) transactions of requesting the renewal of a branch of a closed joint stock license with a decrease of 55%, (3) transactions of requesting the cancellation of a public license branch, (1) transactions of a request to cancel a closed license a branch with a decrease of 67%, and (7) transactions of requesting the addition of an activity with a decrease of 42%, and (1) (6) Transaction of request for change of activity by 67%, (6) transaction of request for deletion of activity by 25% compared to August, (1) transaction of renewal of license to practice the profession of auditing, and (278) transaction of request for attestation of the signature of an auditor, an increase of 21% compared to the previous month.

report on activity amendments in join-stock companies during september 2025 compared to august 2025



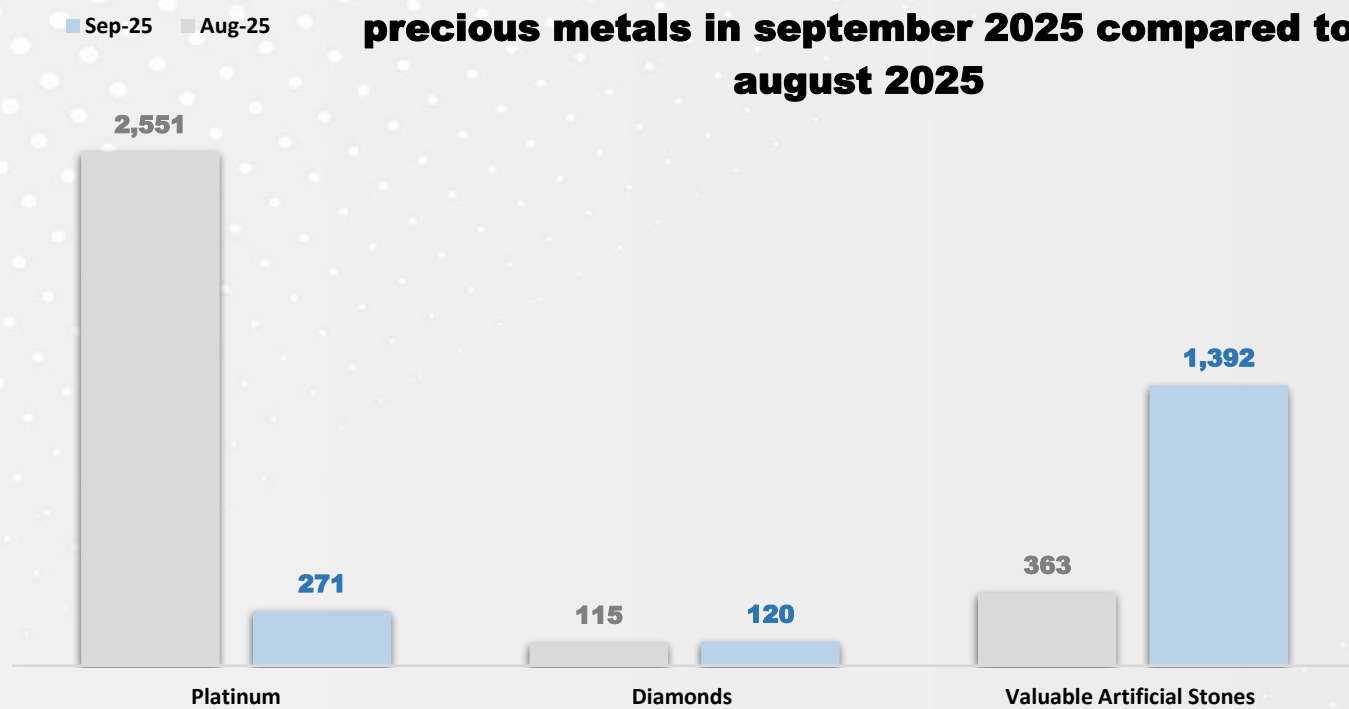
Precious Metals Management

m	Check	Weight in grams			Fees (KD)		
		August 2025	September 2025	Percentage Change	August 2025	September 2025	Percentage Change
1	Titanium Diamond	0	0	0%	0	0	0%
2	Valuable Artificial Stones	363	1,392	283%	18.150	69.600	283%
3	Other valuable stones	5,241	5,486	5%	262.050	274.300	5%
4	Diamond Restaurant Accessory	45	160	256%	2.250	8.000	256%
5	Stone Restaurant Accessory	169,998	112,642	-34%	3,399.960	2,252.840	-34%
6	Diamonds	115	120	4%	115.000	120.000	4%
7	Platinum	2,551	271	-89%	127.550	13.550	-89%
8	Diamond Retained Platinum	237	208	-12%	23.700	20.800	-12%
9	Titanium set with diamonds	69	45	-35%	3.450	2.250	-35%
10	Gold	1,362,837	2,512,271	84%	68,146.600	125,705.700	84%
11	Gold Restaurant with Precious Stones	298,998	230,369	-23%	20,949.530	16,170.280	-23%
12	Diamond Restaurant Gold	106,813	133,925	25%	10,903.900	13,683.700	25%
13	Stainless Steel Watches Ceramic -	3,878	3,012	-22%	77.560	60.240	-22%
14	Silver watches with diamonds	71	0	-100%	3.905	0.000	-100%
15	hours 0.05	79,071	101,467	28%	3,953.550	5,073.350	28%
16	hours 0.1	63,197	67,315	7%	6,319.700	6,731.500	7%
17	Silver	101,910	2,550,370	2403%	1,019.640	25,503.700	2401%
18	Silver Inlaid Diamond	3,742	3,032	-19%	208.010	166.760	-20%
19	Silver inlaid with precious stones	101,419	151,450	49%	2,566.725	3,786.250	48%
Total		2,300,555	5,873,535	155%	118,101.230	199,642.820	69%

By looking at the data of the Precious Metals Department for the month of September 2025, we found the following:-

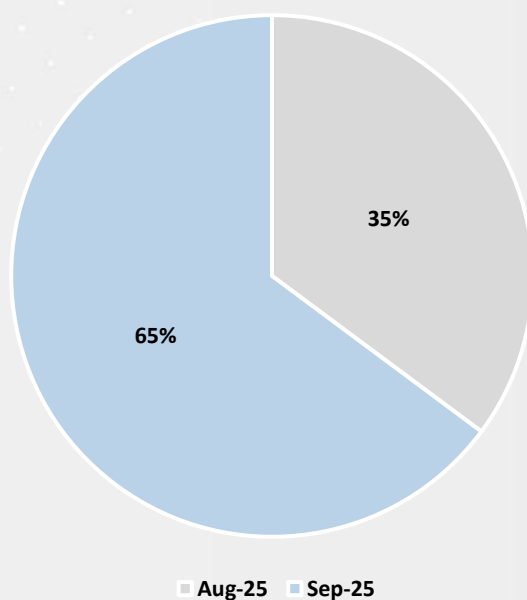
The total fees collected for the inspection amounted to an estimated amount of (199,642,820) thousand Kuwaiti dinars, an increase of 69% compared to August 2025, where the Precious Metals Department examined (1,392) grams of artificial stones of value, and (5,486) grams of other precious stones, and the accessory of the diamond restaurant weighed (160) grams, and (112,642) grams of stone inlaid accessory in the current month, and the weight of diamonds inlaid by the management was (120) grams, and (271) grams of platinum, while the platinum inlaid with diamonds weighed (208) grams, and the weight of diamond-inlaid titanium was (45) grams, and the amount of gold examined weighed (2,512,271) grams, and (230,369) grams of gold inlaid with precious stones, (133,925) grams of gold inlaid with diamonds, and the weight of stainless steel ceramic watches was (3,012), and for 0.05 watches, it reached (101,467) grams, and watches amounted to 0.1 (67,315) grams, and (2,550,370) grams of silver were examined. 3,032 grams of silver inlaid with diamonds, and 151,450 grams of silver inlaid with precious stones in September 2025.

**the index of the weighted value of most important
precious metals in september 2025 compared to
august 2025**

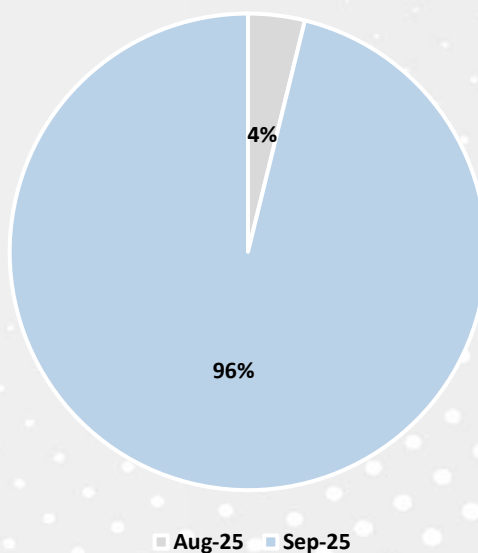


m	Check	Issue			Fees (KD)		
		August 2025	September 2025	Percentage Change	August 2025	September 2025	Percentage Change
1	Coated Accessory	4,688	3,034	-35%	468.800	303.400	-35%
2	Rosaries	2,122	1,864	-12%	1,061.000	932.000	-12%
Total		6,810	4,898	-28%	1,529.800	1,235.400	-19%

the relative distribution of gold weight in september 2025 compared to august 2025



the relative distrubtion to silver weight in september 2025 compared to august 2025



Real Estate Services & Appraisal Department

m	Transactions	August 2025	September 2025	Percentage Change
1	Replacing the Real Estate Brokerage Book	1	0	-100%
2	Issuance of the Real Estate Brokerage Book	14	17	21%
3	Add Vice - Real Estate Brokerage Book	3	2	-33%
4	Replacement of lost	0	0	0%
5	Renovation of Vice	3	1	-67%
6	Request for Renewal of Real Estate Broker Identity	6	13	117%
7	Request for Renewal of the Identity of a Real Estate Broker - Deputy	0	0	0%
8	Request for Issuing Real Estate Broker ID - Deputy	2	1	-50%
9	Request to Cancel a Brokerage Book	16	4	-75%
10	Request to Cancel a Deputy from a Brokerage Book	1	0	-100%
11	Request to Renew a Brokerage Book	28	33	18%
12	Testimony to Whom It May Concern	0	0	0%
13	Request for Issuance of Real Estate Broker ID	15	14	-7%
Total		89	85	-4%

By reviewing the data of the Real Estate Services and Valuation Department for the month of September 2025, we found the following: -

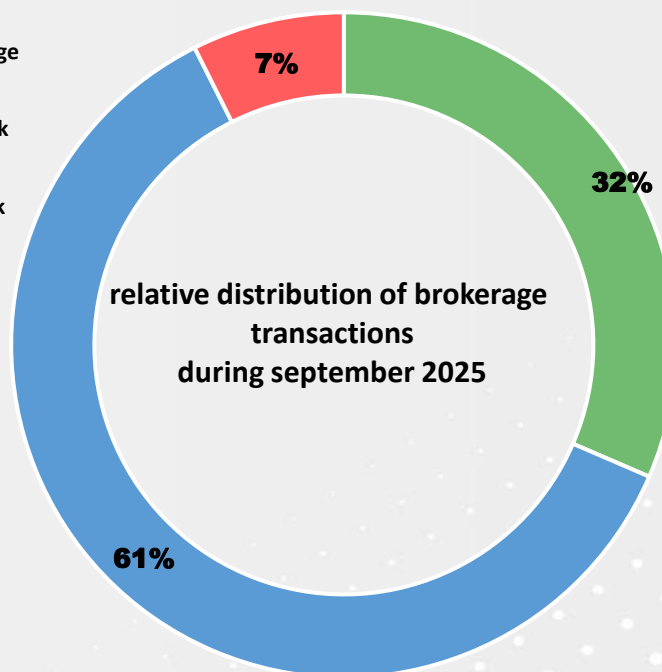
The Real Estate Services and Valuation Department issued (85) transactions in September 2025 compared to (89) transactions for the month of August 2025, a decrease of 4%, under 8 types of transactions, where the number of transactions for the issuance of real estate brokerage books was (17) transactions, an increase of 21% compared to the previous month. The number of transactions for the addition of the Real Estate Brokerage Deputy in September amounted to (2) transactions with a decrease of 33%, the request to renew the Deputy (1) transaction with a decrease of 67%, the request to renew the identity of a real estate broker with (13) transactions with an increase of 117%, the request to issue the identity of a real estate broker – a deputy with a decrease of (1) transactions with a decrease of 50%, and the number of requests to cancel the brokerage book reached (4) transactions with a decrease of 75%, while in the transactions of the request for renewal of the brokerage book, the number of transactions was (33) transactions. An increase of 18%, and the issuance of a real estate broker ID was requested with (14) transactions, a decrease of 7% compared to the previous month.

Special in the profession of real estate appraisers

Transactions		Individuals			Companies		
		August 2025	September 2025	Percentage Change	August 2025	September 2025	Percentage Change
1	Request for Issuance of a License to Practice the Profession of Real Estate Appraiser - Renewal of Real Estate Appraiser	0	0	0%	0	0	0%
2	Request for Issuance of a License to Practice the Profession of Real Estate Appraiser - New	0	0	0%	1	4	300%
Total		0	0	0%	1	4	300%

Cumulative Total Number of GCC Licensed Brokers until the End of the Period	13
Cumulative Total Number of Kuwaiti Licensed Brokers as of the End of the Term	1812
Cumulative total number of licensed property appraisers in Kuwait until the end of the period	75

- Issuance of the Real Estate Brokerage Book
- Request to Renew a Brokerage Book
- Request to Cancel a Brokerage Book

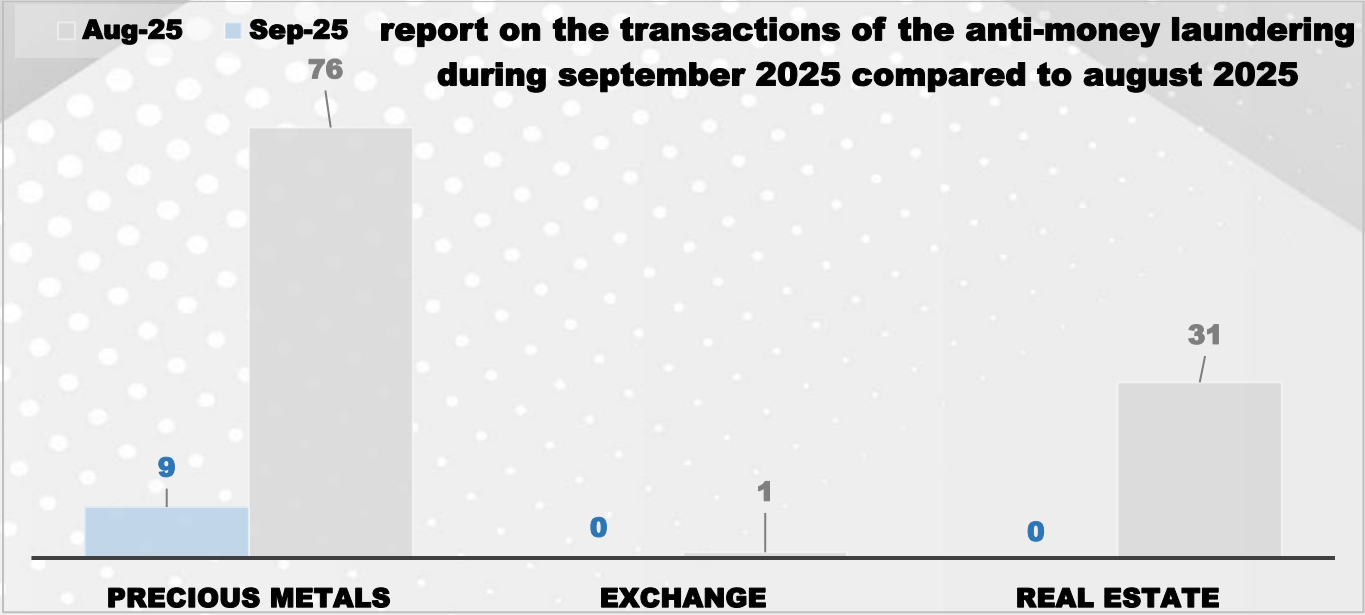


Anti-Money Laundering and Combating the Financing of Terrorism Department

Transactions		August 2025			September 2025			Percentage Change for Property	Exchange Percentage	Percentage Change for Metals
		Real estate	Exchange	Precious Metals	Real estate	Exchange	Precious Metals			
1	Applications for incorporation	0	0	0	0	0	0	0%	0%	0%
2	Renewal and Amendment Requests	1	0	0	0	0	0	-100%	0%	0%
3	Desk Audit	0	0	0	0	0	0	0%	0%	0%
4	Field Audit and Monitoring	0	0	0	0	0	0	0%	0%	0%
5	Requests for the appointment of a compliance controller	30	1	76	0	0	9	-100%	-100%	-88%
6	Sample Instructions	0	0	0	0	0	0	0%	0%	0%
Total Transactions		31	1	76	0	0	9	-100%	-100%	-88%

By reviewing the data of the Anti-Money Laundering and Combating the Financing of Terrorism Department for the month of September 2025, we find the following:

We observe a decrease in the total transactions of real estate, exchange and precious metals, as requests for renewal and amendment in real estate decreased by 100% compared to the previous month, while requests for the appointment of a compliance controller decreased by 100% in real estate, a decrease of 100% in exchange, and a decrease of 88% in metals compared to August 2025.

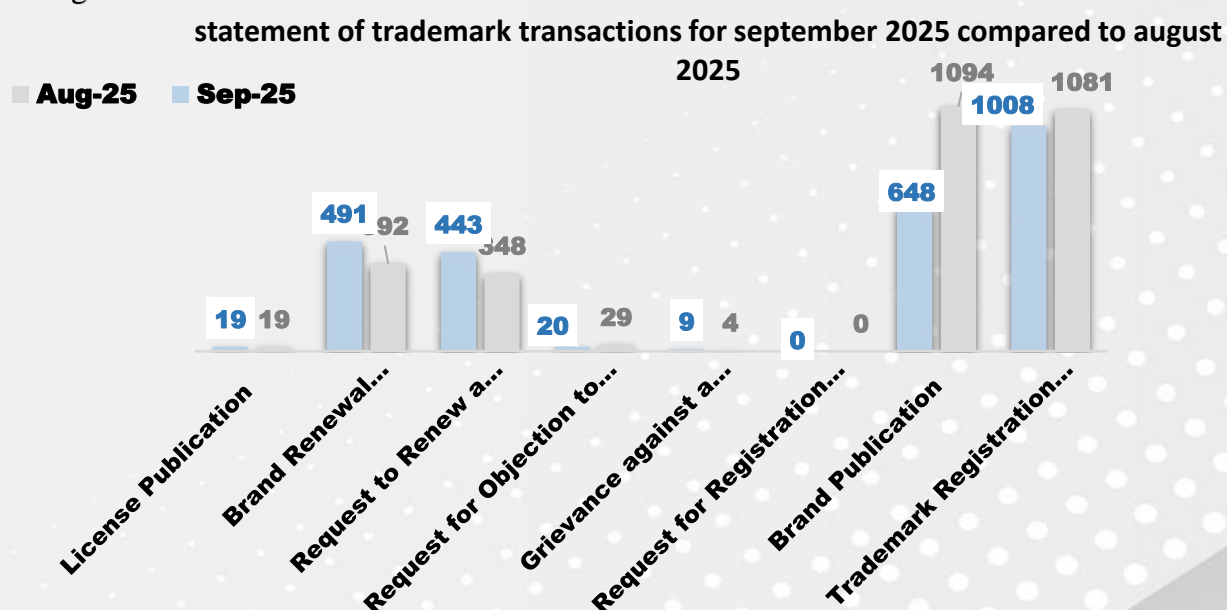


Trademark and Patent Management

Branding Department				
m	Transactions	August 2025	September 2025	Percentage Change
1	Trademark Registration Application	1081	1008	-7%
2	Brand Publication	1094	648	-41%
3	Request for Registration of a Collective Mark	0	0	0%
4	Grievance against a decision to refuse to register a trademark or comment on a condition	4	9	125%
5	Request for Objection to Acceptance of Trademark Registration	29	20	-31%
6	Request to Renew a Trademark during the Last Year of its Period of Protection	348	443	27%
7	Brand Renewal Deployment	392	491	25%
8	License Publication	19	19	0%
Total		2,967	2,638	-11%

By reviewing the data of the Trademark Section for the month of September 2025 , we found the following:-

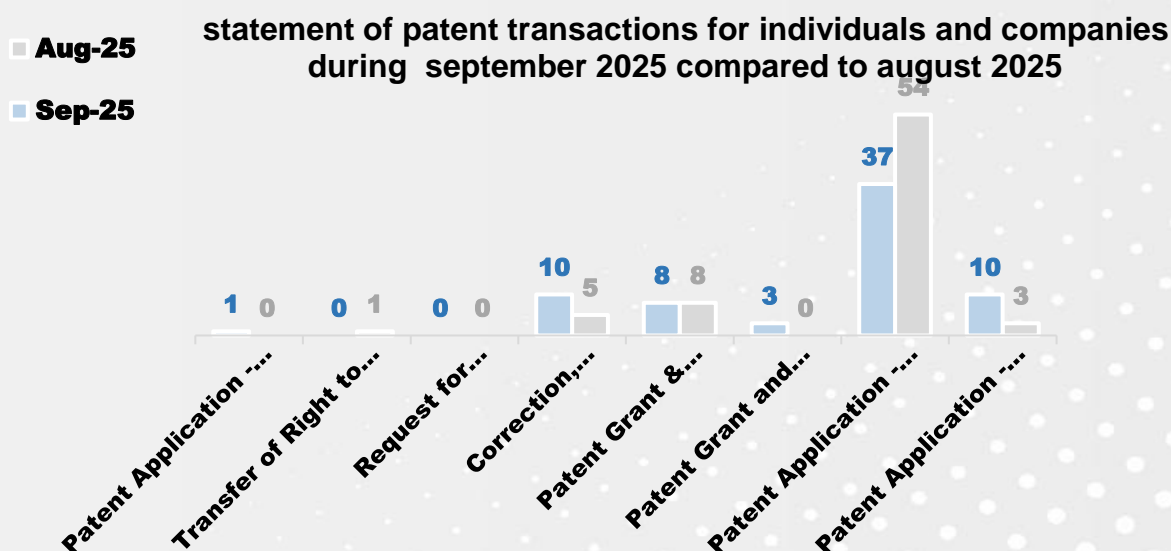
The number of transactions for trademark registration application reached (1008) transactions in September 2025 compared to (1081) transactions in August 2025, a decrease of 7%, and (648) trademarks were published, constituting a decrease of 41% compared to the previous month, and the number of grievance transactions against the decision to reject the registration of a trademark or a comment on a condition (9) transactions reached an increase of 125%, while the number of transactions of an objection to the acceptance of trademark registration amounted to (20) transactions, a decrease of 31%, and the number of (443) transactions The number of trademark renewal transactions during the last year of its protection period increased by 27% compared to the previous month, and the number of trademark renewal publication transactions reached (491) transactions, an increase of 25% compared to the previous month, and the number of license publication transactions reached (19) transactions for the month of August 2025.



Patent Department				
Percentage Change	September 2025	August 2025	Transactions	m
233%	10	3	Patent Application - Individuals	1
-31%	37	54	Patent Application - Companies	2
0%	3	0	Patent Grant and Publication - Individuals	3
0%	8	8	Patent Grant & Publication - Companies	4
100%	10	5	Correction, Amendment or Addition to a Patent Application - Companies	5
-100%	0	1	Transfer of Right to Order or Transfer of Patent Ownership - Companies	6
0%	1	0	Patent Application - Student	7
-3%	69	71	Total Transactions	

By reviewing the data of the Patent Section for the month of September 2025, we found the following:-

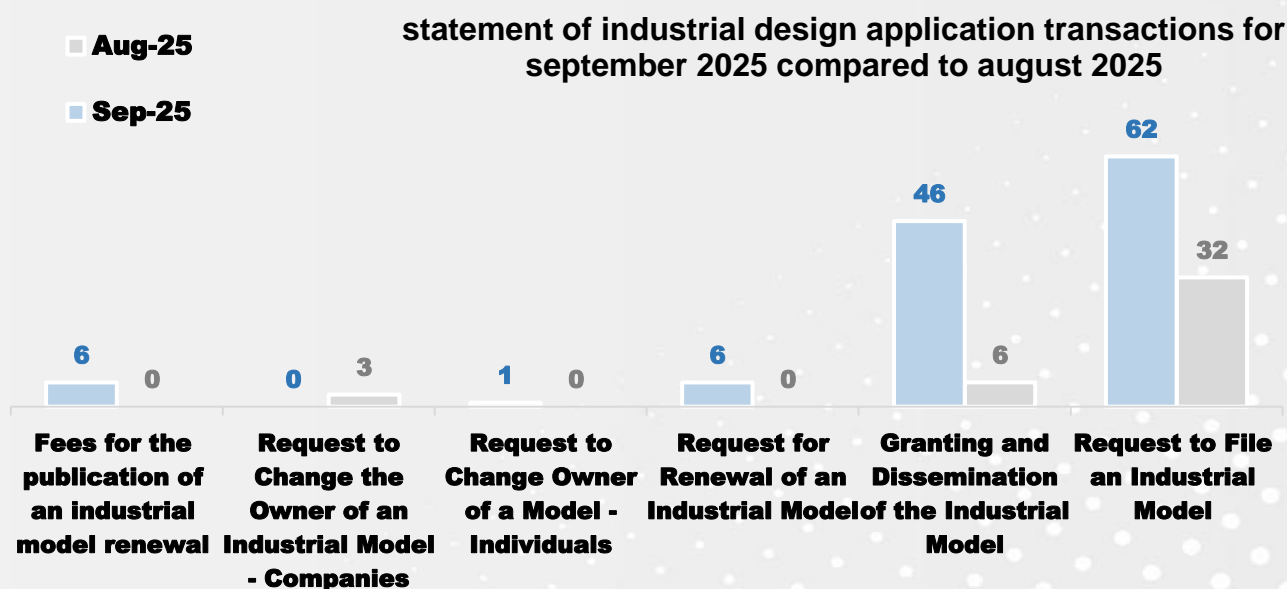
The number of patent applications for individuals reached (10) transactions, an increase of 233% compared to the previous month, and the number of patent applications for companies reached (37) transactions, a decrease of 31% compared to August 2025, and the number of (3) transactions in granting and publishing patents – individuals and (8) transactions in granting and publishing patents and inventions – companies, while in the correction, amendment or addition to a patent application – companies, the number of transactions reached (10) transactions with an increase of 100%, and the number of (1) patent applications – Student in September 2025.



Industrial Modeling Department				
Percentage Change	September 2025	August 2025	Transactions	m
94%	62	32	Request to File an Industrial Model	1
667%	46	6	Granting and Dissemination of the Industrial Model	2
0%	6	0	Request for Renewal of an Industrial Model	3
0%	1	0	- Request to Change Owner of a Model Individuals	4
-100%	0	3	Request to Change the Owner of an Industrial Model - Companies	5
0%	6	0	Fees for the publication of an industrial model renewal	6
195%	121	41	Total Transactions	

By reviewing the data of the Industrial Models Department for the month of September 2025 , we found the following:

The number of transactions for the application to deposit an industrial model reached (62) transactions, an increase of 94% compared to the previous month, and the number of transactions for granting and publishing the industrial model reached (46) transactions, an increase of 667% compared to August 2025, and (6) transactions requesting the renewal of an industrial model, and (1) transactions in the request to change the owner of an industrial model – individuals, and (6) transactions for the publication of an industrial model renewal fee in September 2025 .



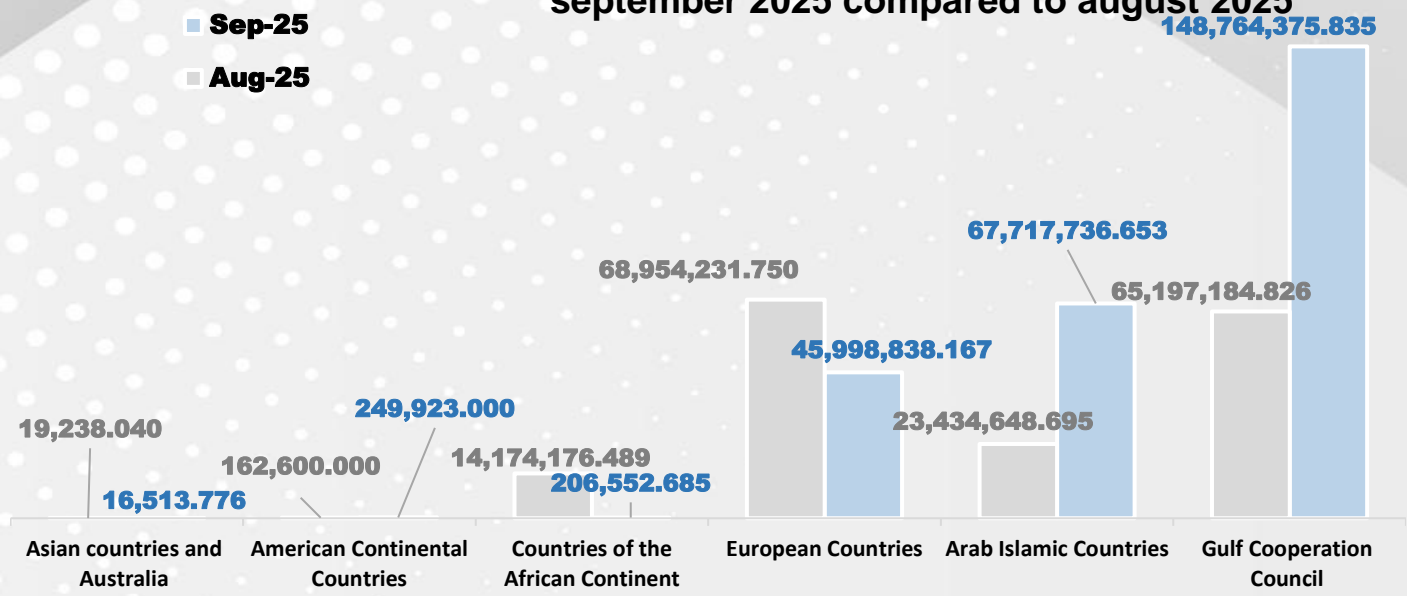
Department of International Relations

Value in Kuwaiti		Kuwaiti Non-Oil Certificates of Origin					
m	Country Names	Certifications			Value of Certificates of Origin		
		August 2025	September 2025	Percentage Change	August 2025	September 2025	Percentage Change
1	Gulf Cooperation Council	1545	1606	4%	65,197,184.826	148,764,375.835	128%
2	Arab Islamic Countries	284	299	5%	23,434,648.695	67,717,736.653	189%
3	European Countries	22	15	-32%	68,954,231.750	45,998,838.167	-33%
4	Countries of the African Continent	6	12	100%	14,174,176.489	206,552.685	-99%
5	American Continental Countries	3	5	67%	162,600.000	249,923.000	54%
6	Asian countries and Australia	6	7	17%	19,238.040	16,513.776	-14%
Total		1866	1944	4%	171,942,079.800	262,953,940.116	53%

By reviewing the data of the Department of International Relations (Kuwaiti Certificates) for the month of September 2025, we found the following:

The total Kuwaiti certificates of oil and non-oil origin amounted to about KD 263 million, distributed among the GCC countries, Arab Islamic countries, countries of the European continent, countries of the African continent, countries of the American continent (North and South), countries of the Asian continent and Australia, where the value of certificates for the GCC countries was about KD 149 million, achieving an increase of KD 128% compared to the previous month, and the percentage of certificates from Arab Islamic countries increased by 189% compared to the previous month, achieving certificates estimated at about KD 68 million, and the value of certificates from European countries reached about KD 46 million, a decrease of 33% compared to the previous month, and the value of certificates for the countries of the African continent amounted to about KD 207 million, with a decrease of 99%, and the value of certificates for the countries of the two continents of the Americas amounted to about KD 250 thousand and constituted an increase of 54% compared to the previous month, while for Asian countries and Australia, the value of their certificates amounted to about KD 17 thousand per cent, a decrease of 14%, and it is noted that there has been an increase in the value of the total certificates for the month of September 2025 for the previous month's certificates , which amounted to 53%.

statement of the value of kuwait origin exports during
september 2025 compared to august 2025



**Number of Licenses Issued for Temporary Trade Fairs in Kuwait during September 2025
Compared to August 2025**

Exhibitions Department				
m	Transactions	August 2025	September 2025	Percentage Change
1	Issuance of a temporary trade fair license	26	25	-4%
2	Issuance of a temporary exhibition license for gold and jewelry	3	3	0%
	Total	29	28	-3%

By looking at the data of the International Relations Department (Exhibitions Section) for the month of September 2025, we found the following:

(25) licenses were issued for a temporary trade fair inside Kuwait in September 2025 compared to (26) licenses for the month of August 2025, a decrease of 4%, and (3) licenses were issued for a temporary exhibition for gold and jewelry in September 2025 compared to (3) licenses in August 2025.

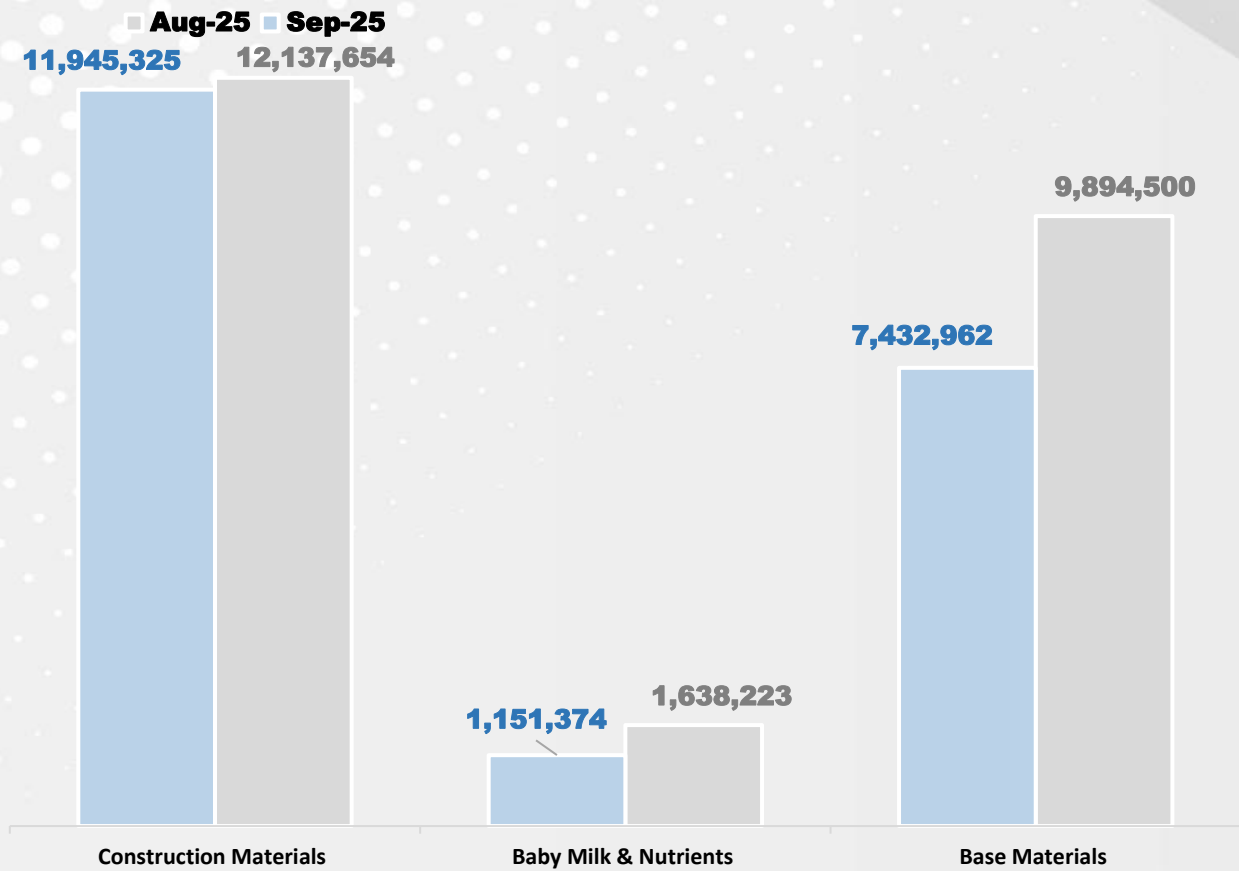
Supply Department

To the nearest Kuwaiti Dinar	Disbursed support		Supported Materials	m
Percentage Change	September 2025	August 2025		
-25%	7,432,962	9,894,500	Base Materials	1
-30%	1,151,374	1,638,223	Baby Milk & Nutrients	2
-2%	11,945,325	12,137,654	Construction Materials	3
-13%	20,529,661	23,670,377	Total	

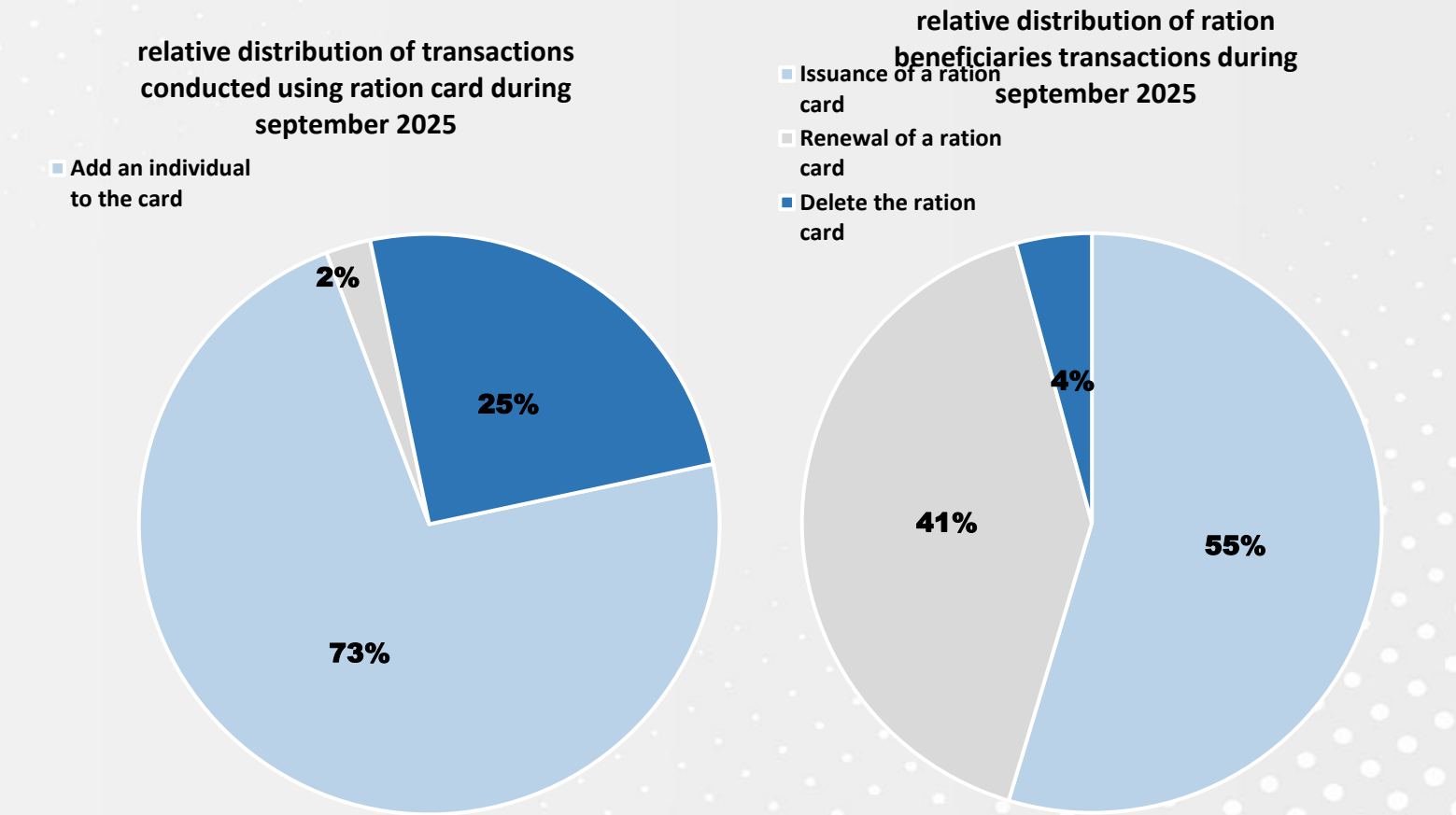
By reviewing the data of the Supply Department for the month of September 2025 , we found the following:

The Ministry provided support for many materials amounting to about KD 21 million, where the group of basic items disbursed through the ration card for this month received an estimated amount of about KD 7 million, with an estimated percentage of about 36% of the total subsidy disbursed, a decrease of 25% compared to the previous month, and the subsidy of milk and baby nutrition amounted to about KD 1 million, representing 6% of the total subsidy disbursed, with a decrease of 30% compared to the previous month, and the value of construction materials amounted to about KD 12 million. About 58% of the total support disbursed, a decrease of 2% compared to August 2025.

monthly statment of disbursed support amounts for the month
september 2025 compared to august 2025



m	Ration Cards				Individual Beneficiaries			
	Transactions	August 2025	September 2025	Percentage Change	Transactions	August 2025	September 2025	Percentage Change
1	Issuance of a ration card	555	607	9%	Add an individual to the card	9923	10337	4%
2	Renewal of a ration card	429	457	7%	Update an individual's data	423	355	-16%
3	Delete the ration card	32	47	47%	Delete an individual from the card	3177	3551	12%
Statement of the number of cumulative ration cards until the end of September 2025							273735	
Statement of the number of individuals benefiting from the cumulative supply until the end of September 2025							2320086	



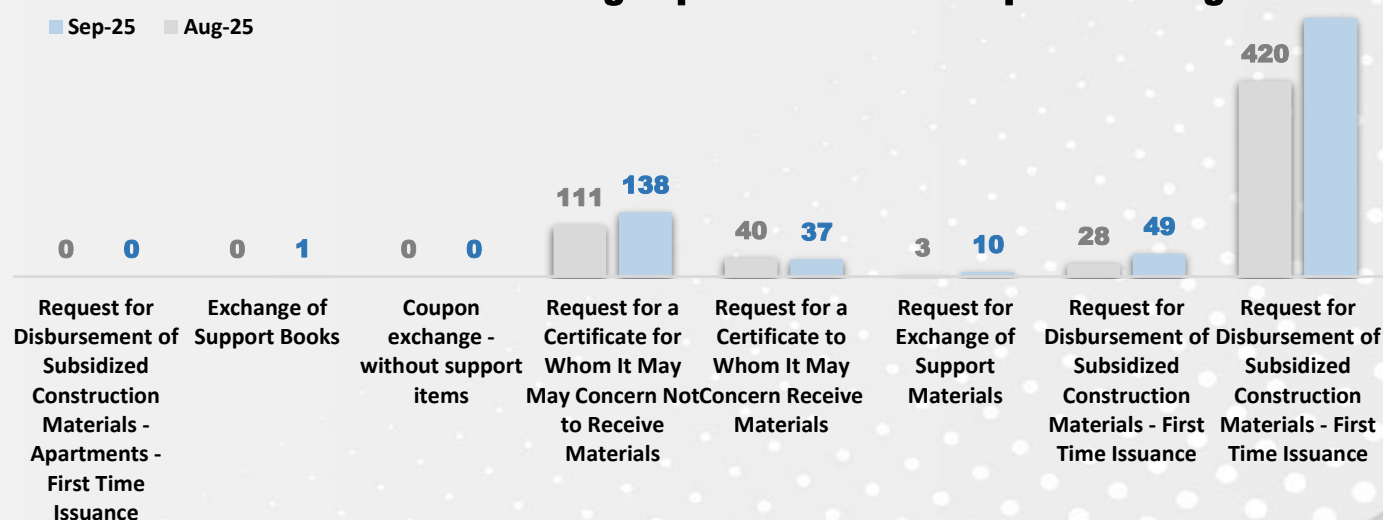
Construction Supply

m	Procedure	August 2025	September 2025	Percentage Change
1	Request for Disbursement of Subsidized Construction Materials - First Time Issuance	420	556	32%
2	Request to Renew the Letter of Disbursement of Subsidized Construction Materials	28	49	75%
3	Request for Exchange of Support Materials	3	10	233%
4	Request for a Certificate to Whom It May Concern Receive Materials	40	37	-8%
5	Request for a Certificate for Whom It May May Concern Not to Receive Materials	111	138	24%
6	Exchange of Support Books	0	1	0%
Total		602	791	31%

By reviewing the data of the Supply Department (Construction Supply) for the month of September 2025 , we found the following:

The disbursement of subsidized construction materials was requested for the first time with (556) procedures, an increase of 32% compared to the previous month, and the letter for disbursement of subsidized construction materials was renewed (49) transactions, an increase of 75% compared to the previous month, and the number of requests for the exchange of subsidized materials reached (10) requests, an increase of 233% compared to August 2025, and a request for a certificate was submitted to Whom It May Concern Receive materials with a number of (37) requests, a decrease of 8% in September 2025, and for the request for a certificate for whom it may concern The order not to receive materials amounted to (138) applications, an increase of 24% in September 2025.

progress report on the distribution construction material ration during september 2025 compared to august 2025



The most prominent decisions issued during the month of September 2025

Ministerial Decisions:

- Ministerial Decree No. (168) of 2025 dated 3/9/2025 on the Regulation of Self-Employment Activities.

Free Business Agenda

m	Activity Name	International Code
1	Special Software Design & Programming	620102
2	Software maintenance and web page design	620103
3	Computer Consulting and Facilities Management Activities	620200
4	Web Design	631201
5	Investment and Real Estate Finance Consultancy	661902
6	Agricultural Consulting	7490321
7	Agricultural Economics Consultancy	7490322
8	Musical Arts Consultancy	701012
9	Industrial Safety & Security Consultancy	701014
10	Technical Consultancy	701016
11	Decoration Consultancy	701017
12	Consultancy in the field of insulation and vibration in buildings	701018
13	Culinary Arts Consultancy	701019
14	Management Consulting	702011
15	Public Relations Consulting	702012
16	Beauty Art Consultancy	702017
17	Business Consulting	702018
18	Business Consulting & Information	702019

19	Geological Consultation	711071
20	Petroleum Consultancy	711073
21	Mechanical Consulting	711074
22	calligrapher	731020
23	Fashion design, apparel, shoes and jewelry	741010
24	Interior Design	741020
25	Designing gifts and accessories	741030
26	Photographer	742011
27	Outdoor Event Photography	742012
28	Communication Technology Consultancy	7490342
29	IT Consulting	7490343
30	Industrial Consultancy	749036
31	Fish Brokerage	749041
32	Bird brokerage	749042
33	Livestock brokerage	749043
34	Economic Consultancy	7490901
35	Social Counseling	7490902
36	Marketing Consultancy	7490904
37	Language Counseling	7490905
38	Statistical Consultancy	7490906
39	Media Consultancy	7490908
40	Sports Consulting	7490912
41	Fitness Measurement Consultancy	7490913
42	Electrical Consulting	7490914
43	Educational Consultancy	7490915
44	Biological Counseling	7490916
45	Road & Transportation Systems Consultancy	7490917

46	Political and strategic consultations	7490918
47	Tourism Consultancy	7490919
48	Library Consultancy	7490920
49	Consultation for people with special needs and taxpayers	7490921
50	Research and Development in the Field of Astronomy and Space Sciences	724000
51	Technology Consultancy	7490341
52	Scientific Consultancy	749035
53	Automotive Technical Consulting	749037
54	Human Resources Development Consultancy	783014
55	Consulting in the field of astronomy and space sciences	749039
56	Real Estate Consultancy	661905
57	Insurance Consultancy	660001
58	Fruit and vegetable brokerage	749045
59	Brokerage of movables (except cars and precious metals)	749044
60	Garden Landscaping & Maintenance	813012
61	Organizing exhibitions, conferences and camps	823005
62	Education in sports and the arts	854216
63	Painter	900031
64	Organizing sports tournaments	931103
65	Organization and management of meetings and conferences	823002
66	Organizing and managing festivals and events	823003
67	Operation of sports facilities	931100
68	Organizing sports camps	931104
69	Playground Rental	7990121
70	Playground Preparation	811005
71	Office of Contracting Players and Technical Coaches	783012
72	,Providing and preparing technical economic, and evaluation studies and	712014

	consultancy and study related to the environment	
73	Experimental research and development in the field of natural sciences and engineering	721000
74	Experimental research and development in the field of social sciences and humanities	722000
75	Leisure & Sports Goods Rental	772100
76	Bicycle Rental & Rental	772120
77	Event Supplies Rental	772904
78	Computer and peripheral rental	773071
79	Care and maintenance of parks and gardens for public housing purposes	813011
80	Green and eco-friendly building and utility applications	813031
81	Non-public cycling training	854932
82	Rental of equipment for the comfort and joy of the recreation facilities	932904
83	Operating exhibitions and markets of a recreational nature	932905
84	Organizing cultural trips internally	791209
85	Booking hotels and properties internally	799013
86	,Reservation of transportation, hotels restaurants and entertainment venues internally	799018
87	Organizing tourist trips and internal tourist guidance	791211
88	Buying and selling land and real estate	681010
89	Management and Leasing of Owned or Leased Properties	681020
90	Trademark Registration Agents	691034
91	Computer Research and Studies	620212
92	Humanitarian Charity Consultancy	889041
93	Trademark Registration	829904
94	Product Promotion	731012
95	Third-party scrap management	811007
96	Project Management	821110

97	Commercial Representation Agencies	941112
98	Advertising and Marketing	731011
99	Industrial and Craft Facilities Management	821116
100	Horse Training	960932
101	Cutting and repairing rosaries	952970
102	Precious Jewelry Design	741011
103	Textile design, crafts and handlooms	139261
104	& Wedding Processing & Management Equipment Rental	772908
105	Hand embroidery and jacquard	139260
106	Affiliate and Commission Trading	461011
107	Wholesale Honey	463055
108	Sell non-on-demand software	474150
109	Pottery and handicrafts trade	477366
100	Greeting Cards	581901
111	Activities of Holding Companies	642000
112	Managing its subsidiaries or participating in the management of other companies in which it contributes and providing the necessary support to them	642010
113	,Investing its money in trading stocks bonds and other securities	642020
114	Owning the real estate and movables necessary to carry out its work within the limits permitted by law	642030
115	Financing or lending to companies in which it owns shares or shares and guaranteeing them to third parties, in which case the percentage of the holding company's participation in the borrowing company's capital shall not be less than twenty percent	642040
116	Own, exploit and lease intellectual property rights of patents, trademarks or industrial designs, franchises and other moral rights to its holding companies and others	642050
117	Holding Business Management Office	642070

118	Owning the shares for the holding company's account only	642051
119	Antiquities & Historical Antiques Consultancy	701011
120	Beekeeping and honey production (apiaries)	014901

- Ministerial Decree No. (169) of 2025 dated 11/9/2025 amending Ministerial Decision No. (33) of 1986 on the Prohibition of the Import of Gas Cylinders of All Types, Sizes and Accessories.
- Ministerial Decision No. (171) of 2025 of 2025 dated 11/9/2025, amending some provisions of Ministerial Decision No. (4) of 2023 on the procedures for determining the identity of the actual beneficiary.
- Ministerial Decree No. (173) of 2025 dated 15/9/2025 on allowing the holding of the Twenty-fourth World Gold and Jewelry Exhibition.
- Ministerial Decision No. (175) of 2025 dated 21/9/2025 on the addition of the activity of self-employment.

The following activities shall be added to the free agenda attached to the Ministerial Resolution No. (168) of 2025:

International Code	Activity Name	m
7912012	Organizing trips	121

The end

This is the end of our report, in which we were keen to provide all possible data and statistics about most of the Ministry's departments in a way that proves the extent of their role growth, and we showed the most important indicators and clarified them in graphs, and we presented our statistical analysis of the monthly indicators , we hope that we succeeded in this report by showing the most important aspects affecting the development and development of the Ministry, I hope that this report .will be liked by you, and God is the Guardian of Success