



# **2025**

## **Monthly Economic Bulletin January**

**A Summary of Key Statistics and  
Achievements  
of the Ministry's Departments**

**Prepared by  
Planning and Research  
Department**

# INDEX

Introduction

Kuwait business centre

Commercial Control Department

Anti-Fraud and Awareness Department

Consumer Protection Department

Joint Stock Companies Department

Commercial Licensing Department

Partnership Companies Department

Precious Metals Department

Real Estate Department

Anti-Money Laundering and Counter-Terrorism Financing Department

Trademarks and Patents Department

Trademarks Division

Patents Division

International Relations Department

Certificates of Origin Division

Exhibitions Division

Supply Department

Key Ministerial and Administrative Decisions Issued in January 2025

Conclusion

# **Introduction**

**We are pleased to present this Monthly Economic Bulletin, a regular publication that highlights key statistics and achievements of the departments within the Ministry of Commerce and Industry, as well as notable monthly economic events.**

**This bulletin is specifically issued for those interested in Kuwait's economic affairs and is made available on the Ministry's official website.**

**Aljawhara Alsabah**

**Director of the Planning And  
Research Department**

# Kuwait business centre

## Partnerships

Total Applications for Establishing Partnership Companies			
Total	Approved	Rejected	New Applications
5177	98	3163	4
Total Approved Applications After Review			
Approved	Companies in Process of Establishment	Companies Established	Cancelled
2315	98	1635	259

Based on the data collected in the table above, and following an analysis of the available information for the month of January, the following has been observed:

The number of new applications for the establishment of partnership companies totalled 4, while 3,163 applications were rejected, and 98 were approved.

Moreover, the total number of approved applications subsequently cancelled following review amounted to 259.

The number of companies that have been officially established stood at 1,635, while 98 companies are currently in the process of being established.

The overall number of approved applications reached 2,315.

## Licences

Total Licence Applications for Partnership Companies		
Total Licence Applications Submitted	Total Issued Licences	Applications in Progress
2647	2902	156

As indicated in the table above, the total number of licence applications currently in progress for partnership companies amounted to 156 applications.

The total number of licences issued reached 2,902, while the total number of licence applications submitted during January 2025 was 2,647.

### Statistics of Companies and Licences for Mobile Vehicles

Total Registered Establishment Applications			
total	Approved	Rejected	New Applications
0	0	0	0
Total Applications Approved After Review			
Approved	Companies Under Establishment	Companies Established	Cancelled
0	0	0	0
Licences for Mobile Vehicles			
Applications Under Issuance	Licences Issued	Applications Submitted	Companies Established
0	0	0	0

### Statistics of Companies and Licences of a Special Nature

Total Registered Establishment Applications			
total	Approved	Rejected	New Applications
0	0	0	0
Total Applications Approved After Review			
Approved	Companies Under Establishment	Companies Established	Cancelled
0	0	1	0
Licences of a Special Nature			
Applications Under Issuance	Licences Issued	Applications Submitted	Companies Established
2	13	16	1

It is evident from the above table that the total number of applications approved after review for companies and licences of a special nature includes one (1) company established in January 2025. Furthermore, the number of licences of a special nature includes one (1) licence issued to an established company, sixteen (16) applications submitted, thirteen (13) licences issued, and two (2) applications currently under issuance.



### Statistics of Micro Free Companies and Licences

Total Registered Establishment Applications			
total	Approved	Rejected	New Applications
1116	18	527	1
Total Applications Approved After Review			
Approved	Companies Under Establishment	Companies Established	Cancelled
653	18	523	27
Micro Free Licences			
Applications Under Issuance	Licences Issued	Applications Submitted	Companies Established
15	551	626	528

As shown in the above table, the total number of registered establishment applications for micro free companies and licences amounted to one (1) new application, five hundred and twenty-seven (527) rejected applications, and eighteen (18) approved applications. The total number of applications approved after review includes twenty-seven (27) cancellations, five hundred and twenty-three (523) companies established, eighteen (18) companies under establishment, and six hundred and fifty-three (653) approved applications. With regard to micro free licences, five hundred and twenty-eight (528) companies were established, six hundred and twenty-six (626) applications were submitted in January 2025, five hundred and fifty-one (551) licences were issued, and fifteen (15) applications are currently under issuance during the current month.

## Commercial Control Department

percentage change	Jan 2025	Dec 2024	Inspectors' Activities	م
44%	708	492	Number of Violation Reports	1
-8%	22	24	Number of Licence Violations	2
-20%	4	5	Number of Shop Openings	3
-50%	2	4	Number of Shop Closures	4
0%	0	0	Number of Calls to Hotline 135	5
-15%	271	318	Number of Complaints	6
-9%	2572	2841	Number of Complaints via Portal – WhatsApp – Sahel App	7

### Commercial Control Department – January 2025 Summary

Upon reviewing the data for the Commercial Control Department for January 2025, the following has been observed:

A total of 708 inspection reports were issued by the department during January, representing a 44% increase compared to the previous month. In addition, 22 commercial violations were recorded, indicating a decrease of 8% from the previous month.

Furthermore, 4 commercial establishments were opened in January 2025, reflecting a 20% decrease compared to December 2024. The number of shop closures stood at 2, marking a 50% decrease.

There was also a notable decline in the number of complaints received, which totaled 271 complaints, showing a 15% decrease compared to the previous month. Similarly, complaints submitted via the electronic portal, WhatsApp, and the Sahel application amounted to 2,572 in January 2025, representing a 9% decrease compared to December 2024.

### index of inspectors activities commercial control department during Jan 2025



# Department of Anti-Fraud and Awareness

No			Subject	S
percentage change	Jan 2025	Dec 2024		
0%	0	0	Country of Origin Confirmation	1
0%	0	0	Customs Clearances	2



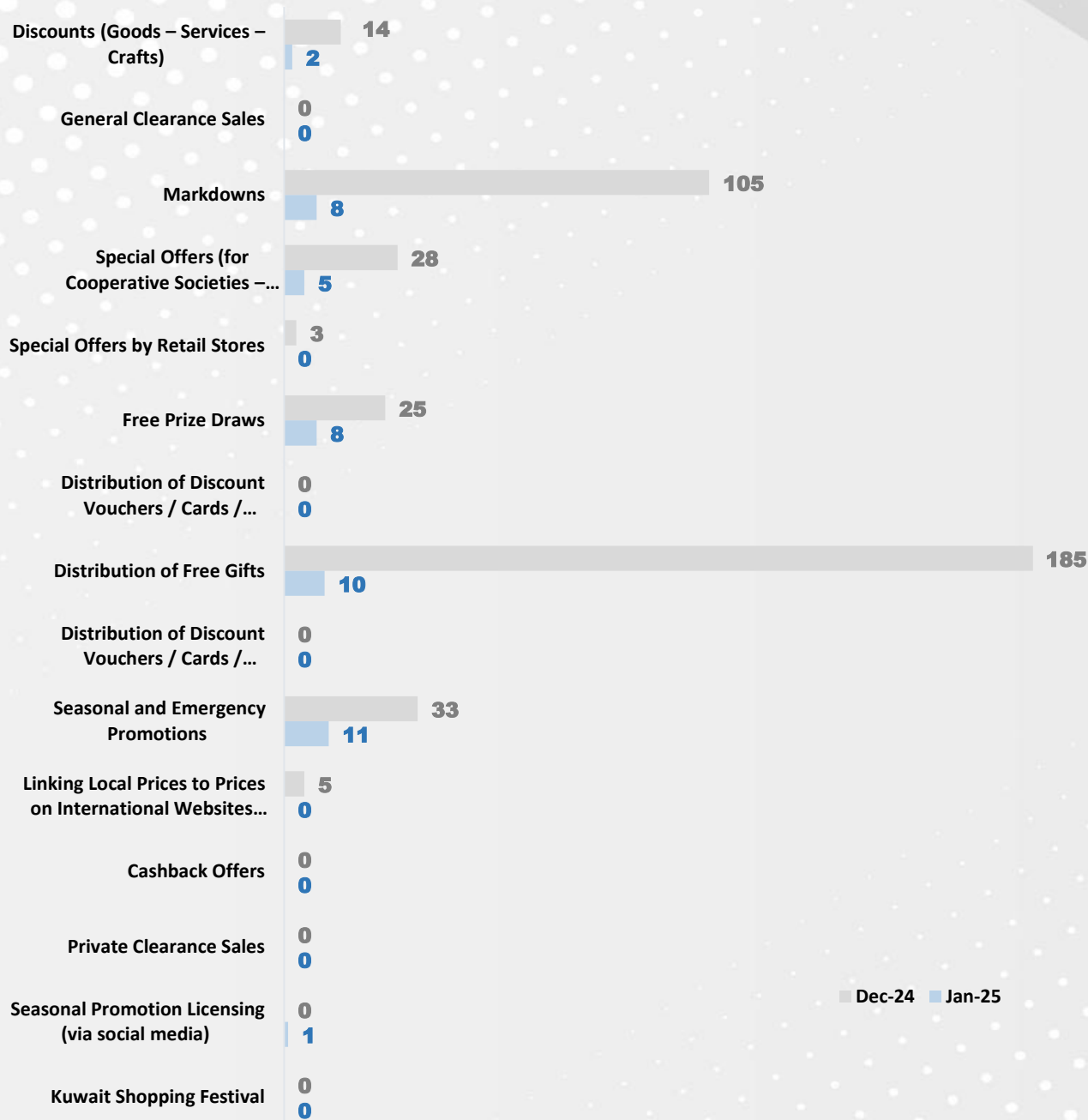
## Consumer Protection Department

percentage change	jan 2025	dec 2024	Transactions	s
-86%	2	14	• Discounts (Goods – Services – Crafts)	1
0%	0	0	• General <b>Clearance Sales</b>	2
-92%	8	105	• <b>Markdowns</b>	3
-82%	5	28	• <b>Special Offers</b> (for Cooperative Societies – Hypermarkets)	4
-100%	0	3	• <b>Special Offers by Retail Stores</b>	5
-68%	8	25	• <b>Free Prize Draws</b>	6
0%	0	0	• <b>Distribution of Discount Vouchers / Cards / Brochures</b> (by shops or commercial companies)	7
-95%	10	185	• <b>Distribution of Free Gifts</b>	8
0%	0	0	• <b>Distribution of Discount Vouchers / Cards / Brochures</b> (by organising entities for groups of shops)	9
-67%	11	33	• <b>Seasonal and Emergency Promotions</b>	10
-100%	0	5	• <b>Linking Local Prices to Prices on International Websites and Applications</b>	11
0%	0	0	• <b>Cashback Offers</b>	12
0%	0	0	• <b>Private Clearance Sales</b>	13
0%	1	0	• <b>Seasonal Promotion Licensing (via social media)</b>	14
0%	0	0	• <b>Kuwait Shopping Festival</b>	15
-89%	45	398	<b>total</b>	
-83%	2	12	<b>Number of Recall Notices Issued</b>	
-100%	48	14859	<b>Number of Vehicles Recalled Due to Manufacturing Defects</b>	
-100%	0	1008	<b>Number of Products Recalled Due to Manufacturing Defects</b>	

### Consumer Protection Department – January 2025 Report

Upon reviewing the data for the Consumer Protection Department for January 2025, the following has been observed: A total of 2 transactions were registered for announced discounts (covering goods, services, and crafts), reflecting an 86% decrease compared to the previous month. 8 markdown transactions were issued in January 2025, showing a 92% decrease from December 2024. Additionally, 5 transactions were issued for special offers targeting cooperative societies and central markets, representing an 82% decrease compared to the previous month. There were 8 transactions recorded for free prize draws, reflecting a 68% decrease from December 2024. As for free gift distribution, 10 transactions were issued in January 2025, marking a significant 95% decrease from the previous month. Seasonal and emergency promotional offers saw a decline as well, with 11 transactions recorded in January 2025—representing a 67% decrease compared to the previous month. Moreover, 1 transaction was issued for licensing seasonal promotions via social media platforms during the same period. Regarding consumer recalls, 2 recall notices were prepared in January 2025, indicating an 83% decrease compared to December 2024. The number of vehicles recalled due to manufacturing defects amounted to 48 vehicles, showing a 100% decrease compared to the previous month.

## index of transactions consumer protection department during Jan 2025



## Department of Joint-Stock Companies

Joint-Stock Companies Jan 2025	Type of Transaction	\$
4	Joint-Stock Company Services (Closed and Public)	1
4	Incorporation Fee for a Closed Joint-Stock Company	2
39	Application to Renew a Main Licence – Public Joint-Stock Company	3
2	Application to Renew a Main Licence – Closed Joint-Stock Company	4
28	Application to Cancel a Closed Licence	5
5	Application to Change Address	6
8	Application to Issue a Branch Licence – Public Company	7
16	Application to Issue a Branch Licence – Closed Company	8
15	Application to Renew a Branch Licence – Public Joint-Stock Company	9
1	Application to Renew a Branch Licence – Closed Joint-Stock Company	10
3	Application to Cancel a Branch Licence – Public Company	11
3	Application to Cancel a Branch Licence – Closed Company	12
2	Application to Add an Activity	13
2	Application to Change an Activity	14
1	Application to Remove an Activity	15
263	Renewal of Auditor Licence to Practise	16

Upon reviewing the data for the Joint-Stock Companies Department for January 2025,

it was observed that a total of 4 transactions were processed for incorporation fees of closed joint-stock companies. Additionally, 4 transactions were submitted for the renewal of main licenses for public joint-stock companies, while 39 transactions were processed for the renewal of main licenses for closed joint-stock companies. There were 2 transactions submitted for the cancellation of closed licenses and 28 transactions processed for address change requests. The department also handled 5 transactions for issuing branch licenses for public companies and 8 transactions for issuing branch licenses for closed companies. Furthermore, 16 transactions were processed for the renewal of branch licenses for public joint-stock companies, and 15 transactions for the renewal of branch licenses for closed joint-stock companies. One transaction was submitted for the cancellation of a public branch license, and 3 transactions were submitted for the cancellation of closed branch licenses. In terms of business activities, 3 transactions were submitted for adding activities, 2 for changing activities, and 2 for removing activities. The renewal of an auditor's license to practice accounted for 1 transaction, while a significant 263 transactions were processed for auditor signature authentication during January 2025.

## Commercial Licensing Department

Natural Person Jan 2025	type of transactions	S
99	Business Licensing and Commercial Registry Services	1
29	Issuance of Licence for Commercial Activity	2
0	Issuance of New Licence for Craft Activity	3
76	Issuance of New Licence for Consultancy Activity	4
577	Commercial Registration Certificate	5
213	Licence Renewal	6
58	Address Change	7
33	Change or Amendment of Trade Name	8
96	Activity Amendment (Change – Addition – Cancellation)	9
19	Licence Cancellation	10
1	Transfer to Heirs	11
35	Change of Heirs' Representative	12
9	Transfer of Commercial Activity Licence	13
0	Transfer of Craft Activity Licence	14
2	Transfer of Consultancy Activity Licence	15
16	Issuance of Brokerage Logbook	16
0	Renewal of Brokerage Logbook	17
1263	total	

### Commercial Licensing Department (Natural Persons) – January 2025 Report

Upon reviewing the data for the Commercial Licensing Department (Natural Persons) for January 2025, the following has been recorded:

A total of **99 commercial activity licenses** were issued, along with **29 new craft activity licenses**. Additionally, **76 commercial registration certificates** were issued during January 2025. The number of **license renewal transactions for natural persons** reached **577** for the same month.

Furthermore, **213 address change transactions** were processed, and **58 transactions** related to **changing or amending trade names** were recorded. As for activity amendments (change – addition – cancellation), **33 activities** were amended, and **96 licenses** were cancelled.

In terms of inheritance-related procedures, **19 transactions** were completed for **transferring licences to heirs**, and **1 transaction** was recorded for **changing the heirs' representative** in January 2025.

Additionally, **35 transactions** were processed for the **transfer of commercial activity licenses**, and **9 transactions** for the **transfer of craft activity licenses**.

Regarding brokerage services, **2 new brokerage logbooks** were issued, and **16 renewals** were processed for natural persons during January 2025.



## Continued / Commercial Licensing Department

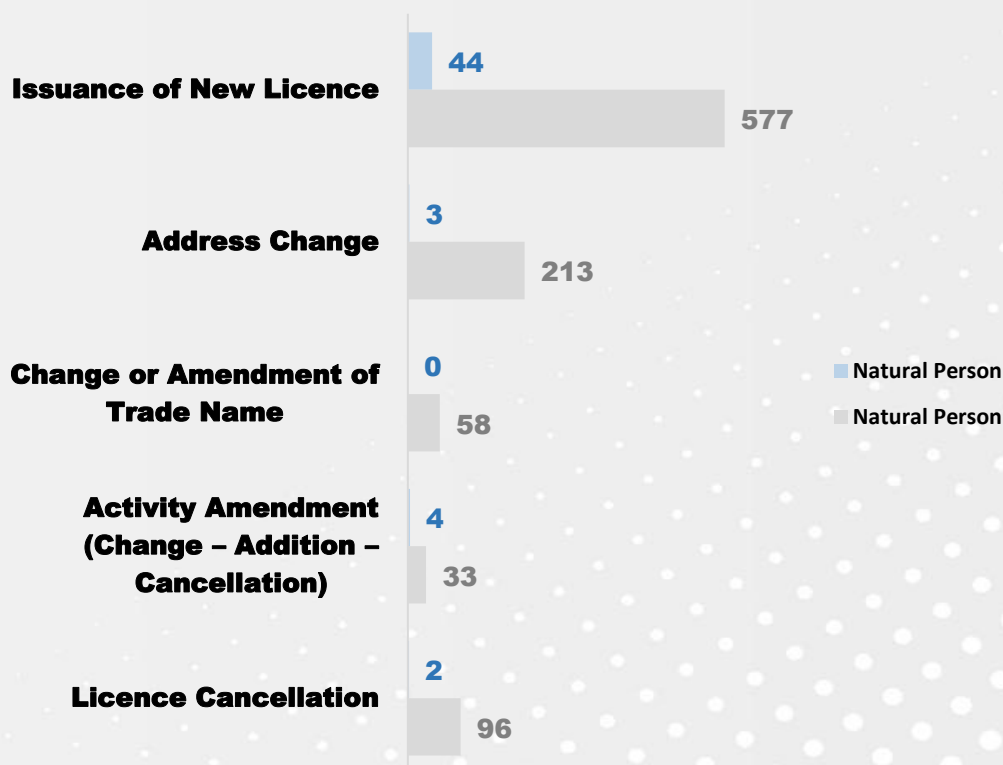
Legal Entity Jan 2025	type of transactions	S
0	Issuance of New Licence	1
44	Licence Renewal	2
3	Address Change	3
0	Change or Amendment of Trade Name	4
4	Activity Amendment (Change – Addition – Cancellation)	5
2	Licence Cancellation	6
26	Issuance of Replacement Licence (Lost Licence)	7
79	total	

### Commercial Licensing Department (Legal Entities) – January 2025 Report

Upon reviewing the data for the Commercial Licensing Department (Legal Entities) for January 2025, the following has been recorded:

A total of 44 licenses were renewed during the month. Additionally, 3 address change transactions were processed for licensed activities related to legal entities. Regarding activity amendments (change – addition – cancellation), 4 activities were amended in January 2025. Furthermore, 2 licenses were cancelled for legal entities during the same period. Lastly, 26 replacement licenses (for lost original licenses) were issued to legal entities in January 2025.

#### transactions of natural and legal persons during Jan 2025





## Continued / Commercial Licensing Department

Legal Entity	Natural Person	Number of Establishments by Sector	S
Jan 2025	Jan 2025		
0	82	General Trading Activities and Related Services	1
0	13	Textile, Garment, and Leather Industries Activities and Related Services	2
0	1	Tourism Activities and Related Services	3
0	10	Real Estate Activities and Related Services	4
0	19	Maintenance and Repair Services (Simple Crafts) and Related Services	5
0	23	Accommodation and Food Services Activities and Related Services	6
0	11	Contracting Activities and Related Services	7
0	2	Professional, Scientific, Technical, and Consultancy Activities and Related Services	8
0	0	Printing Activities and Related Services	9
0	21	Transport, Storage, and Related Services	10
0	0	Information and Communication Activities and Related Services	11
0	0	Food Industries Activities and Related Services	12
0	4	Rental, Leasing, and Employment Activities and Related Services	13
0	3	Machinery and Equipment Repair, Maintenance, and Installation Activities and Related Services	14
0	3	Furniture Manufacturing Activities and Related Services	15
0	1	Arts, Entertainment, and Recreation Activities and Related Services	16
0	1	Financial and Insurance Activities and Related Services	17
0	2	Building Services and Related Activities	18
0	196	total	

Upon reviewing the data pertaining to the Commercial Licensing Department for January 2025, the following was observed:

The total number of commercial licenses issued across various sectors amounted to 196. The highest number was recorded in the category of General Trade Activities and Related Services, with 82 licenses issued to individuals. This was followed by Accommodation, Restaurants, and Related Services, which accounted for 23 licenses, and then Transport, Storage, and Related Services, with 21 licenses issued in January 2025.

## Management of Partnerships

Main Companies			type of transactions	S
percentage change	jan 2025	dec 2024		
-14%	1401	1635	• Issuance of Permanent/Temporary Licence (Partnerships)	1
-12%	919	1039	• Licence Renewal	2
-26%	924	1248	• Change of Address	3
-3%	177	183	• Change of Trade Name	4
-21%	634	799	• Amendment of Management Clause	5
-31%	75	109	• Amendment or Addition of Commercial Address	6
-4%	233	242	• Addition of Licensed Activity	7
-12%	106	121	• Removal of Activity from Licence	8
-24%	569	752	• Addition of Activity to Company Contract	9
-37%	80	126	• Removal of Activity from Company Contract	10
-14%	36	42	• Change of Activity in Company Contract	11
-27%	74	102	• Change of Commercial Licence Activity	12
-62%	64	169	• Increase of Capital	13
-56%	4	9	• Reduction of Capital	14
-11%	331	372	• Amendment of Shares	15
-25%	603	803	• Admission of a Partner	16
-25%	613	813	• Withdrawal of a Partner	17
5%	89	85	• Company Dissolution and Liquidation	18
-43%	29	51	• Change of Legal Entity of the Company	19
12%	317	282	• Request for Certified Copy Licence – Partnerships Management	20
7%	13371	12465	• Request for Printing of Extract or Certificate	21
-38%	21	34	• Re-issuance of Licence pursuant to Committee Decision on Status Amendment	22
-4%	20670	21481	total	

Upon reviewing the data pertaining to the Management of Partnerships (Main Companies) for January 2025, the following was noted:

A total of 1,401 permanent/temporary licenses were issued for the main partnerships, representing a 14% decrease compared to the previous month. License renewal transactions amounted to 919, reflecting a 12% decrease from December 2024. The number of address changes for main companies was 924, marking a 26% decrease compared to the prior month. There were 177 trade name change transactions, showing a 3% decrease from December 2024.

Regarding amendments to the management clause, 634 transactions were completed in January 2025, a 21% decrease from the previous month. Transactions involving the amendment or addition of a commercial address totaled 75, representing a 31% decrease compared to the prior month. The number of license activity additions was 233 in January 2025, down 4% from the previous month. Activity removals from licenses amounted to 106, a 12% decrease from December 2024.

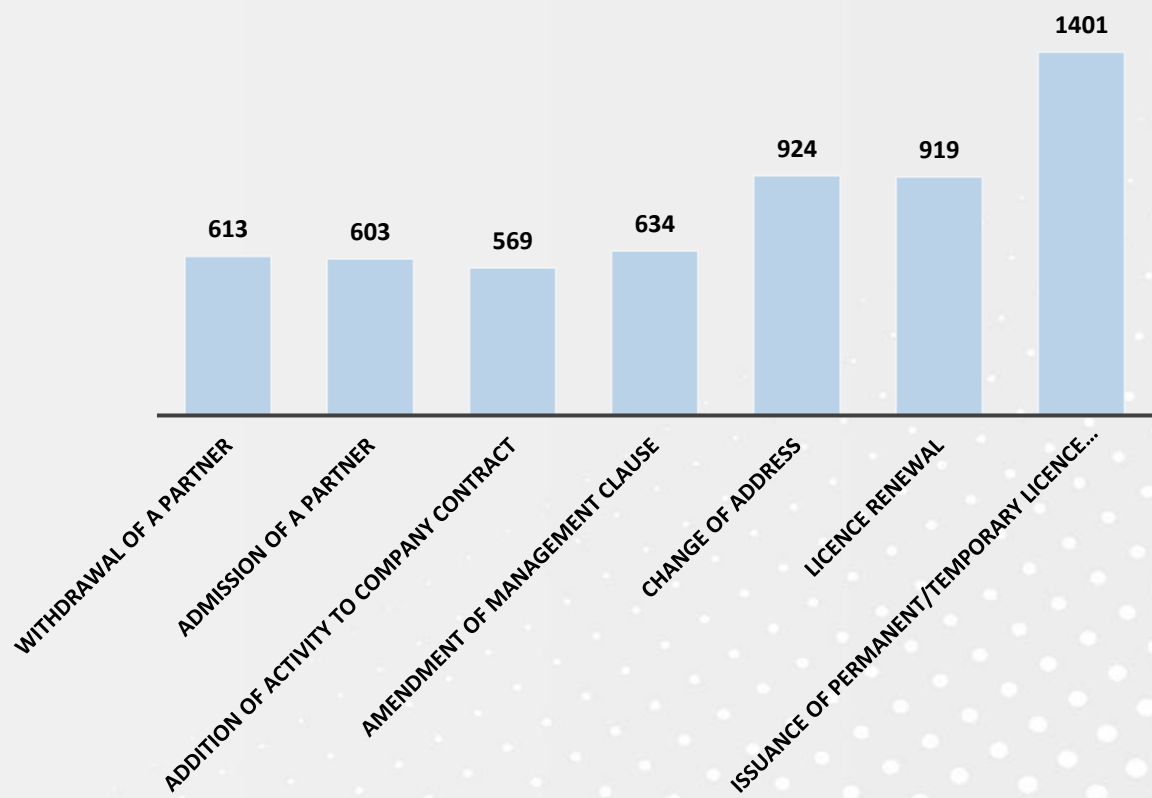
There were 569 transactions related to adding activities to company contracts during the current month, reflecting a 24% decrease compared to December 2024. Transactions for removing activities from company contracts numbered 80 in January 2025, a 37% decrease from December 2024. Activity changes in company contracts stood at 36 transactions, a 14% decrease from the previous month.

As for commercial license activity changes, there were 74 transactions, representing a 27% decrease from the prior month. Capital increase transactions totaled 64 in the current month, marking a 62% decrease compared to December 2024. Capital reduction transactions numbered 4, down 56% from December 2024. Share amendments were made in 331 transactions in January 2025, an 11% decrease from the previous month.

Transactions for partner admission numbered 603, reflecting a 25% decrease compared to December 2024, while partner withdrawal transactions totaled 613, also down 25% from the previous month. Company dissolution and liquidation transactions amounted to 89, representing a 5% increase from December 2024. Changes to the company’s legal entity numbered 29 in the current month, a 43% decrease compared to the previous month.

Requests for certified copy licenses from the Partnerships Management stood at 317, a 12% increase over the previous month. Requests for printing extracts or certificates totaled 13,371 in January 2025, reflecting a 7% increase compared to December 2024. Re-issuance of licenses pursuant to committee decisions on status amendments amounted to 21 transactions, a 38% decrease from December 2024.

**record of key partnerships transaction during Jan 2025**



Company Branches			type of transactions	s
percentage change	jan 2025	dec 2024		
-10%	347	385	• Issuance of a Partnership Company Branch Licence	1
-10%	311	347	• Licence Renewal	2
-27%	175	241	• Address Amendment	3
-21%	57	72	• Request for Trade Name Amendment of Branch	4
-14%	119	139	• Request for Cancellation of Licence / Branch	5
-61%	39	99	• Request for Certified Copy Licence – Partnerships Management	6
-50%	1	2	• Issuance of a Gulf Company Branch Licence	7
-18%	1049	1285	<b>total</b>	

Upon reviewing the data related to the Management of Partnerships (Company Branches) for January 2025, the following was observed:

A total of 347 transactions were recorded for the issuance of partnership company branches, representing a 10% decrease compared to the previous month. License renewal transactions amounted to 311, also reflecting a 10% decrease compared to December 2024.

Address amendment transactions totaled 175, marking a 27% decrease from December 2024. The number of trade name amendment requests for branches reached 57 in January 2025, representing a 21% decrease from December 2024.

Requests for the cancellation of licenses/branches totaled 119 during the current month, showing a 14% decrease from the previous month. Additionally, there were 39 transactions for requesting certified copy licenses from the Partnerships Management in January 2025, indicating a 61% decrease compared to December 2024.

Furthermore, 1 transaction was recorded for the issuance of a Gulf company branch license in the current month, showing a 50% decrease from the previous month.

## Partnerships Management

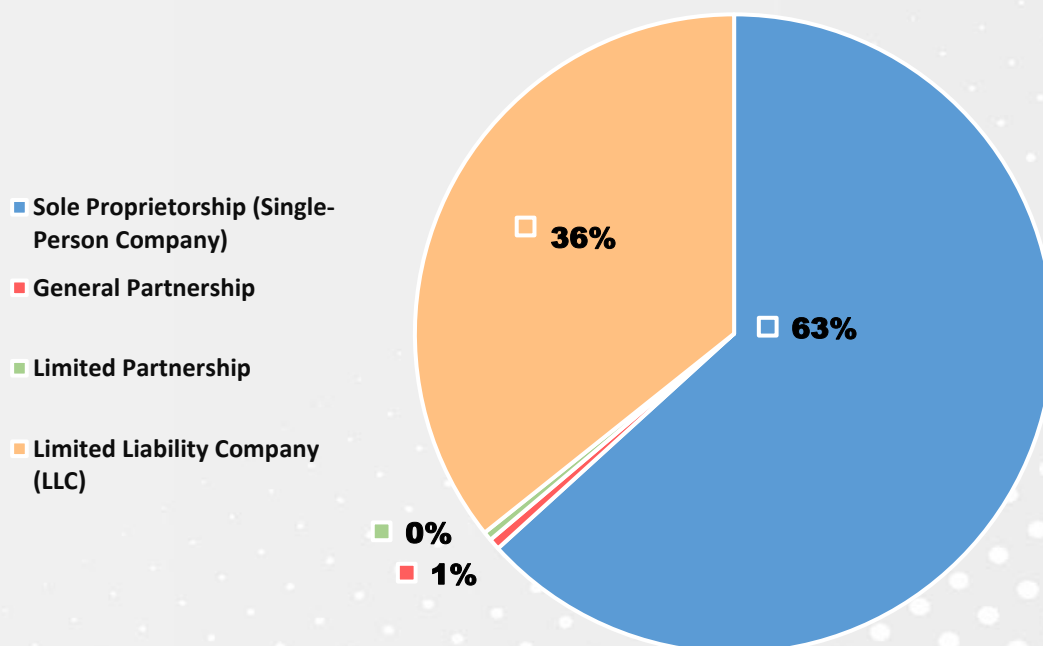
percentage change	jan 2025	dec 2024	Type of Company	s
-12%	1105	1256	Sole Proprietorship (Single-Person Company)	1
-52%	10	21	General Partnership	2
-50%	8	16	Limited Partnership	3
-15%	624	733	Limited Liability Company (LLC)	4

Upon reviewing the data related to the Partnerships Management for January 2025, the following was observed:

A total of 1,105 Sole Proprietorship (Single-Person) Companies were licensed, reflecting a 12% decrease compared to December 2024. Additionally, 10 General Partnership Companies were licensed, representing a 52% decrease from the previous month.

The number of licensed Limited Partnership Companies stood at 8, showing a 50% decrease compared to the previous month. As for Limited Liability Companies (LLCs), 624 were licensed, marking a 15% decrease compared to December 2024.

**proportional distribution of partnership licenses during Jan 2025**





## Precious Metals Department

Fees (KWD)	Weight (grams)	Inspection	م
jan 2025	jan2025		
229.850	4,597	• Synthetic Precious Stones	1
121.750	2,435	• Other Precious Stones	2
2.500	50	• Diamond-Set Accessories	3
1,803.240	90,162	• Stone-Set Accessories	4
2.000	2	• Diamond	5
52.800	1,056	• Platinum	6
59.600	596	• Platinum Set with Diamonds	7
4.950	99	• Titanium Set with Diamonds	8
80,677.100	1,609,314	• Gold	9
25,275.180	360,078	• Gold Set with Precious Stones	10
11,197.000	111,804	• Gold Set with Diamonds	11
6.380	319	• Stainless Steel – Ceramic Watches	12
2,593.450	51,869	• Watches 0.05 (carat)	13
1,398.700	13,987	• Watches 0.1 (carat)	14
7,825.620	782,562	• Silver	15
175.230	3,186	• Silver Set with Diamonds	16
4,909.875	196,395	• Silver Set with Precious Stones	17
136,335.225	3,228,511	total	

Upon reviewing the data from the **Precious Metals Department** for January 2025, the following was observed:

The total fees collected for inspections amounted to approximately **136,000 Kuwaiti Dinars (KWD)**. The department inspected **4,597 grams** of synthetic precious stones and **2,435 grams** of other precious stones. Additionally, **50 grams** of diamond-set accessories and **90,162 grams** of stone-set accessories were examined during the current month.

The weight of diamonds inspected by the department was **2 grams**, while platinum inspections totaled **1,056 grams**. Platinum set with diamonds was inspected at **596 grams**, and titanium set with diamonds at **99 grams**.

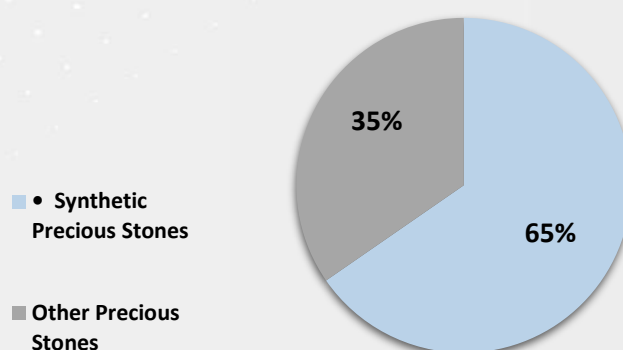
Regarding gold, the inspected quantity amounted to **1,609,314 grams**. Gold set with precious stones accounted for **360,078 grams**, and gold set with diamonds was **111,804 grams** in January 2025.

Inspection fees for stainless steel–ceramic watches amounted to **6,380 KWD**, while fees for 0.05-carat watches were **2,593,450 KWD**, and for 0.1-carat watches **1,398,700 KWD**.

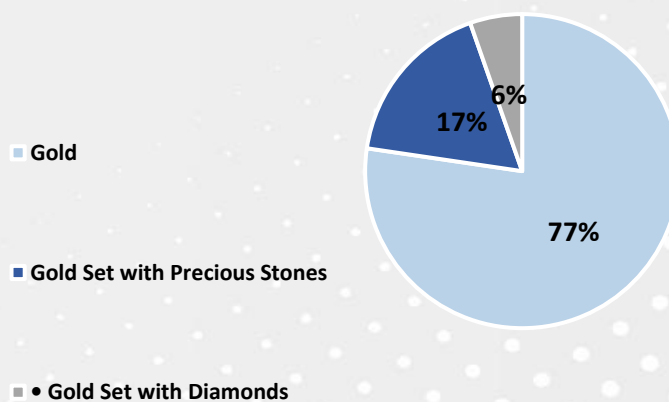
The department also inspected **782,562 grams** of silver, **3,186 grams** of diamond-set silver, and **196,395 grams** of silver set with precious stones in January 2025.

Fees (KWD)	Quantity	Inspection	s
jan 2025	jan 2025		
268.100	2,681	• Plated Accessories	1
1,364.000	2,728	• Prayer Beads	2
1,632.100	5,409	total	

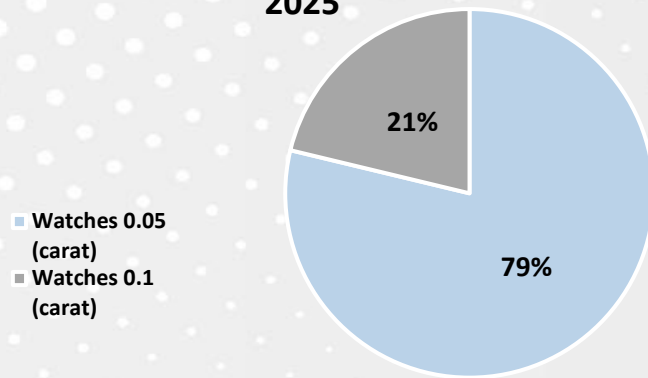
### report on stone weights during Jan 2025




### gold weight report during Jan 2025



### report on watch weights during Jan 2025



### report on silver weights during Jan 2025



## Real Estate Management Department

percentage change	jan 2025	dec 2024	transactions	s
-100%	0	6	• Replacement of Real Estate Brokerage Register	1
0%	19	19	• Issuance of Real Estate Brokerage Register	2
0%	3	0	• Addition of Deputy – Real Estate Brokerage Register	3
0%	0	0	• Replacement for Lost Document	4
0%	1	0	• Renewal of Deputy	5
40%	7	5	• Request to Renew Real Estate Broker ID	6
107%	31	15	• Request to Issue Real Estate Broker ID	7
100%	2	1	• Request to Issue Real Estate Broker ID – Deputy	8
575%	27	4	• Request to Cancel Brokerage Register	9
-100%	0	2	• Request to Remove Deputy from Brokerage Register	10
60%	48	30	• Request to Renew Brokerage Register	11
0%	0	0	• “To Whom It May Concern” Certificate	12
68%	138	82	<b>total</b>	

Upon reviewing the data from the Real Estate Management Department for January 2025, the following was observed:

A total of 138 transactions were processed in January 2025, compared to 82 transactions in December 2024, reflecting a 68% increase. These transactions fell under 12 different categories.

The number of Real Estate Brokerage Registers issued remained the same, with 19 registers issued in both January 2025 and the previous month.

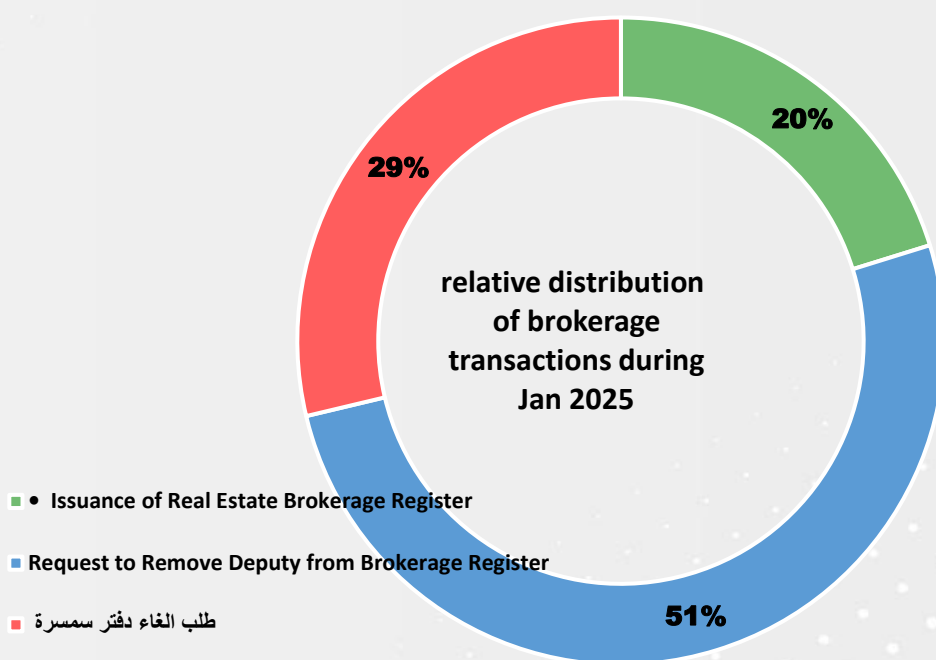
There were 3 transactions for the addition of a deputy to the brokerage register, and 1 transaction for the renewal of a deputy.

7 Real Estate Broker ID renewals were processed, representing a 40% increase, while 31 new Real Estate Broker IDs were issued, marking a 107% increase.

Additionally, 2 IDs were issued for deputy brokers, showing a 100% increase.

There were 27 requests to cancel brokerage registers, reflecting a significant 575% increase, and 48 requests to renew brokerage registers, indicating a 60% increase in January 2025.

Pertaining to the Profession of Real Estate Valuers							
Companies			Individuals			transactions	
percentage change	jan 2025	dec 2024	percentage change	jan 2025	dec 2024		
-90%	1	10	0%	0	0	Request for Renewal of Real Estate Valuer Practice Licence – Existing Valuer	1
-100%	0	2	0%	0	0	Request for Issuance of Real Estate Valuer Practice Licence – New Applicant	2
-92%	1	12	0%	0	0	total	
12	Cumulative Total of Licensed Gulf Brokers up to the End of the Period						
1788	Cumulative Total of Licensed Kuwaiti Brokers up to the End of the Period						
53	Cumulative Total of Licensed Real Estate Valuers in Kuwait up to the End of the Period						





## Department for Combating Money Laundering and Terrorism Financing

Rate of Change – Precious Metals	Rate of Change – Currency Exchange	Rate of Change – Real Estate	jan 2025			dec 2024			transactions	
			Precious Metals	Currency Exchange	Real Estate	Precious Metals	Currency Exchange	Real Estate		
13%	0%	0%	18	1	38	16	1	38	• Incorporation Requests	1
-33%	0%	14%	35	6	126	52	0	111	• Renewal and Amendment Requests	2
-58%	0%	-84%	13	1	8	31	0	51	• Desk Audit	3
13%	0%	123%	36	2	29	32	2	13	• Field Audit and Monitoring	4
-16%	200%	22%	26	3	22	31	1	18	• Compliance Officer Appointment Requests	5
0%	0%	-63%	0	0	25	0	0	68	• Instruction Templates	6
-21%	225%	-17%	128	13	248	162	4	299	total transactions	

**Upon reviewing the data from the Department for Combating Money Laundering and Terrorism Financing for January 2025, the following observations were made:**

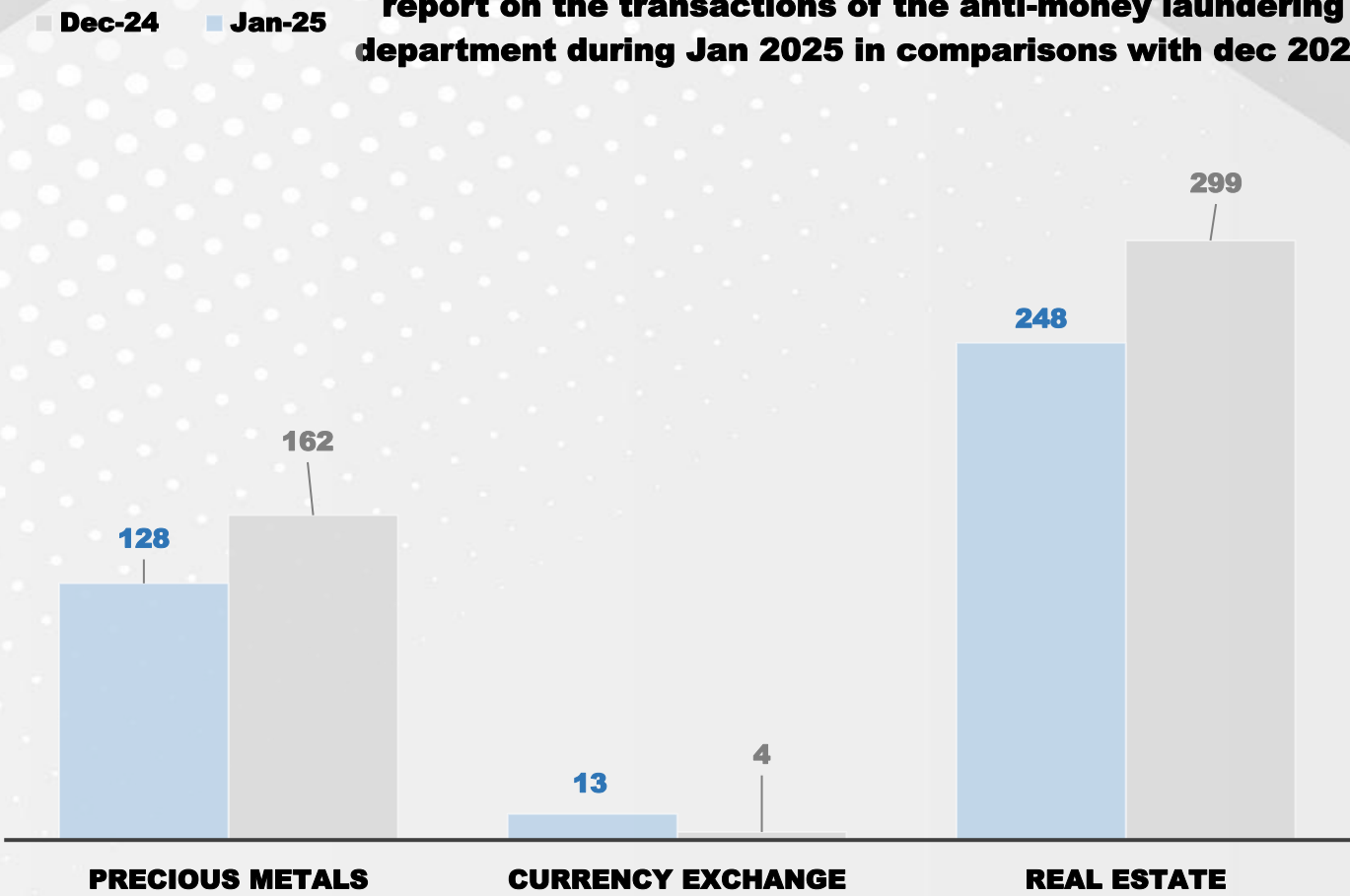
There was a decrease in the total transactions related to real estate and precious metals, while currency exchange transactions increased. Requests for incorporation in the precious metals sector rose by 13% compared to December 2024. Renewal and amendment requests in real estate increased by 14%, whereas they decreased by 33% in the precious metals sector.

Desk audit transactions declined by 84% in real estate and by 58% in precious metals compared to December 2024. In contrast, the category of field audit and monitoring showed an increase of 123% in real estate and 13% in precious metals over the previous month.

Requests for appointing compliance officers increased by 22% overall, with a significant 200% increase in the currency exchange sector, but decreased by 16% in precious metals compared to the prior month.

Lastly, the use of instruction templates declined by 63% compared to the previous month.

**report on the transactions of the anti-money laundering  
department during Jan 2025 in comparisons with dec 2024**



## Trademark and Patent Department

Trademark Section		
jan 2025	transactions	s
1044	Trademark Registration Request	1
919	Trademark Publication	2
0	Collective Trademark Registration Request	3
3	Appeal Against Decision to Reject Trademark Registration or Suspension of Condition	4
27	Objection to Acceptance of Trademark Registration	5
413	Trademark Renewal Request within the Last Year of Protection Period	6
451	Renewal Publication	7
3	License Publication	8
2,860	total	

Upon reviewing the data for the Trademark Section for January 2025, the following was observed:

The number of trademark registration requests reached 1,044 transactions in January 2025. Additionally, 919 trademarks were published during the current month. There were 3 appeals against decisions to reject trademark registrations or suspensions of conditions during January 2025. The number of objections to the acceptance of trademark registrations amounted to 27 transactions.

Furthermore, 413 trademark renewal requests within the last year of the protection period were processed in January 2025, with 451 trademark renewal publications completed during the same month. The number of license publications recorded in January 2025 was 3 transactions.

Patent Section		
Jan 2025	transactions	s
2	Patent Application – Individuals	1
40	Patent Application – Companies	2
7	Grant and Publication of Patent – Companies	3
0	Correction, Amendment, or Addition to Patent Application – Companies	4
0	Request for Temporary Protection – Individuals	5
0	Patent Application – Student	6
49	total transactions	

Upon reviewing the data for the Patent Section for January 2025, it was noted that there were 2 patent applications from individuals during the month. Patent applications submitted by companies amounted to 40, while the granting and publication of patents for companies reached 7 transactions in the same period.

## Continued / Trademark and Patent Department

Industrial Designs Section		
jan 2025	transactions	.N
27	Industrial Design Deposit Requests	1
10	Granting and Publication of Industrial Designs	2
1	Industrial Design Renewal Requests	3
1	Publication Fees for Industrial Design Renewal	4
39	total transactions	

According to the data from the Industrial Designs Section for January 2025, the number of industrial design deposit requests reached **27** transactions. The granting and publication of industrial designs accounted for **10** transactions in the same month. Renewal requests for industrial designs totalled **1**, and publication fees for the renewal of industrial designs also accounted for **1** transaction during January 2025.

## International Relations Department

Non-Oil Kuwaiti-Origin Exports			
Export Value	Certificates	Country Group	.N
jan 2025	jan 2025		
178976337.201	2039	GCC Countries	1
36958471.358	388	Arab Countries	2
102949314.810	22	EU and USA (GSP)	3
43059.146	4	Non-Included Countries	4
318927182.515	2453	total	

Upon reviewing the data from the International Relations Department (Kuwaiti Exports) for January 2025, the total value of non-oil Kuwaiti-origin exports reached approximately KWD 319 million, distributed among GCC countries, Arab countries, the European Union and USA (GSP), and non-included countries.

Exports to GCC countries accounted for approximately KWD 179 million, Arab countries KWD 37 million, EU and USA (GSP) KWD 103 million, and non-included countries KWD 43 thousand during the current month.

### Temporary Commercial Exhibition Licenses Issued in Kuwait – January 2025

#### Exhibition Section

Transaction Type		
jan 2025	transactions	.N
74	Temporary Commercial Exhibition Licence	1
5	Temporary Gold and Jewellery Exhibition Licence	2
79	total	

According to the data from the International Relations Department (Exhibition Section) for January 2025, a total of 79 licenses were issued for temporary commercial exhibitions held in Kuwait. Of these, 74 licenses were for general commercial exhibitions, and 5 licenses were for gold and jeweler exhibitions.



## Supply Department

Value in Kuwaiti Dinar (rounded to the nearest dinar)

Subsidised Materials			Subsidised Materials	.N
percentage change	jan 2025	dec 2024		
4%	12210535	11684993	Basic Food Items	1
-60%	983709	2461209	Milk and Infant Nutritional Products	2
11%	18897088	16965535	Construction Materials	3
3%	32091332	31111737	total <sup>1</sup>	

Based on the data from the Supply Department for January 2025, the Ministry provided approximately KWD 32 million in total subsidies.

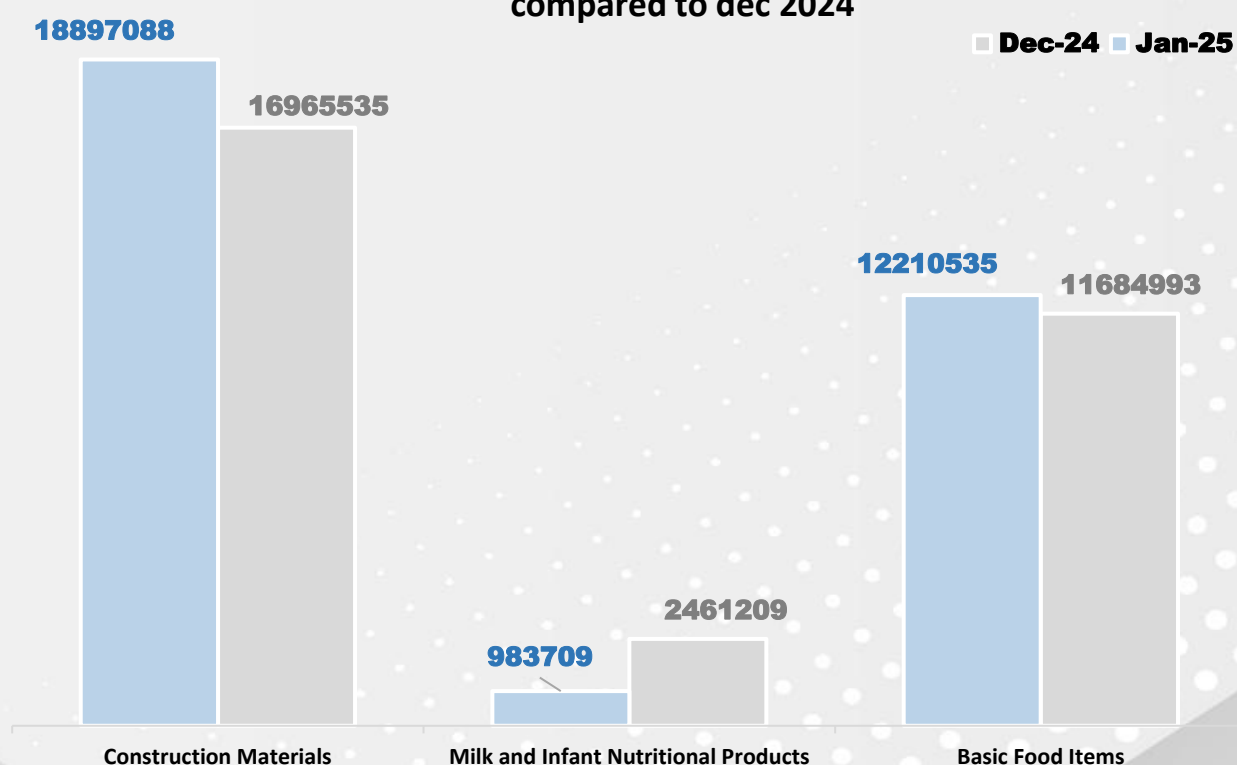
The total value of subsidies provided by the Ministry during January 2025 amounted to approximately KWD 32 million.

Basic food items received support valued at **KWD 12 million**, representing **38%** of the total subsidies disbursed for the month, with an **increase of 4%** compared to December 2024.

As for **milk and infant nutritional products**, the value of subsidies reached **KWD 984 thousand**, accounting for **3%** of the total, reflecting a **decrease of 60%** compared to the previous month.

Meanwhile, **construction materials** received subsidies valued at **KWD 19 million**, comprising **59%** of the total amount disbursed, with an **11% increase** compared to December 2024.

### the monthly index of disbursed subsidy amounts for Jan 2025 compared to dec 2024

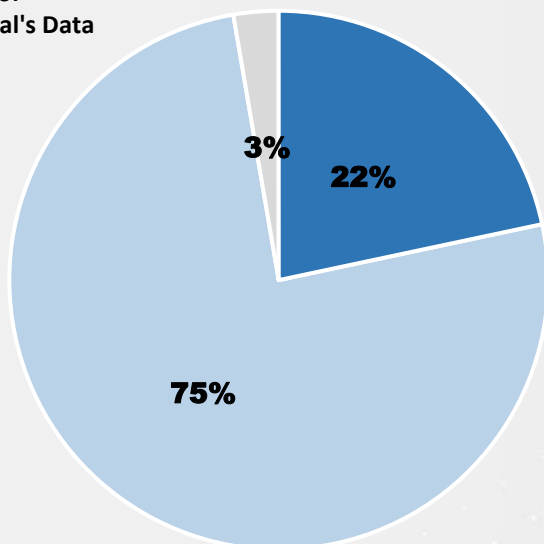


## Continued – Supply Department

Beneficiaries				Ration Cards				N
percentage change	jan 2025	dec2024	transactions	percentage change	jan 2025	dec2024	transactions	
-7%	10269	11024	Addition of Individual to Card	-1%	594	597	Issuance of Ration Card	1
4%	366	352	Update of Individual's Data	-71%	513	1744	Renewal of Ration Card	2
-34%	2942	4443	Removal of Individual from Card	25%	45	36	Cancellation of Ration Card	3
269489		• Cumulative Number of Ration Cards as of End of January 2025						
2266542		• Cumulative Number of Individuals Benefiting from Ration Support as of End of January 2025						

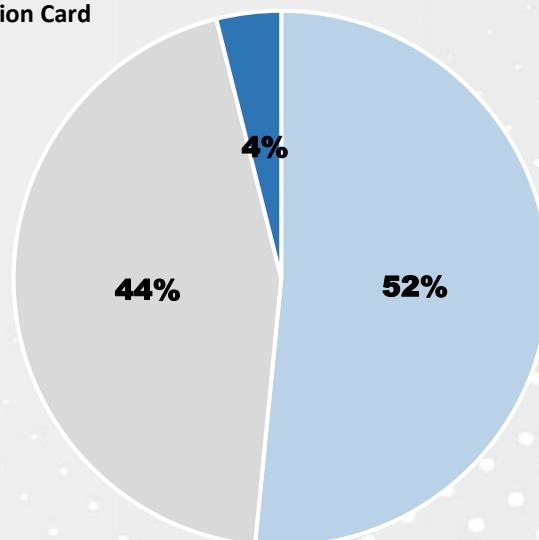
the statistical index of beneficiaries  
ration transactions for Jan 2025

■ Addition of Individual to Card  
■ Update of Individual's Data



the index of beneficiaries ration  
transactions for jan 2025

■ Issuance of Ration Card  
■ Renewal of Ration Card  
■ Cancellation of Ration Card



## Continued / Supply Department

jan 2025	Procedure	s
858	• Request for Subsidised Construction Materials Disbursement – First Issuance	1
39	• Request for Renewal of Subsidised Construction Materials Disbursement Letter	2
9	• Request for Exchange of Subsidised Materials	3
27	• Request for “To Whom It May Concern” Certificate – Materials Received	4
103	• Request for “To Whom It May Concern” Certificate – Materials Not Received	5
1036	<b>total</b>	

**Upon reviewing the data pertaining to the Supply Department (Construction Materials) for January 2025, the following was observed:**

A total of 858 procedures were carried out for the initial issuance of subsidized construction materials. Additionally, 39 transactions were processed for the renewal of subsidized construction materials disbursement letters during the current month.

The number of requests for the exchange of subsidized materials reached 9 in January 2025. Furthermore, 27 requests were submitted for “To Whom It May Concern” certificates – materials received, while 103 requests were submitted for “To Whom It May Concern” certificates – materials not received during the same period.

## **Key Ministerial Decisions Issued in January 2025**

### **Ministerial Decisions:**

**Ministerial Decision No. (3) of 2025**, dated 19 January 2025, .

concerning the approval of stamped trademarks on imported precious metal articles, in accordance with Ministerial Decision No. (165) of 2019 and its amendments regarding the reorganization and procedures for stamping imported precious metals and jeweler.

**Ministerial Decision No. (4) of 2025**, dated 19 January 2025, .

concerning the addition of commercial activities (Engineering Design and Supervision).

# Conclusion

This marks the end of our report, in which we have made every effort to present all available data and statistics related to the majority of the Ministry's departments, in a manner that reflects the continued growth of their roles. We have highlighted key indicators and illustrated them through charts and graphs, and provided our statistical analysis of the monthly indicators.

We hope that this report has successfully captured the most significant aspects contributing to the development and advancement of the Ministry.

We sincerely hope the report meets your expectations.

May God grant us success.